

US00D501082S

(12) **United States Design Patent**
Morelli

(10) **Patent No.:** **US D501,082 S**
(45) **Date of Patent:** **** Jan. 25, 2005**

(54) **HANDBAG**

(75) **Inventor:** **Giovanni Morelli, Milan (IT)**

(73) **Assignee:** **Chloe Societe Anonyme, Paris (FR)**

(**) **Term:** **14 Years**

(21) **Appl. No.:** **29/200,970**

(22) **Filed:** **Mar. 9, 2004**

(30) **Foreign Application Priority Data**

Mar. 8, 2004 (EM) 000157474

(51) **LOC (7) Cl.** **03-01**

(52) **U.S. Cl.** **D3/246**

(58) **Field of Search** D3/232, 233, 234,
D3/238, 240, 241, 243, 244, 245, 246,
303, 315, 316; D9/305; 150/100, 197, 110,
118, 900, 902, 903; 190/100, 109, 112,
113, 115, 119; 383/12, 29, 26, 30, 31, 205,
206, 40, 42, 70, 71, 72, 75, 76, 78, 79,
81, 907

(56) **References Cited**

U.S. PATENT DOCUMENTS

2,631,632 A * 3/1953 Leachman 190/109
4,257,463 A * 3/1981 Monaco 150/110
D275,241 S * 8/1984 Schimmel D3/243

4,856,570 A * 8/1989 Rushing et al. 150/107
6,447,142 B1 * 9/2002 Weir 150/100
D489,897 S * 5/2004 Guyon D3/246

* cited by examiner

Primary Examiner—Louis S. Zarfes

Assistant Examiner—Monica A. Weingart

(74) *Attorney, Agent, or Firm*—Hoffman, Wasson & Gitler,
PC

(57) **CLAIM**

The ornamental design for a handbag, as shown and described.

DESCRIPTION

FIG. 1 is a front elevational view of the handbag;
FIG. 2 is a rear elevational view of the handbag;
FIG. 3 is a view of one side of the handbag shown in FIGS. 1 and 2; the opposite side is identical in shape;
FIG. 4 is a perspective view of one side of the handbag, with the handbag tilted upwardly to show the bottom of the handbag;
FIG. 5 is a perspective view of the handbag with one strap retained in an upright position and the other strap shown in a relaxed position; and,
FIG. 6 is a perspective view similar to FIG. 5, with both straps shown in their relaxed position.

1 Claim, 5 Drawing Sheets





FIG . 1



FIG . 2




FIG . 3




FIG . 4




FIG . 5




FIG . 6