

US00D501081S

(12) **United States Design Patent**
Guyon

(10) **Patent No.:** **US D501,081 S**
(45) **Date of Patent:** **** Jan. 25, 2005**

(54) **HANDBAG**

D452,073 S 12/2001 Cassegrain

(75) **Inventor:** **Isabelle Guyon, Paris (FR)**

OTHER PUBLICATIONS

(73) **Assignee:** **S.A.S. Jean Cassegrain, Paris (FR)**

Longchamp–Paris, Les Pliages, Spring 2002, Catalogue, Paris, France.

(**) **Term:** **14 Years**

* cited by examiner

(21) **Appl. No.:** **29/198,464**

Primary Examiner—Louis S. Zarfaz

(22) **Filed:** **Jan. 29, 2004**

Assistant Examiner—Monica A Weingart

(51) **LOC (7) Cl.** **03-01**

(74) *Attorney, Agent, or Firm*—Gottlieb, Rackman & Reisman, P.C.

(52) **U.S. Cl.** **D3/243**

(57) **CLAIM**

(58) **Field of Search** D3/232, 233, 241,
D3/243, 245, 246, 244, 234, 238, 301,
303; 150/114, 117, 103, 104, 106, 111,
127, 128, 130, 900; 190/103, 109, 113,
115, 900, 903, 1, 102, 104, 105, 106, 107,
110, 902; 383/6, 31, 37, 38, 40, 66, 78,
2, 4, 120

The ornamental design for a handbag, as shown and described.

DESCRIPTION

(56) **References Cited**

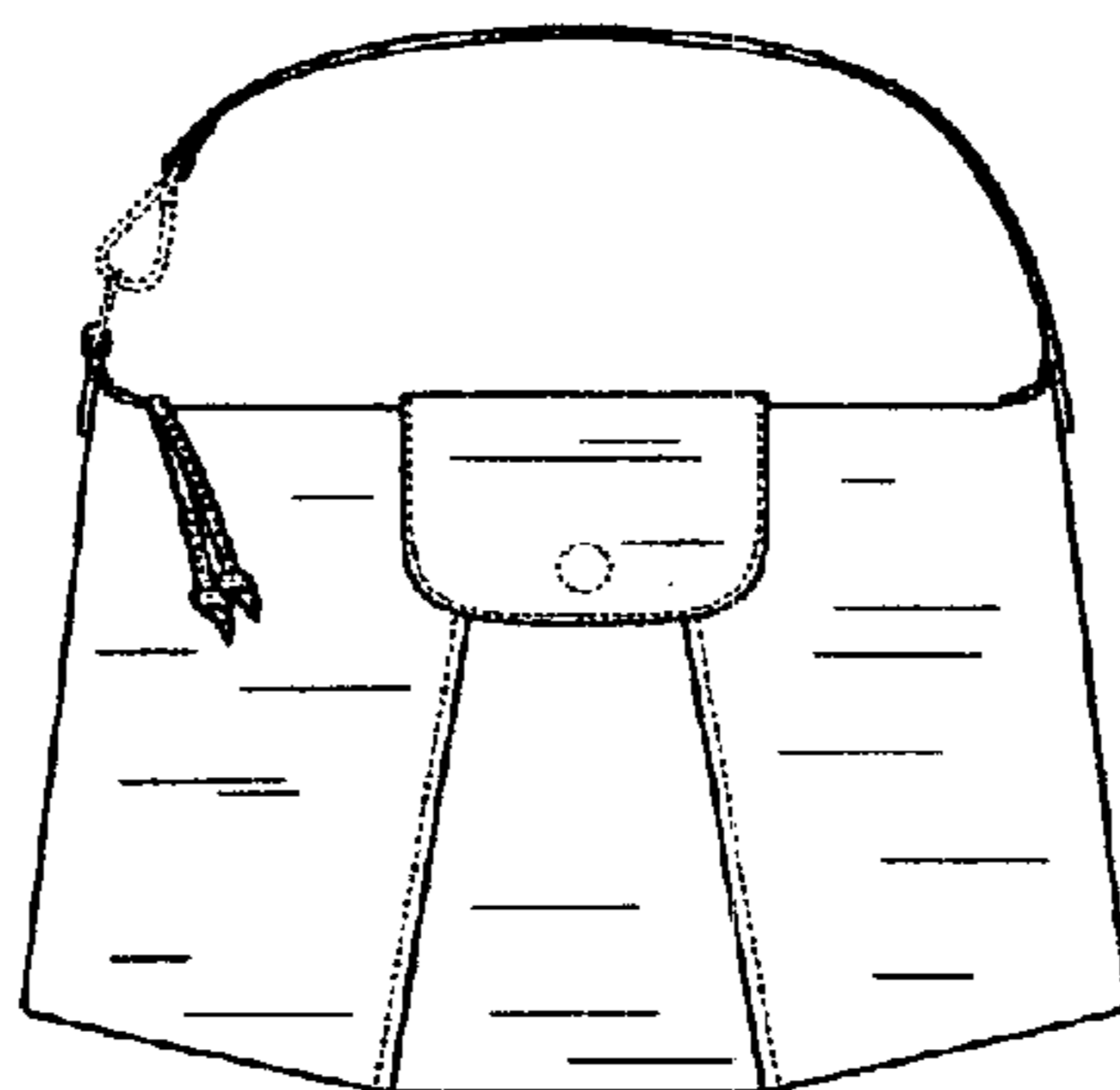
U.S. PATENT DOCUMENTS

1,553,697	A	*	9/1925	Lederer	383/40
2,244,858	A	*	6/1941	Stember	150/107
D155,177	S	*	9/1949	Nathan	D3/243
2,627,952	A	*	2/1953	Korchmar	190/902
D268,304	S	*	3/1983	Schimmel	D3/233
4,856,570	A	*	8/1989	Rushing et al.	150/103

FIG. 1 is a bottom plan view of a handbag showing my new design;
FIG. 2 is a left side elevation view thereof;
FIG. 3 is a front elevation view thereof;
FIG. 4 is a right side elevation view thereof; and,
FIG. 5 is a top plan view thereof.

The broken line showing of strap support rings, in FIGS. 2, 3, and 5, is for illustrative purposes only and forms no part of the claimed design.

1 Claim, 1 Drawing Sheet



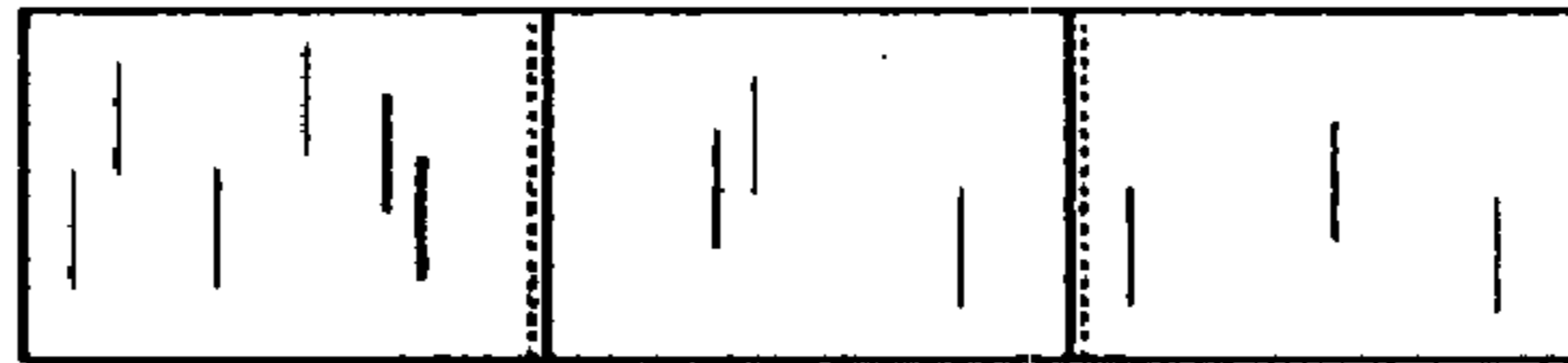


FIG. 1




FIG. 2

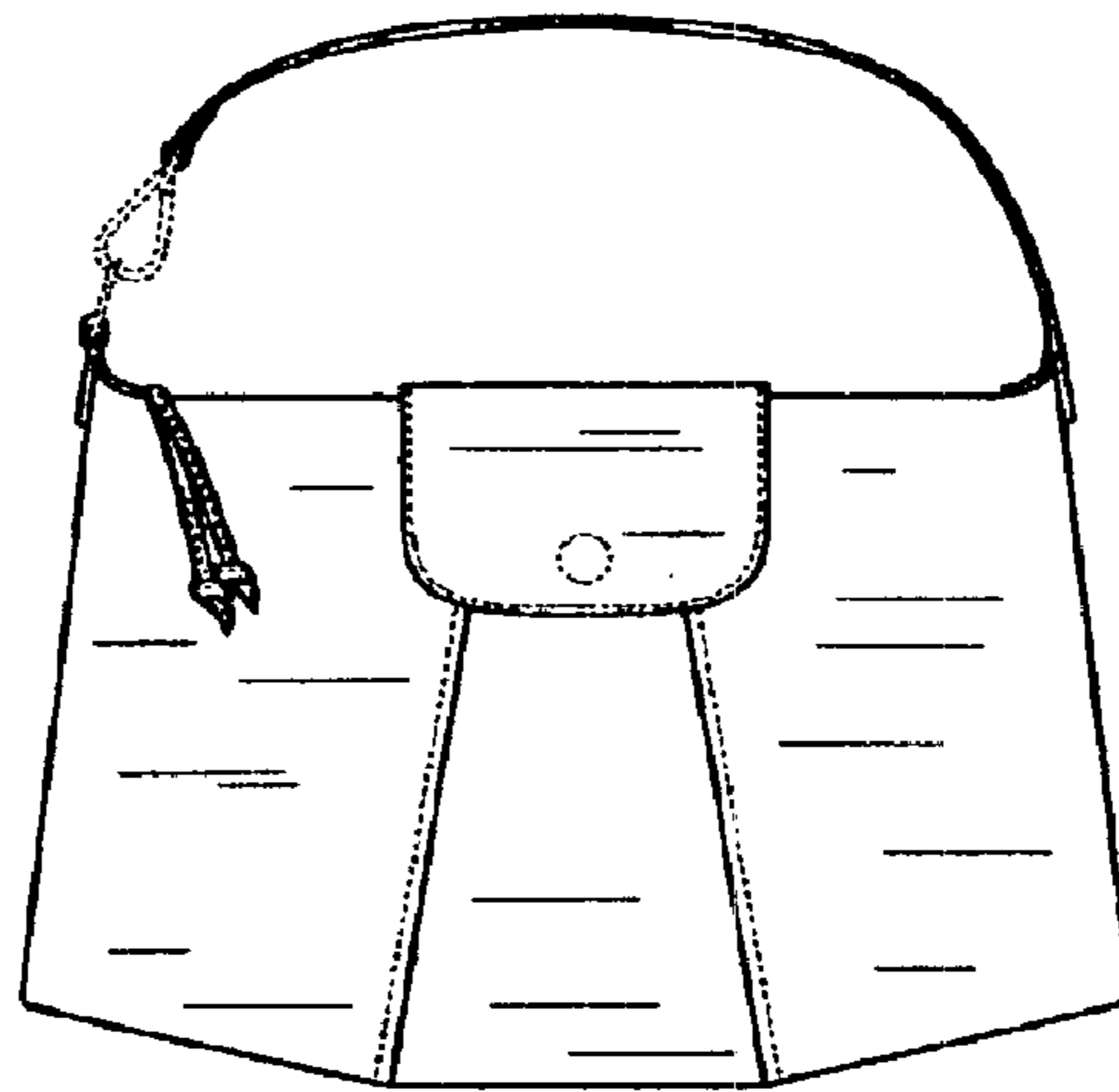


FIG. 3

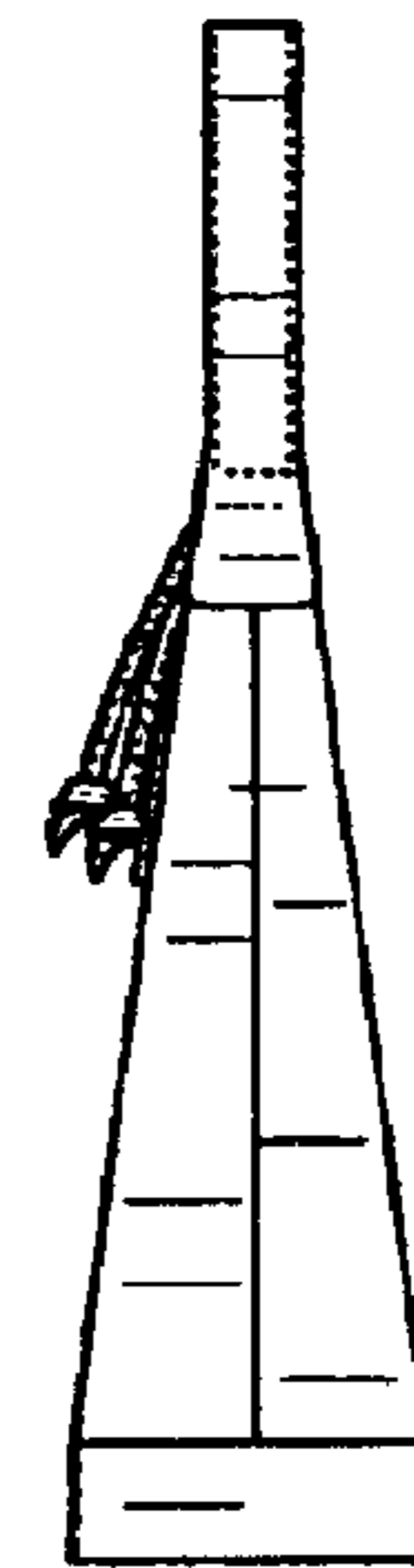


FIG. 4

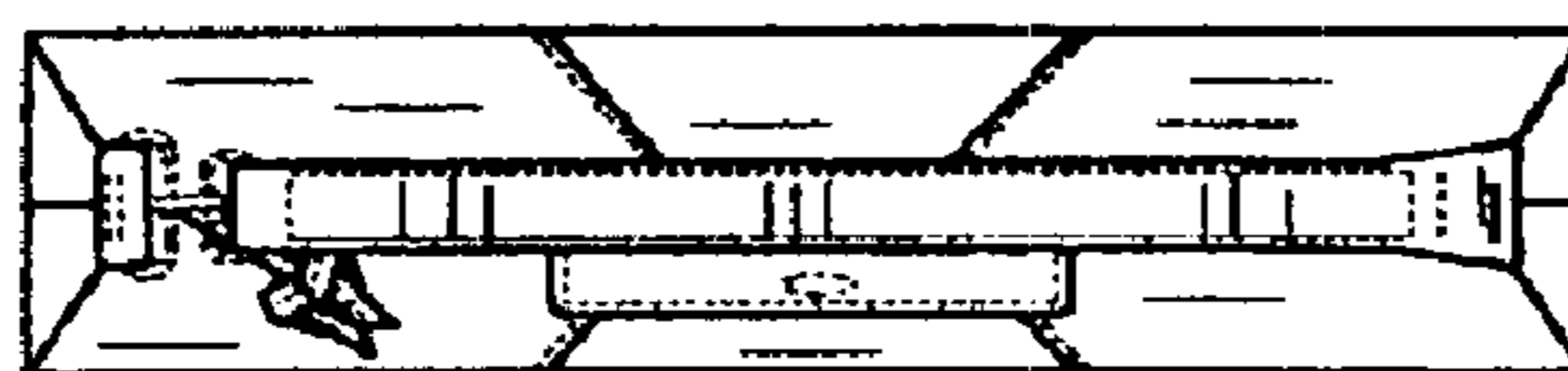


FIG. 5