

US00D501067S

(12) **United States Design Patent**  
**Schenck et al.**

(10) **Patent No.: US D501,067 S**  
(45) **Date of Patent: \*\* Jan. 25, 2005**

(54) **HAT**  
(75) Inventors: **Vanessa N. F. Schenck**, Old Greenwich, CT (US); **Katherine J. McCarthy**, New Canaan, CT (US)

(73) Assignee: **lemondrop, LLC**, New Canaan, CT (US)

(\*\*) Term: **14 Years**

(21) Appl. No.: **29/207,635**

(22) Filed: **Jun. 16, 2004**

(51) **LOC (7) Cl.** ..... **02-03**

(52) **U.S. Cl.** ..... **D2/880; D2/878**

(58) **Field of Search** ..... D2/865, 866, 867, D2/870, 877, 878, 880, 881, 884, 889, 891; 2/68, 171, 171.4, 17, 181, 183, 195.2, 195.7, 202, 204, 205; 132/274

(56) **References Cited**

**U.S. PATENT DOCUMENTS**

D66,208 S	12/1924	Poole	
1,531,394 A *	3/1925	Ridgeway	2/68
D107,836 S *	1/1938	Merkin	D2/880
2,556,576 A *	6/1951	De Caroliss	132/274
2,864,383 A	12/1958	Jacks et al.	132/46
4,468,815 A *	9/1984	Pellegrini	2/183
5,644,799 A	7/1997	Armenta et al.	2/209.13
5,875,494 A	3/1999	Garnier, Jr. et al.	2/209.7
5,933,872 A	8/1999	Lema	2/209.7
D420,207 S	2/2000	Barton et al.	D2/889
6,345,395 B1 *	2/2002	Chilton	2/183
6,481,020 B1	11/2002	Kirkland	2/174

6,543,061 B1 \* 4/2003 Morgan ..... 2/183  
2002/0162155 A1 11/2002 Griffin  
2003/0009813 A1 1/2003 Dreher

**FOREIGN PATENT DOCUMENTS**

WO WO0106883 2/2001

**OTHER PUBLICATIONS**

Pub. No. US2002/0162155, Nov. 7, 2002.  
Pub. No. US2003/009813, Jan. 16, 2003.  
Wrap-Cap web page, Oct. 10, 2003, and undated *New York Times* clipping.

\* cited by examiner

*Primary Examiner*—Mimosa De  
(74) *Attorney, Agent, or Firm*—David M. Quinlan, P.C.

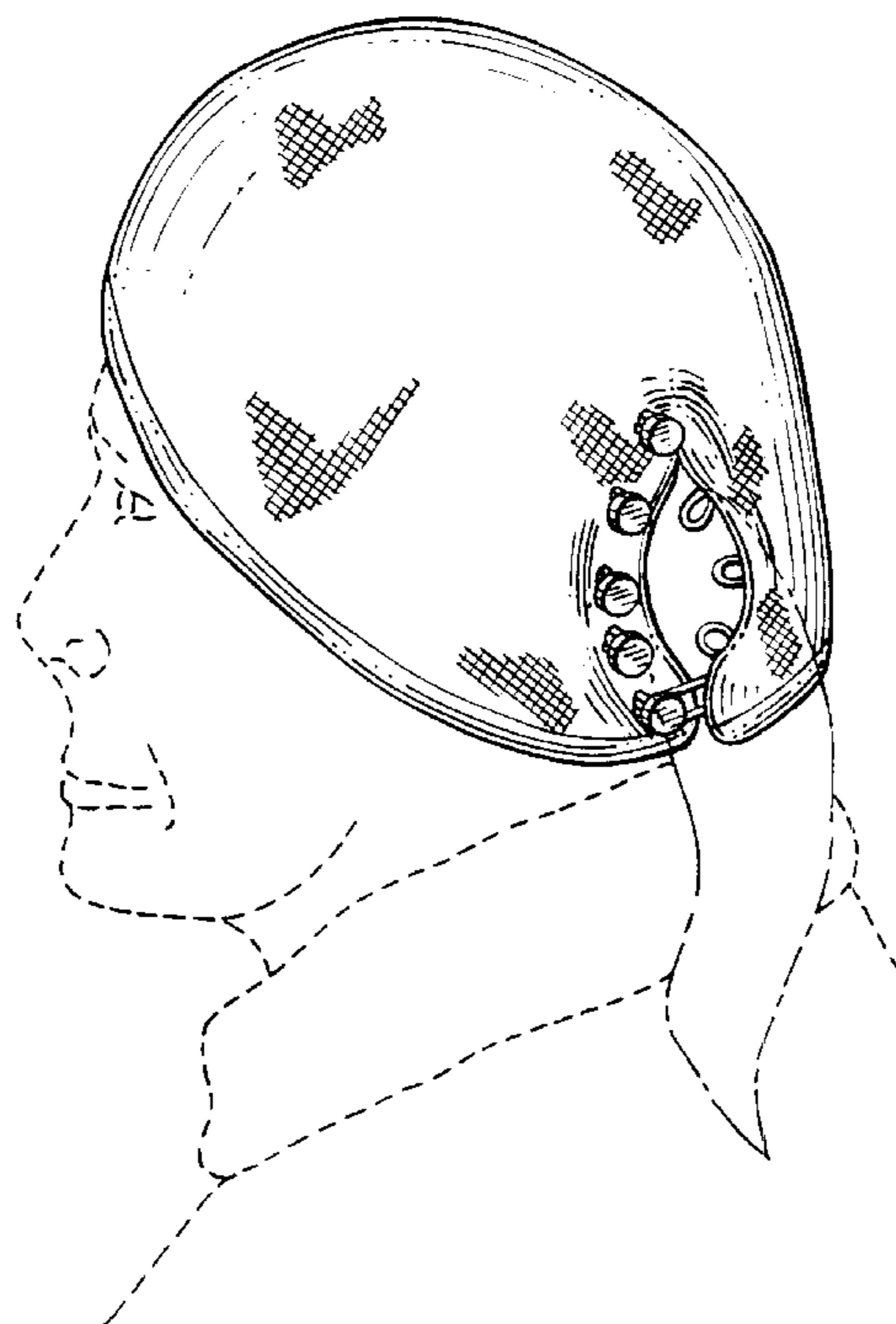
(57) **CLAIM**

We claim the ornamental design for a hat, as shown and described.

**DESCRIPTION**

FIG. 1 is a perspective view of a hat, with the opening shown in open position;  
FIG. 2 is a perspective view thereof, shown with the opening in a closed position;  
FIG. 3 is a right side elevational view thereof, the left side elevational view being a mirror image;  
FIG. 4 is a rear elevational view of FIG. 2; and,  
FIG. 5 is a bottom view of FIG. 2.  
The broken lines shown in FIG. 1 are for environmental purposes only and form no part of the claimed design.

**1 Claim, 2 Drawing Sheets**



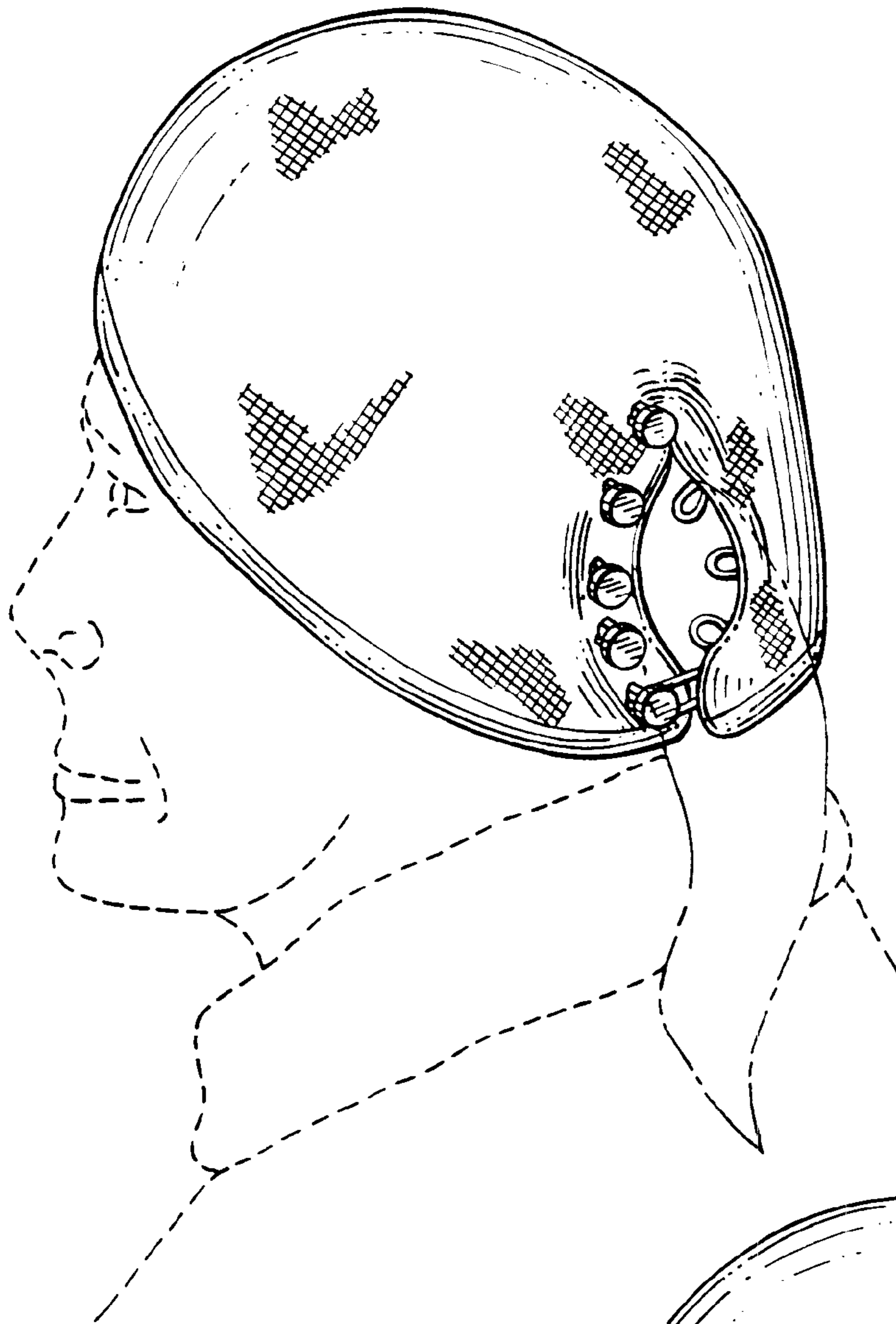


FIG. 1

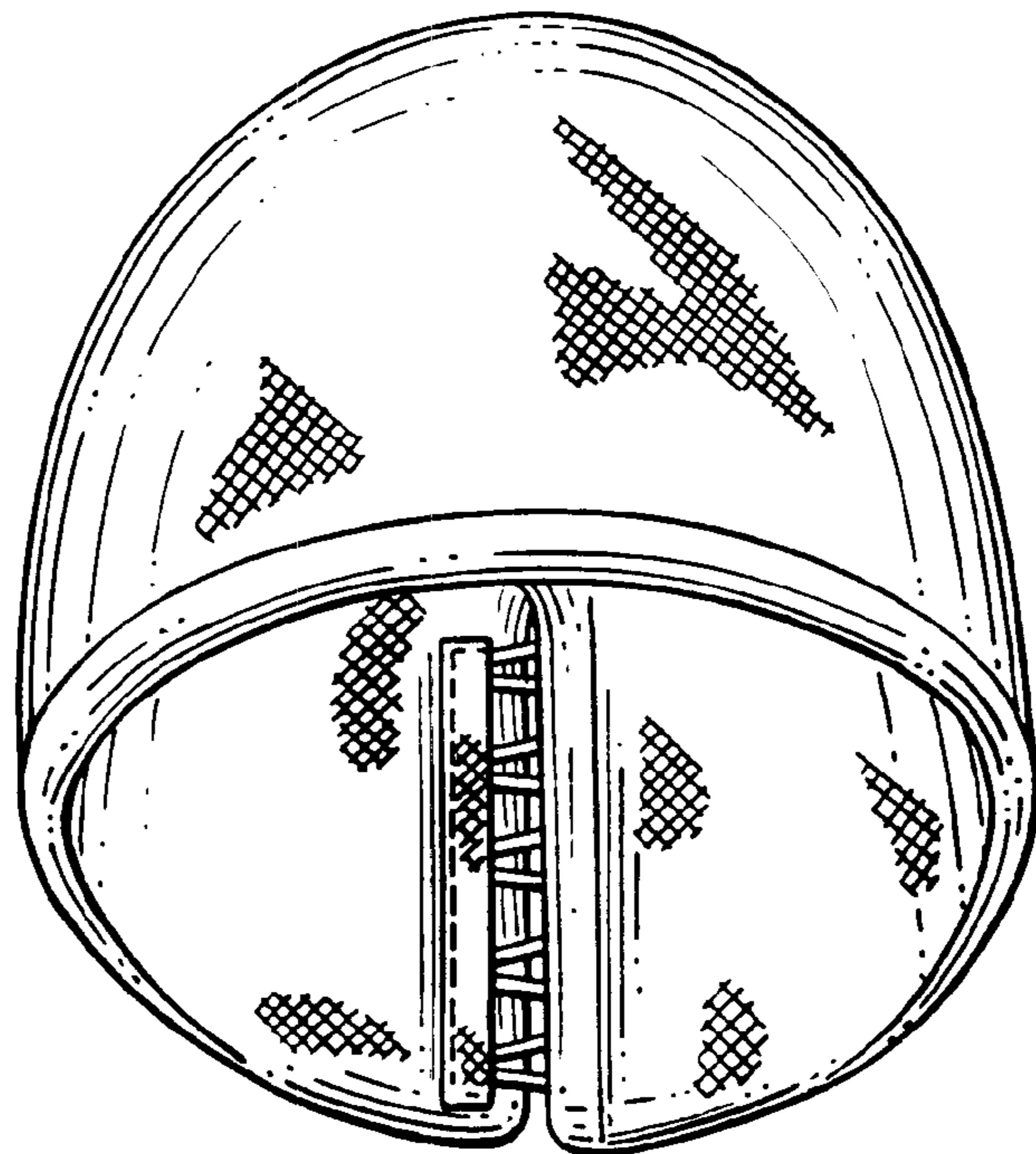


FIG. 2

FIG. 3

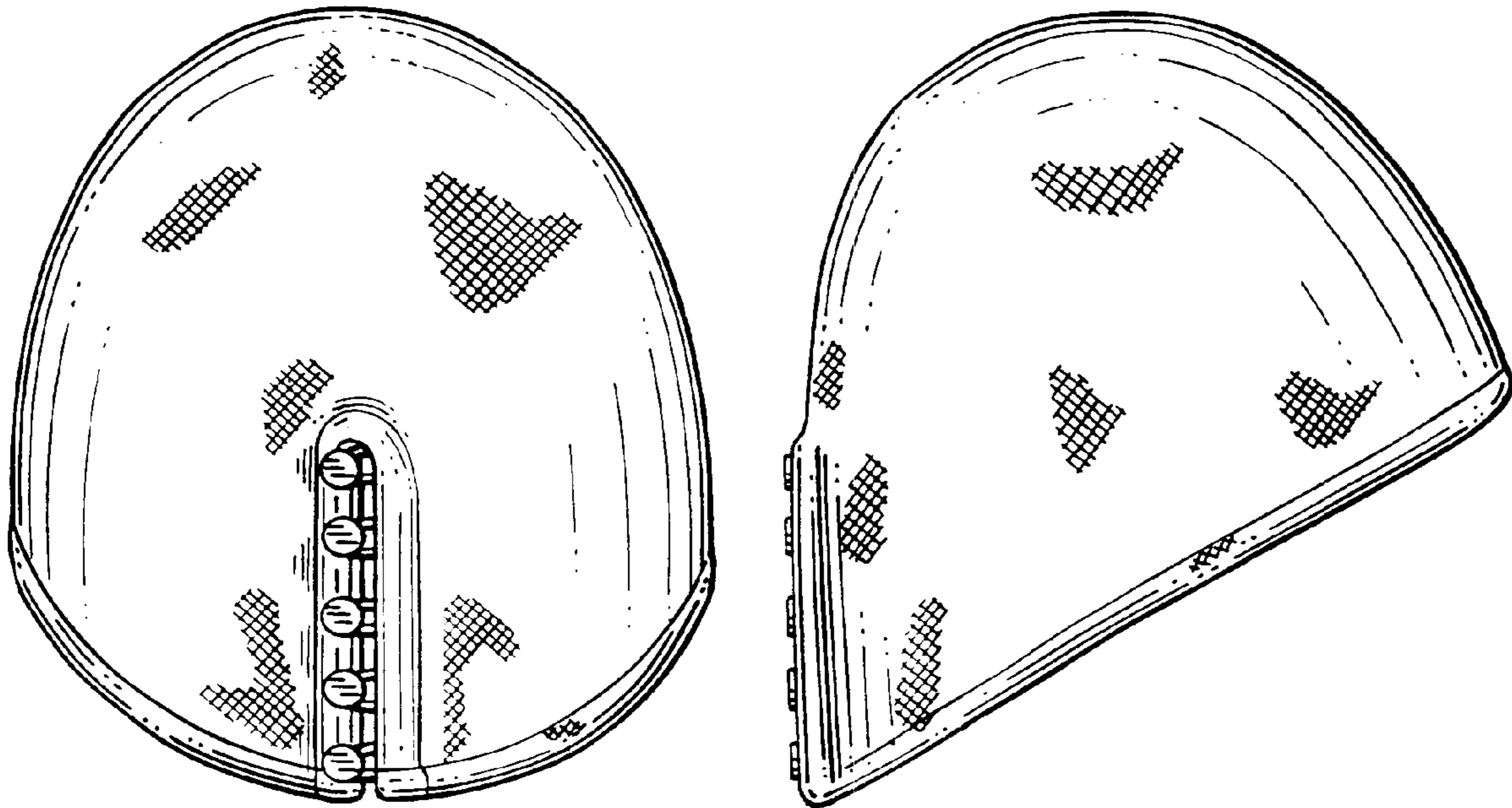


FIG. 4




FIG. 5