

US00D501043S

(12) **United States Design Patent**
Bacon et al.

(10) **Patent No.:** **US D501,043 S**
(45) **Date of Patent:** **** Jan. 18, 2005**

(54) **CEILING FAN BLADE**

D489,447 S * 5/2004 Young D23/413

(75) Inventors: **Ted E. Bacon**, Collierville, TN (US);
Brian S. Sibson, Jacksonville, FL (US);
Hsiao-ching Huang, Memphis, TN (US)

OTHER PUBLICATIONS
Sonica® Catalogue pp. 32 and 33.

* cited by examiner

(73) Assignee: **Hunter Fan Company**, Memphis, TN (US)

Primary Examiner—Lisa Lichtenstein
(74) *Attorney, Agent, or Firm*—Baker Donelson

(**) Term: **14 Years**

(57) **CLAIM**

The ornamental design for a ceiling fan blade, as shown and described.

(21) Appl. No.: **29/185,525**

(22) Filed: **Jun. 26, 2003**

DESCRIPTION

(51) **LOC (7) Cl.** **23-04**

FIG. 1 is a perspective view of a ceiling fan blade showing my new design.

(52) **U.S. Cl.** **D23/413**

FIG. 2 is a top view thereof.

(58) **Field of Search** D23/413, 411,
D23/377, 379, 385; 416/5

FIG. 3 is a bottom view thereof.

FIG. 4 is a right side view thereof.

FIG. 5 is a left side view thereof.

FIG. 6 is a front view thereof; and,

FIG. 7 is a rear view thereof.

The phantom lines are to indicate environment only and are not intended to form a part of the claimed design.

(56) **References Cited**

U.S. PATENT DOCUMENTS

D323,028 S	1/1992	Holbrook	D23/377
D414,857 S	10/1999	Zuege	D23/377
D417,494 S	12/1999	Evans	D23/377
D453,220 S	* 1/2002	Young	D23/413

1 Claim, 3 Drawing Sheets

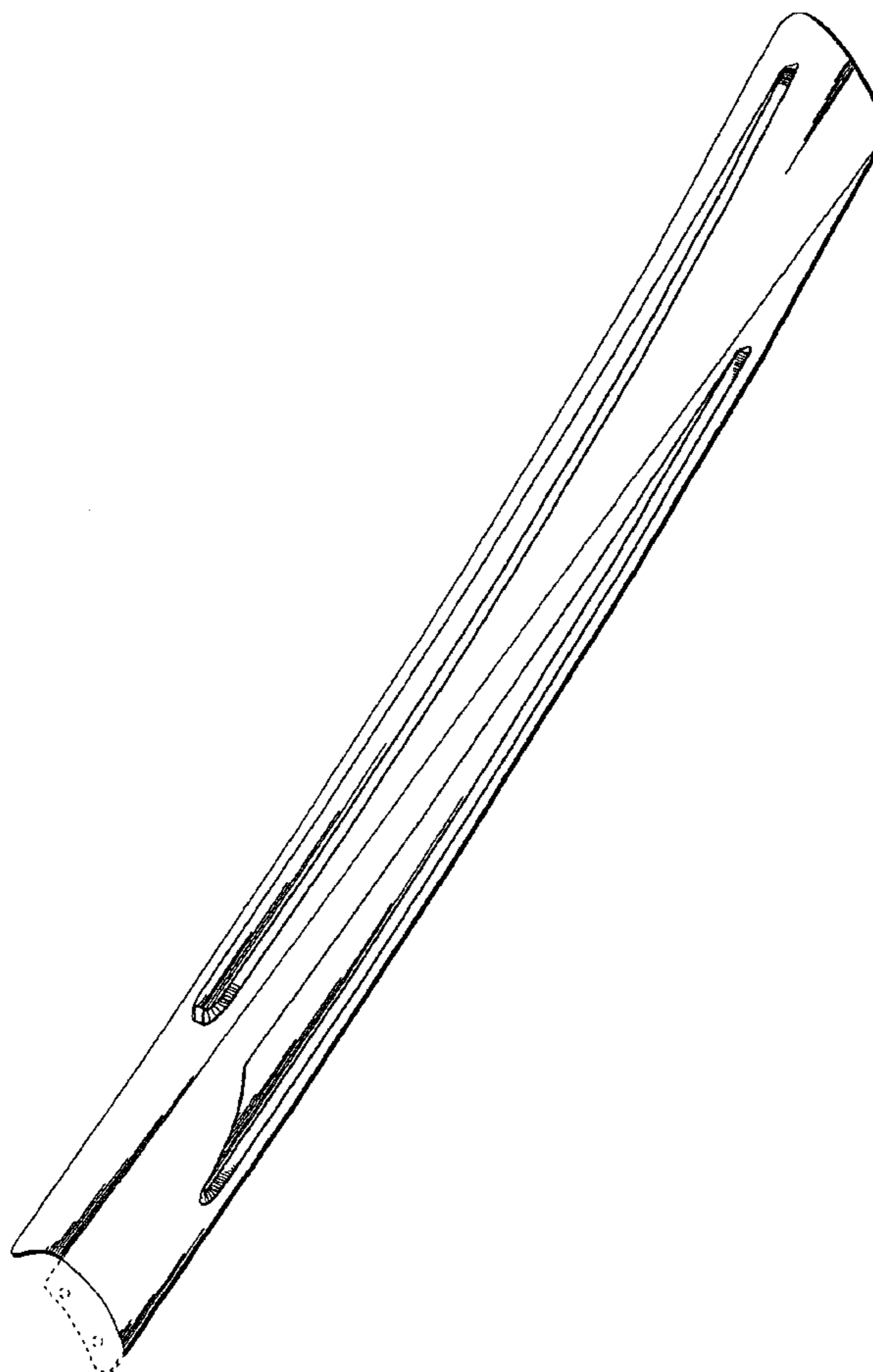


Fig. 1

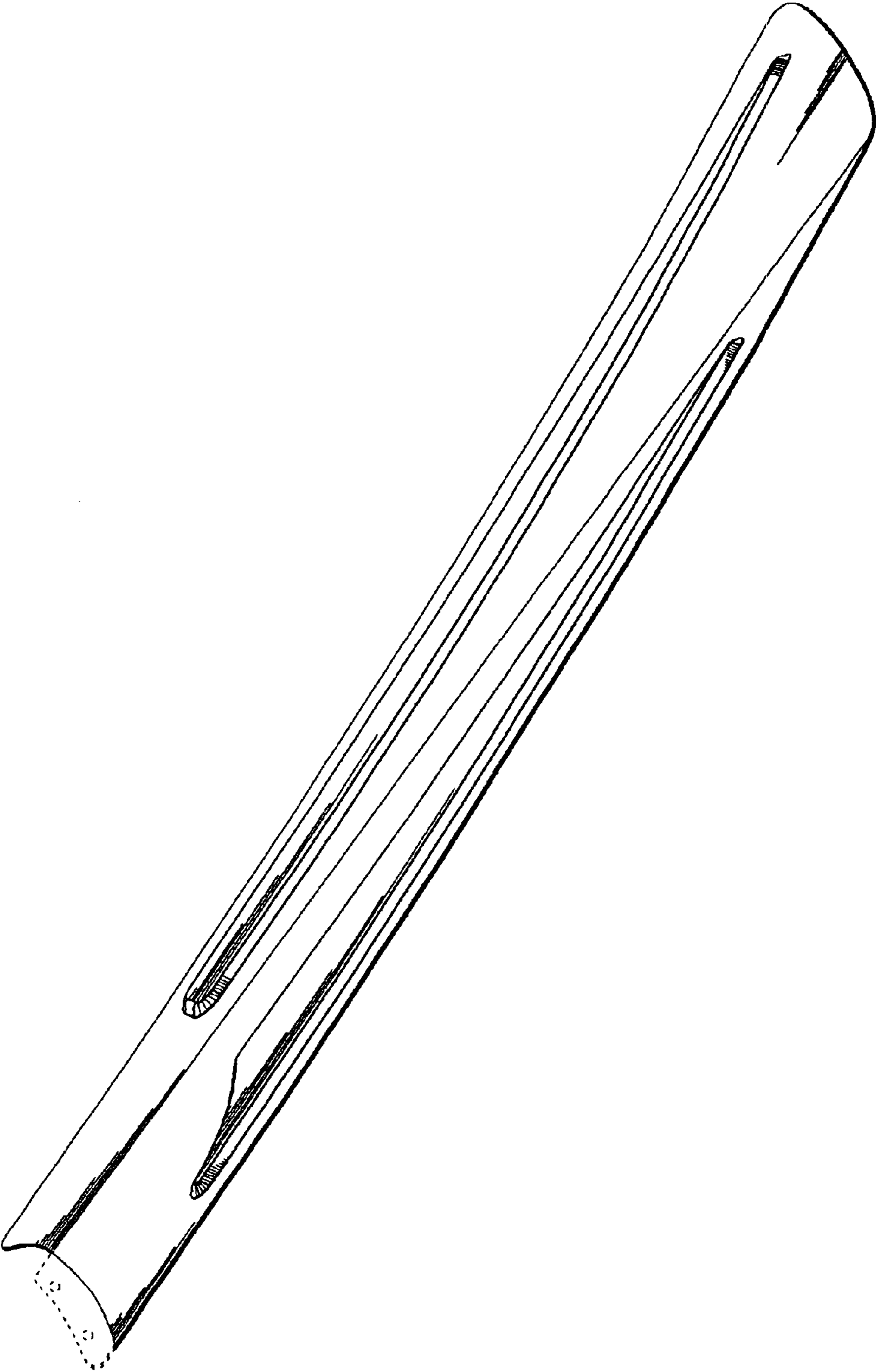


Fig. 2

Fig. 3

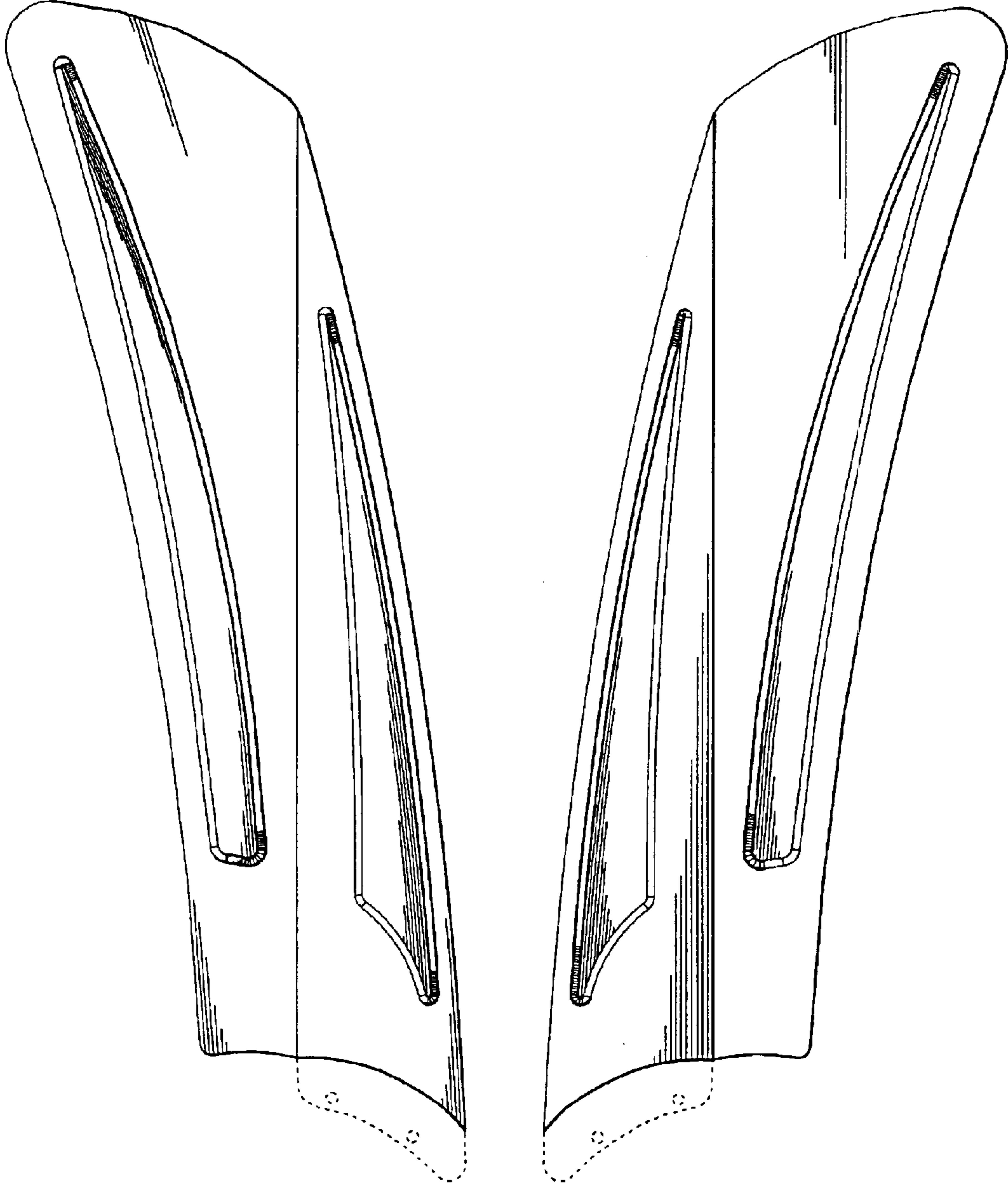


Fig. 4



Fig. 5



Fig. 6



Fig. 7

