



US00D501041S

(12) **United States Design Patent**
Moran et al.

(10) **Patent No.:** **US D501,041 S**
(45) **Date of Patent:** **** Jan. 18, 2005**

- (54) **SINK**
- (75) **Inventors:** **Walter J. Moran**, Batavia, IL (US);
John Michael Douglass, Algonquin, IL (US);
Glenda Kay Plemons, Glen Ellyn, IL (US);
Thomas A. Samanic, Mokena, IL (US);
Ellen Sieminski, Chicago, IL (US);
Peter Wozniczka, Des Plaines, IL (US)
- (73) **Assignee:** **Elkay Manufacturing Company**, Oak Brook, IL (US)
- (**) **Term:** **14 Years**
- (21) **Appl. No.:** **29/205,239**
- (22) **Filed:** **May 11, 2004**

- D185,650 S 7/1959 Voorhees et al.
- D185,662 S 7/1959 Everett
- D188,418 S 7/1960 Salveson
- 3,071,780 A 1/1963 Lyon
- D244,291 S 5/1977 Baker
- D276,869 S 12/1984 Doman
- D282,612 S 2/1986 Moore
- 4,587,680 A 5/1986 Brögger
- D307,465 S 4/1990 Phillips
- D337,377 S 7/1993 Bonnell et al.
- 5,251,790 A 10/1993 Cohn et al.
- D353,652 S 12/1994 Dannenberg
- 5,621,929 A 4/1997 Smith
- D387,857 S 12/1997 McKeone
- D397,213 S 8/1998 Bonnell
- D417,981 S 12/1999 Zwicker
- D426,288 S 6/2000 Kolada
- 6,213,575 B1 4/2001 Brin et al.
- D445,883 S 7/2001 Svendsen et al.

Related U.S. Application Data

- (62) Division of application No. 29/179,124, filed on Apr. 4, 2003, now Pat. No. Des. 496,441.
- (51) **LOC (7) Cl.** **23-02**
- (52) **U.S. Cl.** **D23/284**
- (58) **Field of Search** D23/270-271,
D23/273, 284-285, 290-292, 293.1, 303,
308; 4/664-665, 619, 522, 623-624, 639-642,
650-651, 660-661

(56) **References Cited**

U.S. PATENT DOCUMENTS

- 1,201,903 A 10/1916 Wiley
- D183,047 S 6/1958 Helmer

Primary Examiner—Robert A. Delehanty

(74) *Attorney, Agent, or Firm*—Leydig, Voit & Mayer, Ltd.

(57) **CLAIM**

The ornamental design for a sink, as shown and described.

DESCRIPTION

FIG. 1 is a perspective view taken from the top, front and right side of a sink showing our new design;
 FIG. 2 is a perspective view of the bottom thereof;
 FIG. 3 is a top plan view of the sink shown in FIG. 1;
 FIG. 4 is a bottom view of the sink shown in FIG. 1;
 FIG. 5 is a rear side view of the sink shown in FIG. 1; and,
 FIG. 6 is a front side view of the sink shown in FIG. 1.

1 Claim, 4 Drawing Sheets

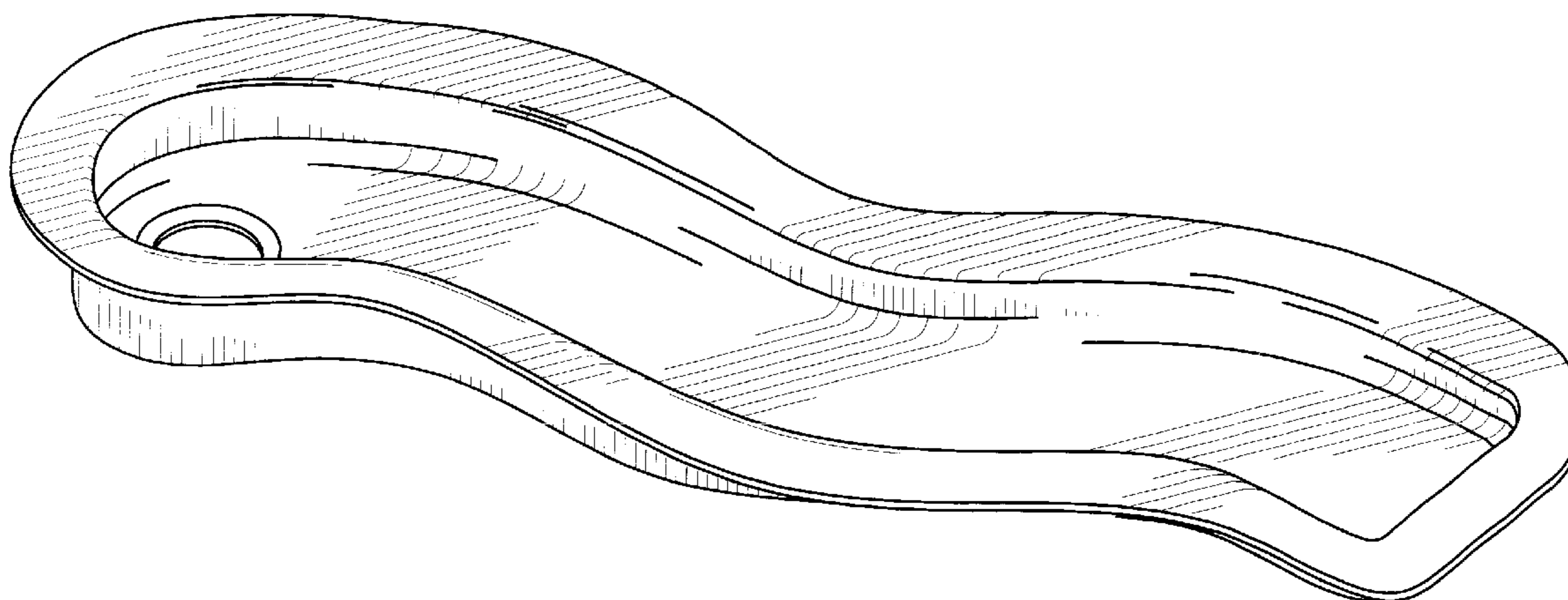


FIG. 1

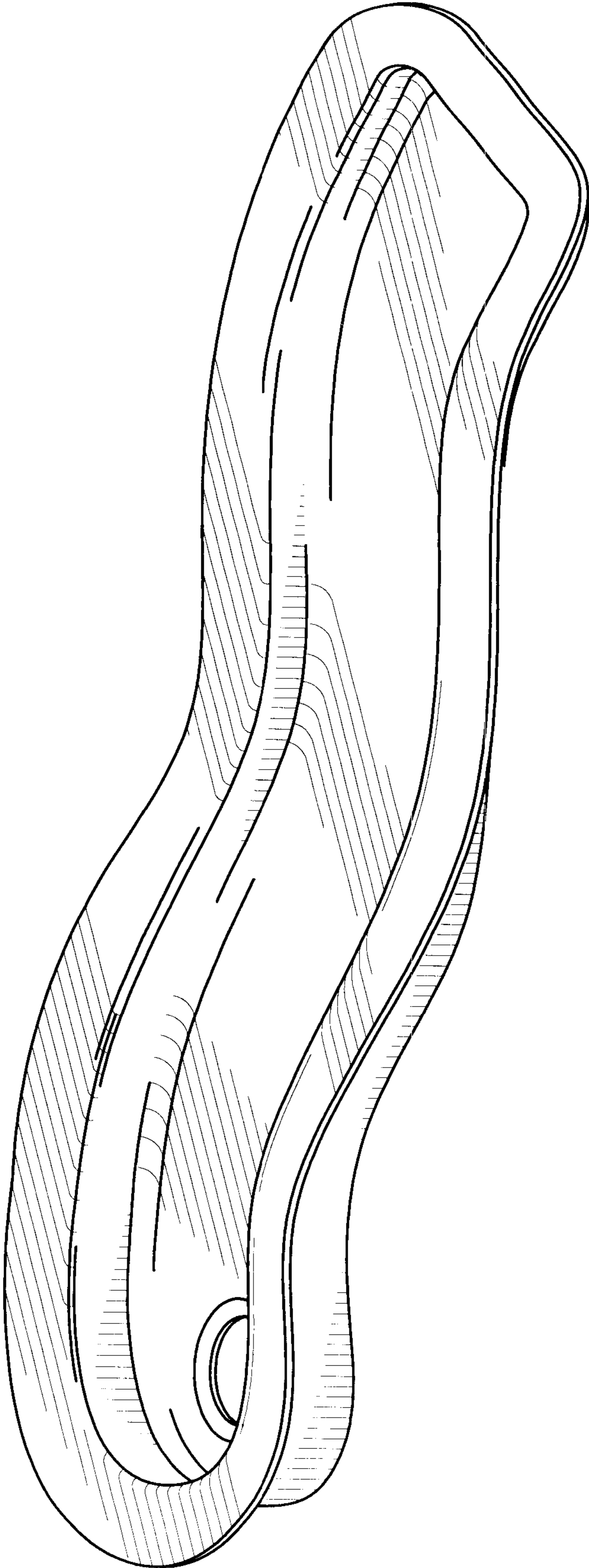


FIG. 2



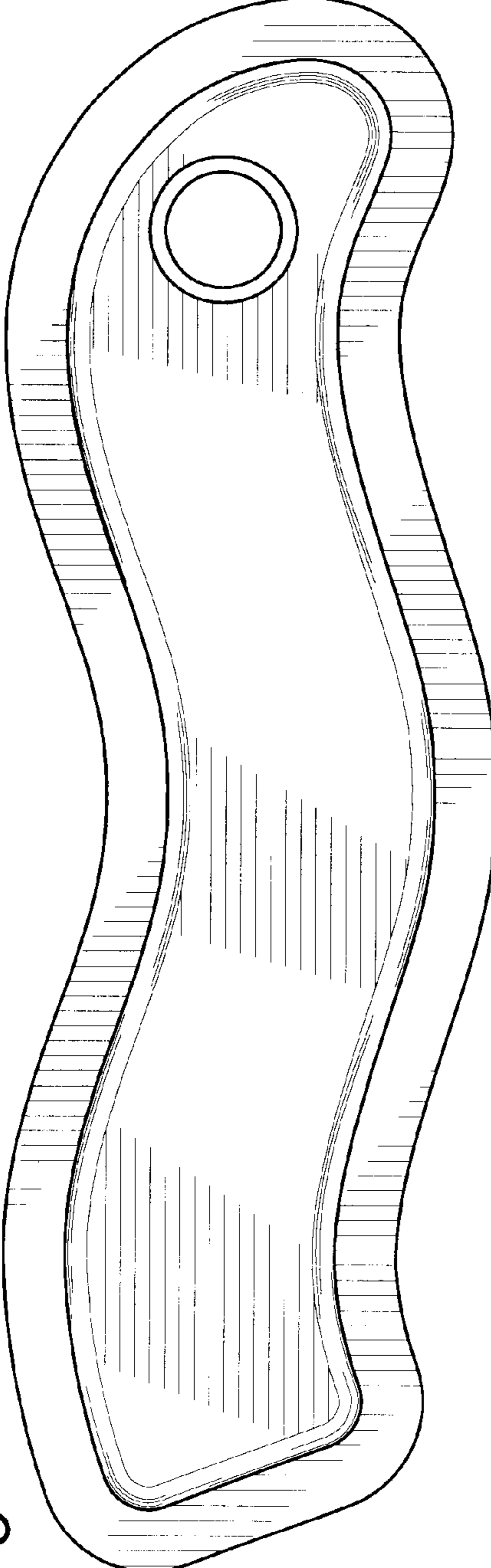


FIG. 3

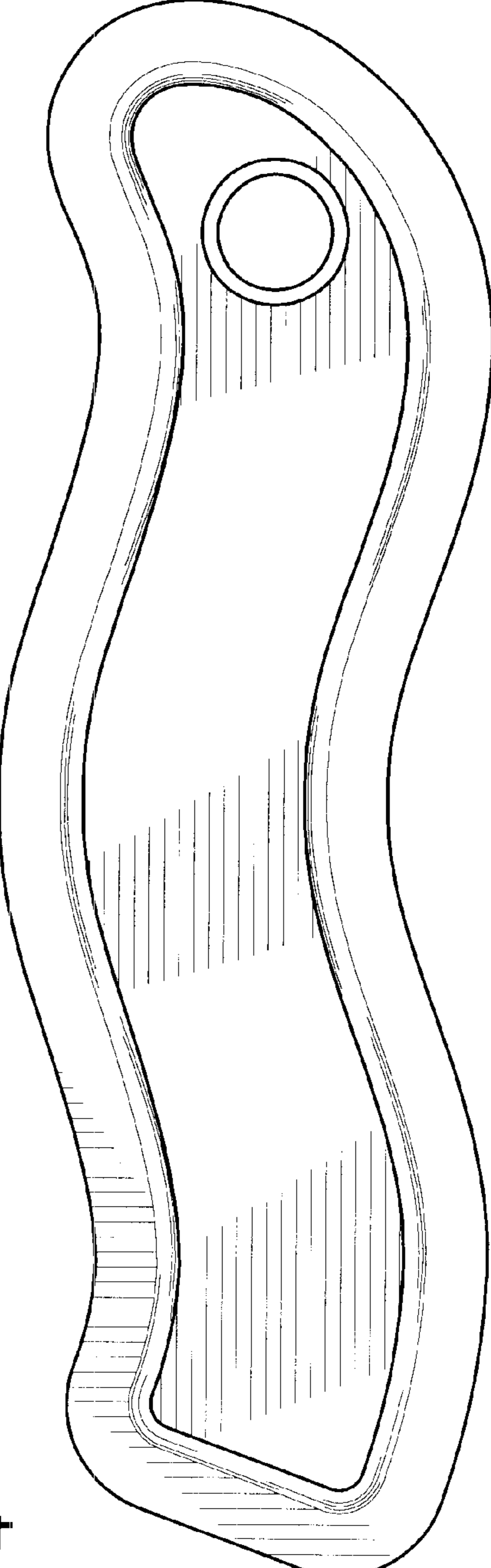


FIG. 4

FIG. 5




FIG. 6

