

US00D501029S

(12) **United States Design Patent**
Liang

(10) **Patent No.:** **US D501,029 S**
(45) **Date of Patent:** **** Jan. 18, 2005**

(54) **PEN SHELL**

(76) **Inventor:** **Kui Wei Liang**, Ningbo Chengiu
Stationery, Ningbo, Bei Lun, Xiao Gang
(CN)

(**) **Term:** **14 Years**

(21) **Appl. No.:** **29/190,437**

(22) **Filed:** **Sep. 22, 2003**

(51) **LOC (7) Cl.** **19-06**

(52) **U.S. Cl.** **D19/50; D19/54**

(58) **Field of Search** D19/35, 36, 41-51,
D19/53-58; 401/17, 18, 98, 99-102, 103-106,
107-110, 111-117, 209, 202, 213, 243-247,
262

(56) **References Cited**

U.S. PATENT DOCUMENTS

D191,078 S * 8/1961 Lovejoy D19/51
3,092,080 A * 6/1963 Lovejoy 401/104
D465,238 S * 11/2002 Qiu D19/50

D478,125 S * 8/2003 Chen D19/50
D480,423 S * 10/2003 Kung D19/51
D485,576 S * 1/2004 Burden et al. D19/51
D487,114 S * 2/2004 Santa Maria et al. D19/50

* cited by examiner

Primary Examiner—Martie K. Holtje

(74) *Attorney, Agent, or Firm*—Raymond Y. Chan; David
and Raymond

(57) **CLAIM**

The ornamental design for a pen shell, as shown and
described.

DESCRIPTION

FIG. 1 is a front perspective view of a pen shell showing my
new design;

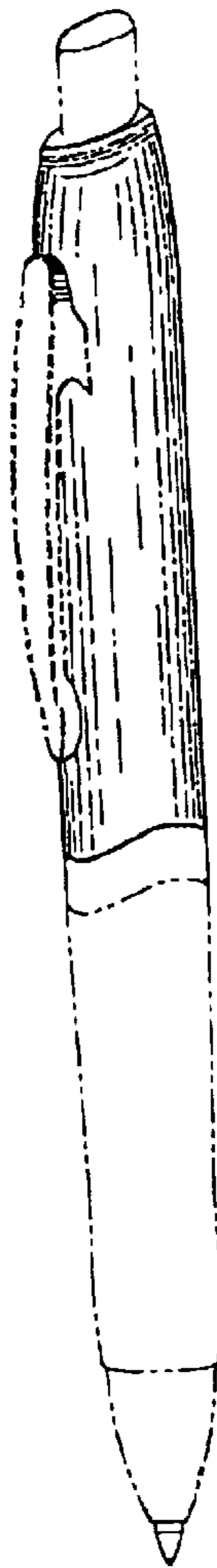
FIG. 2 is a front elevational view thereof;

FIG. 3 is a rear elevational view thereof;

FIG. 4 is a left side elevational view thereof; and,

FIG. 5 is a right side elevational view thereof.

1 Claim, 5 Drawing Sheets



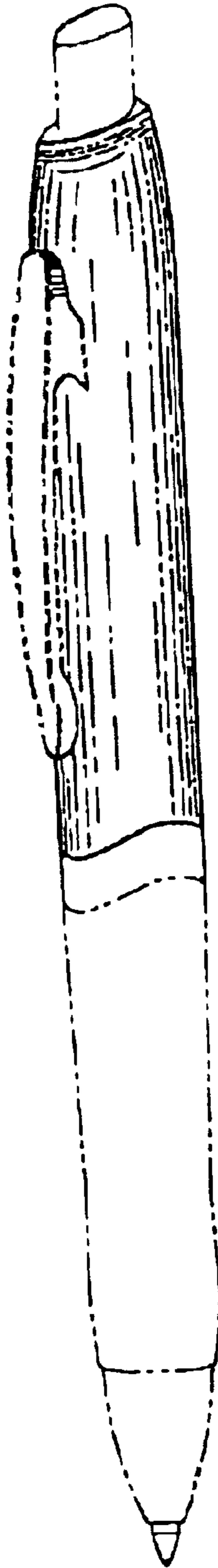


Fig. 1

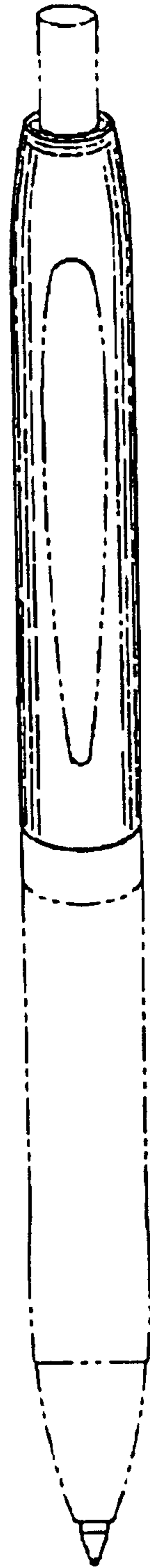


Fig. 2




Fig. 3

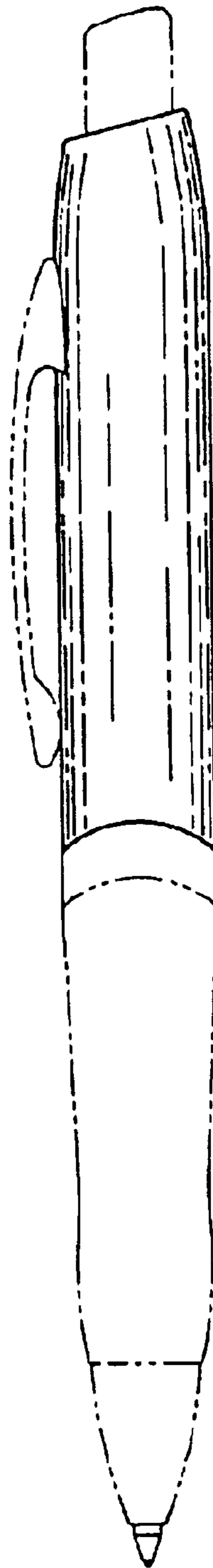


Fig. 4

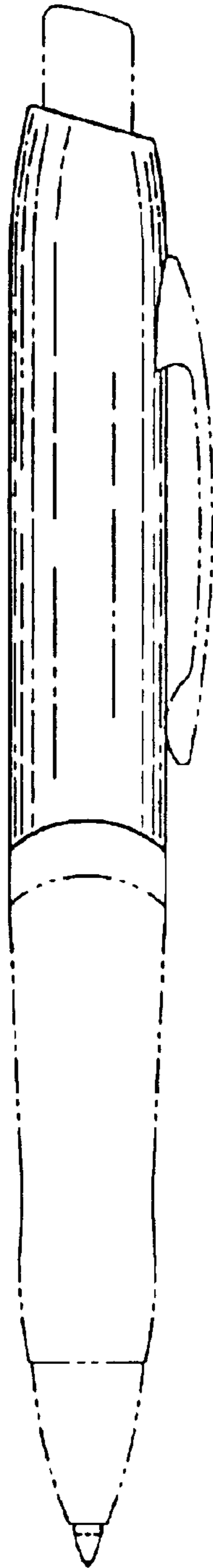


Fig. 5