

US00D501028S

(12) **United States Design Patent**  
**Carré**

(10) **Patent No.:** **US D501,028 S**

(45) **Date of Patent:** **\*\* Jan. 18, 2005**

(54) **PEN**

(75) **Inventor:** **Alain Carré, Saint-Maurice (FR)**

(73) **Assignee:** **Waterman SAS, Paris (FR)**

(\*\*) **Term:** **14 Years**

(21) **Appl. No.:** **29/183,106**

(22) **Filed:** **Jun. 5, 2003**

(51) **LOC (7) Cl. .... 19-06**

(52) **U.S. Cl. .... D19/43; D19/50; D19/56**

(58) **Field of Search .... D19/35, 36, 41-51,  
D19/53-58, 81-85; 401/98, 202, 209, 213,  
221, 222, 243-247, 262; 24/10 R, 11 R,  
11 P, 11 PP, 11 F, 11 HC**

(56) **References Cited**

**U.S. PATENT DOCUMENTS**

|            |   |         |                   |        |
|------------|---|---------|-------------------|--------|
| D177,359 S | * | 4/1956  | Young et al. .... | D19/57 |
| D212,866 S | * | 12/1968 | Perraud .....     | D19/51 |
| D236,977 S | * | 9/1975  | Hoeq .....        | D19/51 |
| D254,912 S | * | 5/1980  | Ito .....         | D19/48 |
| D280,737 S | * | 9/1985  | Verhaegue .....   | D19/48 |
| D286,790 S | * | 11/1986 | Bove .....        | D19/50 |
| D323,673 S | * | 2/1992  | Gomez .....       | D19/49 |
| D327,707 S | * | 7/1992  | Katami .....      | D19/49 |
| D339,162 S | * | 9/1993  | Verhaegue .....   | D19/51 |
| D398,934 S | * | 9/1998  | Veillon .....     | D19/51 |

D436,995 S \* 1/2001 Veillon ..... D19/43

\* cited by examiner

*Primary Examiner*—Martie K. Holtje

(74) *Attorney, Agent, or Firm*—Marshall, Gerstein & Borun LLP

(57) **CLAIM**

I claim the ornamental design for a pen, as shown and described.

**DESCRIPTION**

FIG. 1 is a rear elevational view of the pen showing my new design;

FIG. 2 is a right side elevational view thereof;

FIG. 3 is a front elevational view thereof;

FIG. 4 is a left side elevational view thereof;

FIG. 5 is a bottom plan view thereof;

FIG. 6 is a top plan view thereof;

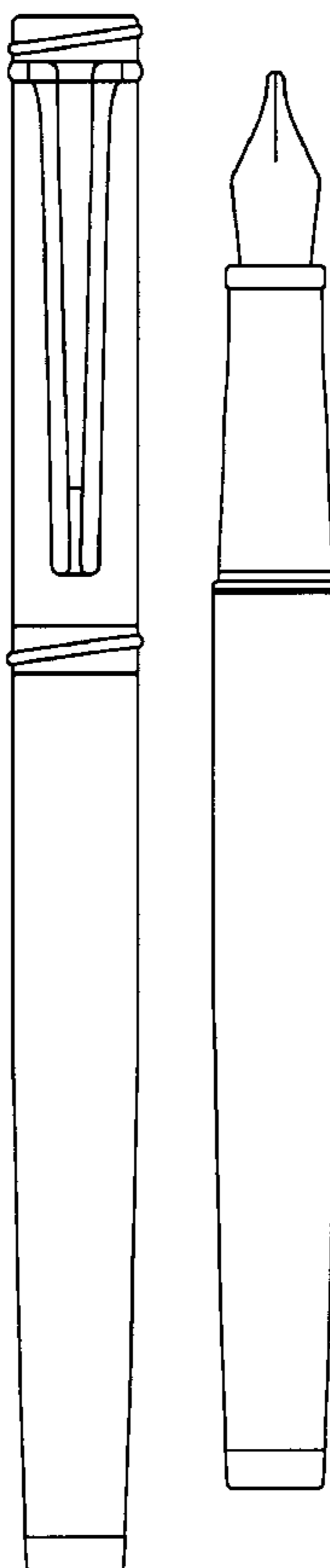
FIG. 7 is a side elevational view of the pen body with the cap member removed for ease of illustration;

FIG. 8 is a front elevational view of the pen body with the cap member removed for ease of illustration;

FIG. 9 is a perspective view of the pen showing my new design; and,

FIG. 10 is a perspective view of the pen with the cap separated from the body.

**1 Claim, 2 Drawing Sheets**



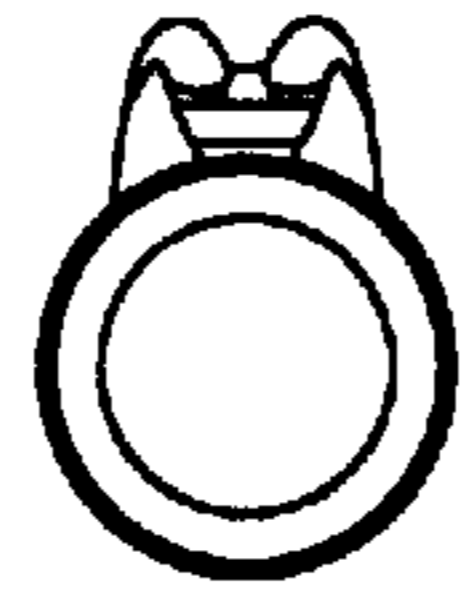


FIG. 5

FIG. 1




FIG. 2




FIG. 3




FIG. 4




FIG. 7

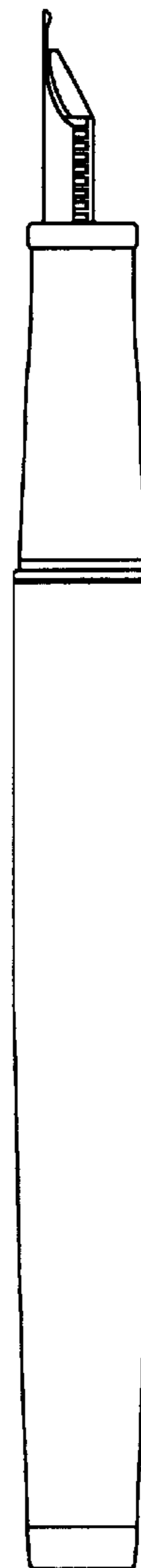



FIG. 8



FIG. 6



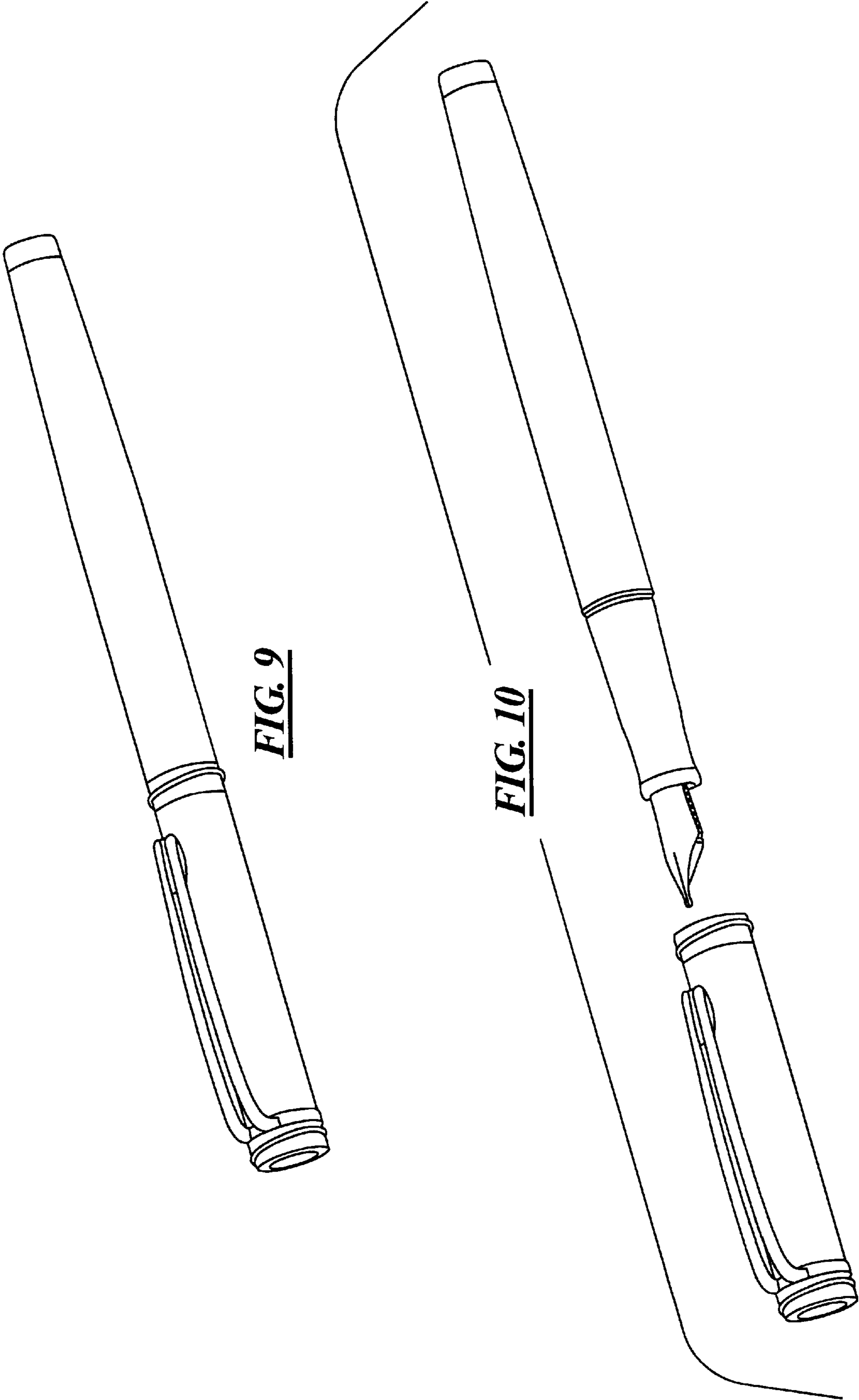


FIG. 9

FIG. 10

UNITED STATES PATENT AND TRADEMARK OFFICE  
**CERTIFICATE OF CORRECTION**

PATENT NO. : Des. 501,028 S  
DATED : January 18, 2005  
INVENTOR(S) : Alan Carre

Page 1 of 1

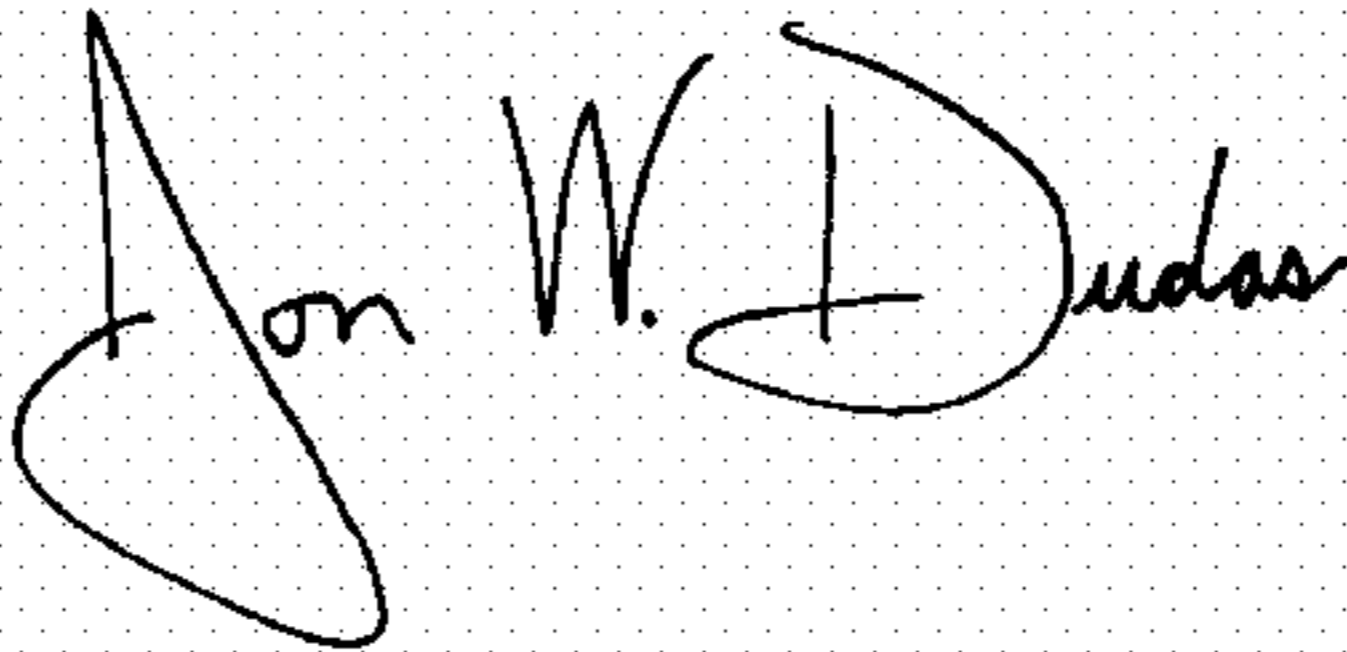
It is certified that error appears in the above-identified patent and that said Letters Patent is hereby corrected as shown below:

Title page,

Insert Item -- [30]      **Foreign Application Priority Data**  
Dec. 9, 2002      (FR) ..... 02 7452 --.

Signed and Sealed this

Thirtieth Day of August, 2005

A handwritten signature in black ink on a dotted background. The signature reads "Jon W. Dudas" in a cursive style.

JON W. DUDAS

*Director of the United States Patent and Trademark Office*