



US00D501025S

(12) **United States Design Patent** (10) **Patent No.:** **US D501,025 S**
Sugrue et al. (45) **Date of Patent:** **** Jan. 18, 2005**

(54) **MAILING MACHINE**

(75) Inventors: **Joseph B. Sugrue**, Fairfield, CT (US);
David W. Beckstrom, Milford, CT
(US); **Charles W. Klein**, Stratford, CT
(US)

(73) Assignee: **Pitney Bowes Inc.**, Stamford, CT (US)

(**) Term: **14 Years**

(21) Appl. No.: **29/196,654**

(22) Filed: **Jan. 2, 2004**

(51) **LOC (7) Cl.** **18-99**

(52) **U.S. Cl.** **D18/99**

(58) **Field of Search** D18/50, 99, 34;
D15/199, 145, 147; 209/601; 345/744

(56) **References Cited**

U.S. PATENT DOCUMENTS

D224,666 S	8/1972	Schmeck et al.	D64/11
D257,153 S	9/1980	Woods et al.	D18/13
D261,760 S	11/1981	Dlugos	D14/114
D310,640 S	9/1990	Woods et al.	D10/91
D330,386 S	* 10/1992	Doeberl et al.	D15/199
D358,415 S	5/1995	Klein	D18/51
D361,780 S	* 8/1995	Jenkins	D18/51
D367,015 S	2/1996	Brooks, Jr.	D10/91
D367,237 S	2/1996	Brooks, Jr.	D10/91
D404,422 S	* 1/1999	Beckstrom et al.	D18/51

D413,624 S	9/1999	Beckstrom et al.	D18/51
D414,798 S	* 10/1999	Brooks et al.	D18/51
D421,453 S	* 3/2000	Thraikill et al.	D18/51
D421,454 S	* 3/2000	Thraikill et al.	D18/51
D463,486 S	* 9/2002	Hetzer	D18/51
D464,991 S	* 10/2002	Sugrue et al.	D18/51
D464,992 S	* 10/2002	Sugrue et al.	D18/51
D488,501 S	* 4/2004	Brooks et al.	D18/51

* cited by examiner

Primary Examiner—Charles A. Rademaker

(74) *Attorney, Agent, or Firm*—George M. Macdonald;
Angelo N. Chaclas; Charles R. Malandra

(57) **CLAIM**

The ornamental design for a mailing machine, as shown and described.

DESCRIPTION

FIG. 1 is a top, front and left side perspective view of a mailing machine according to the present invention;

FIG. 2 is a front view thereof;

FIG. 3 is a top plan view thereof;

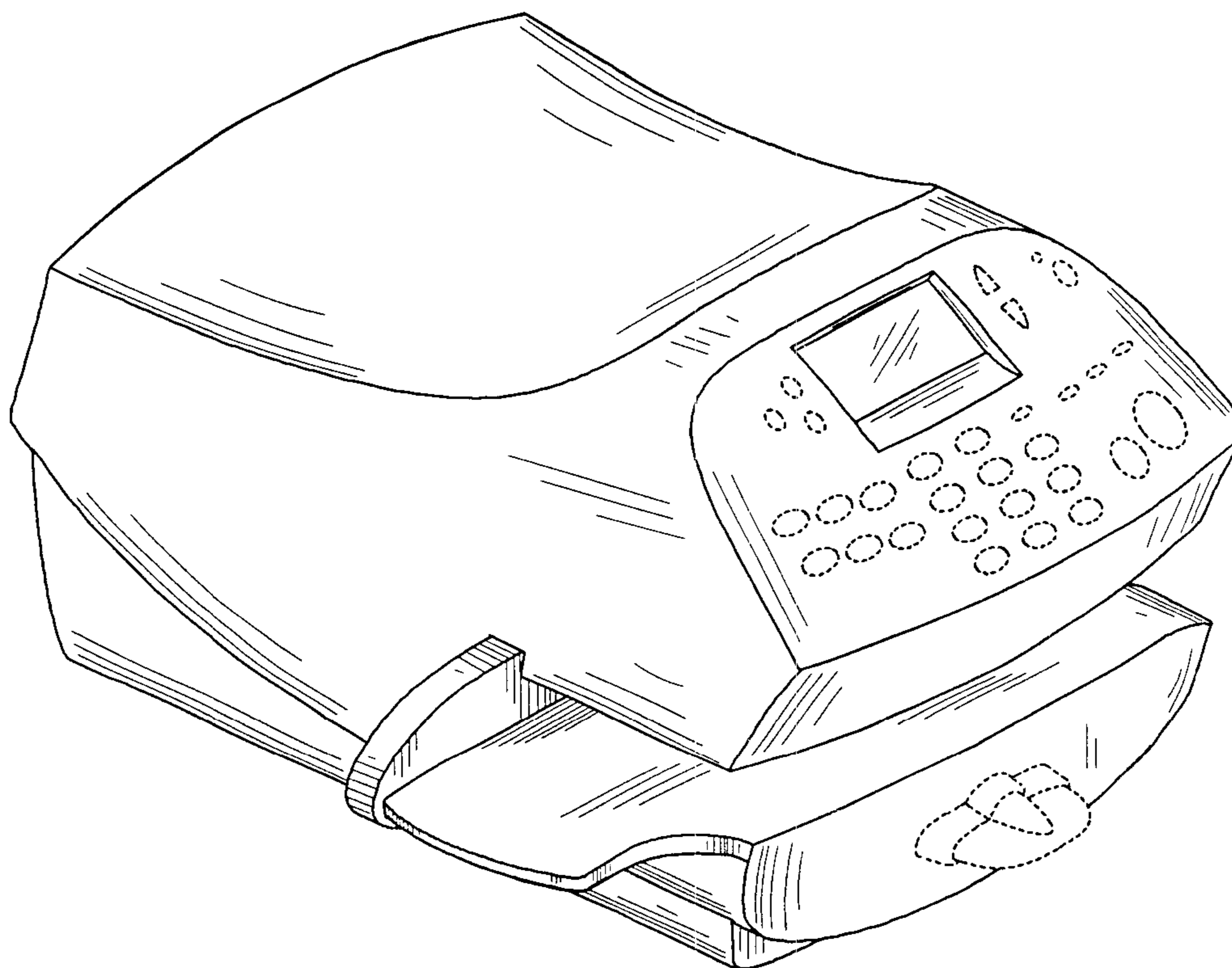
FIG. 4 is a left side view thereof;

FIG. 5 is a front view thereof; and,

FIG. 6 is a rear view thereof.

The broken line showing of a handle and buttons is for illustrative purposes only and forms no part of the claimed design.

1 Claim, 6 Drawing Sheets



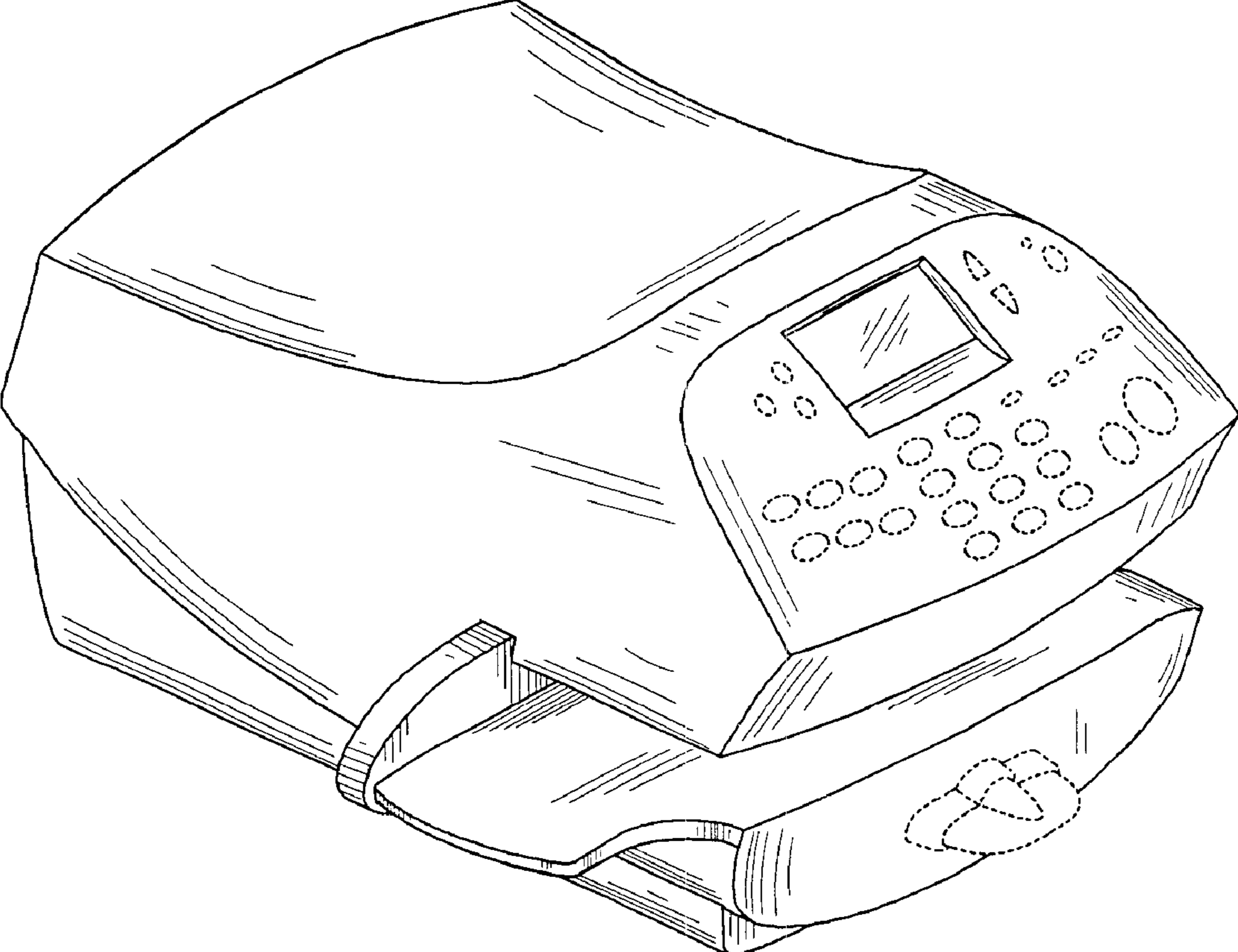


FIG. 1

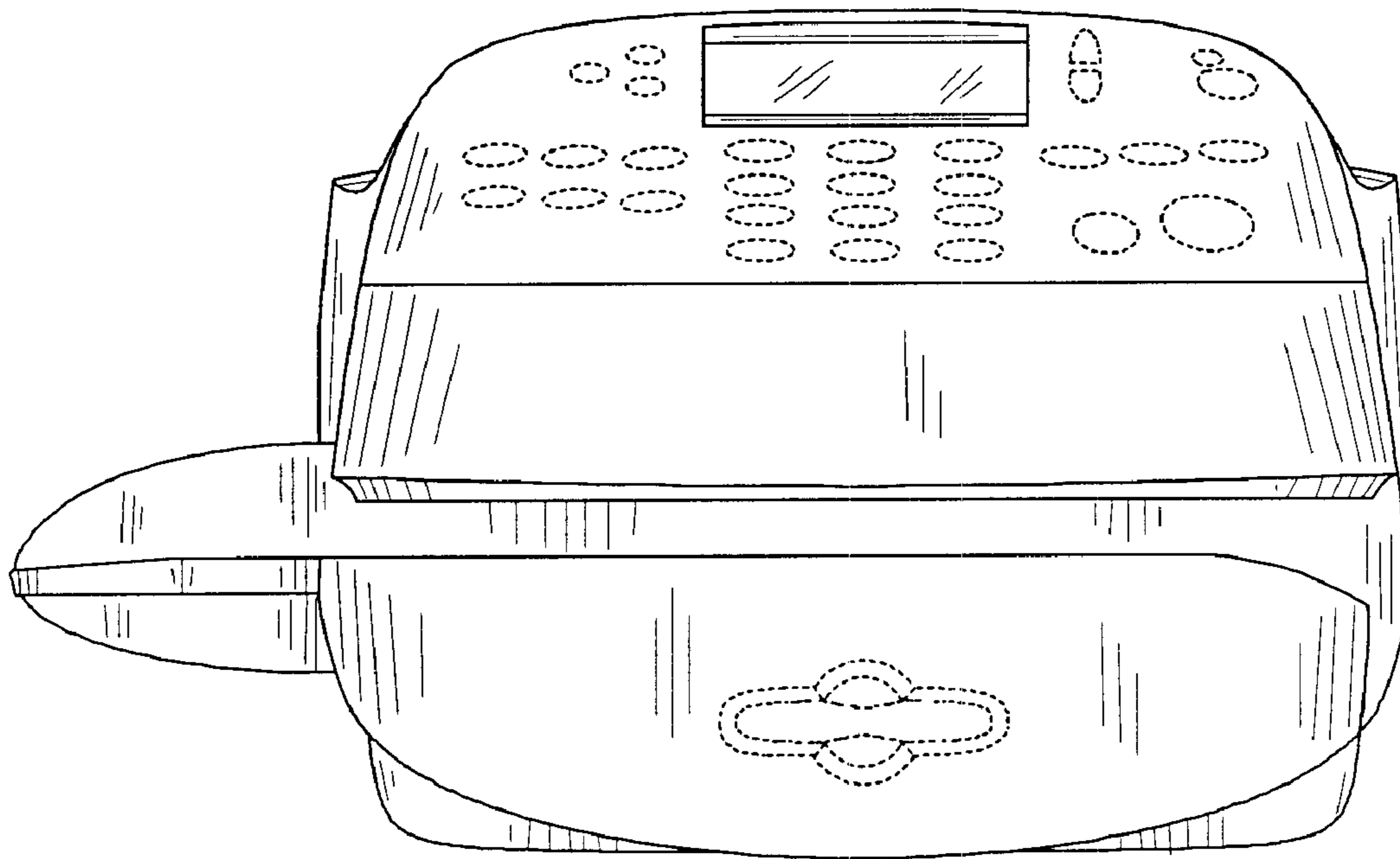


FIG. 2




FIG. 3

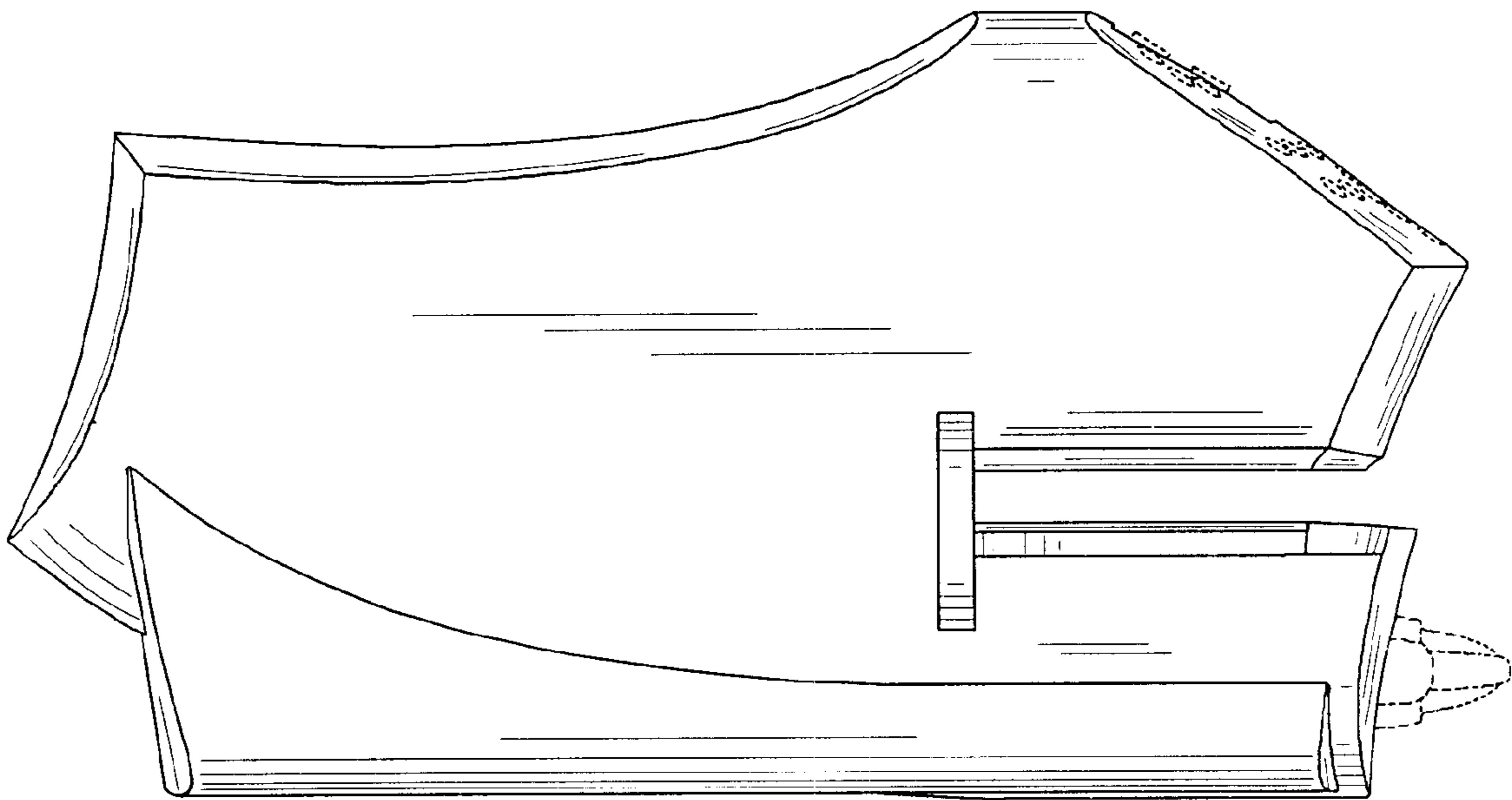


FIG. 4

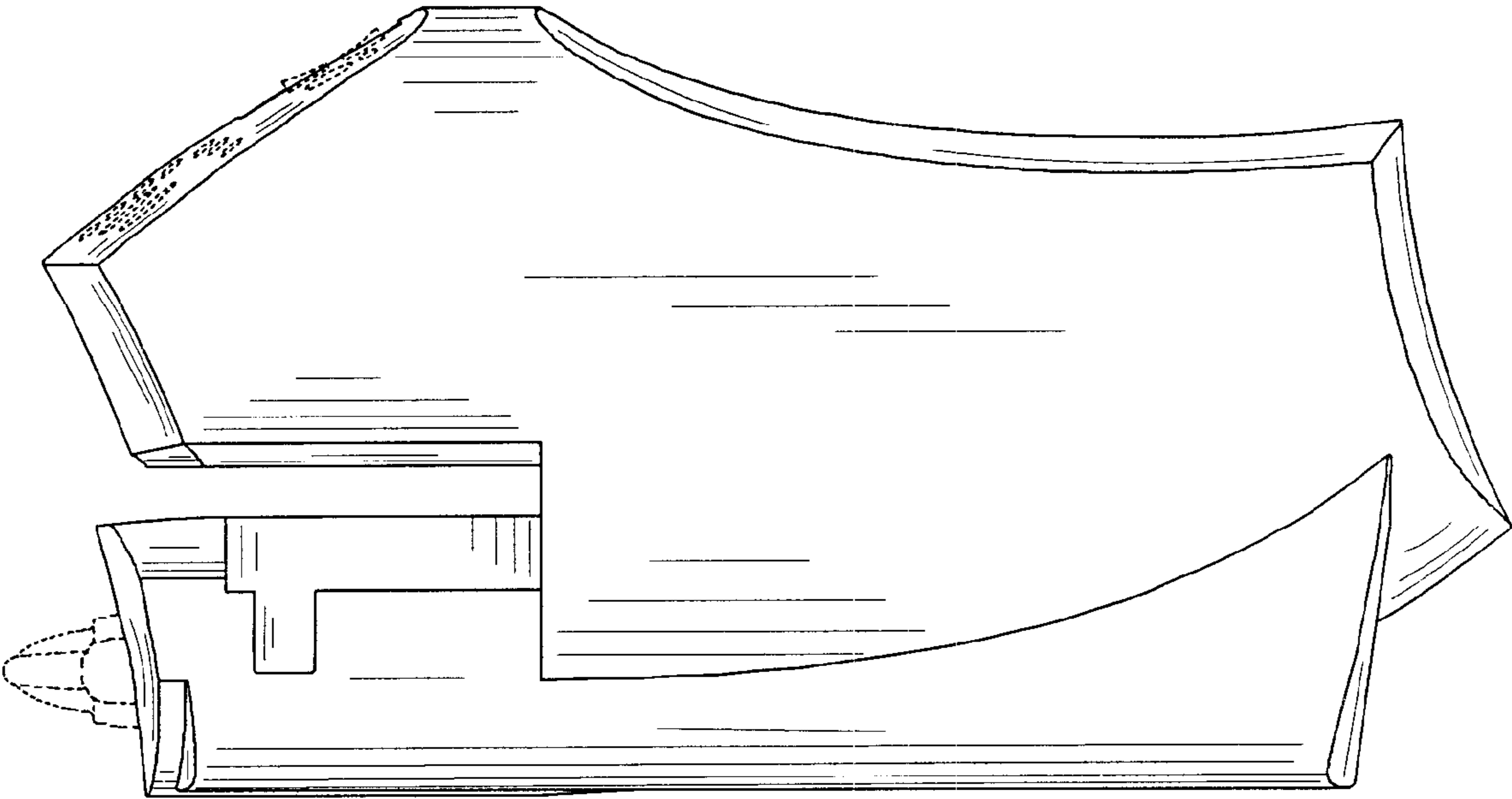


FIG. 5

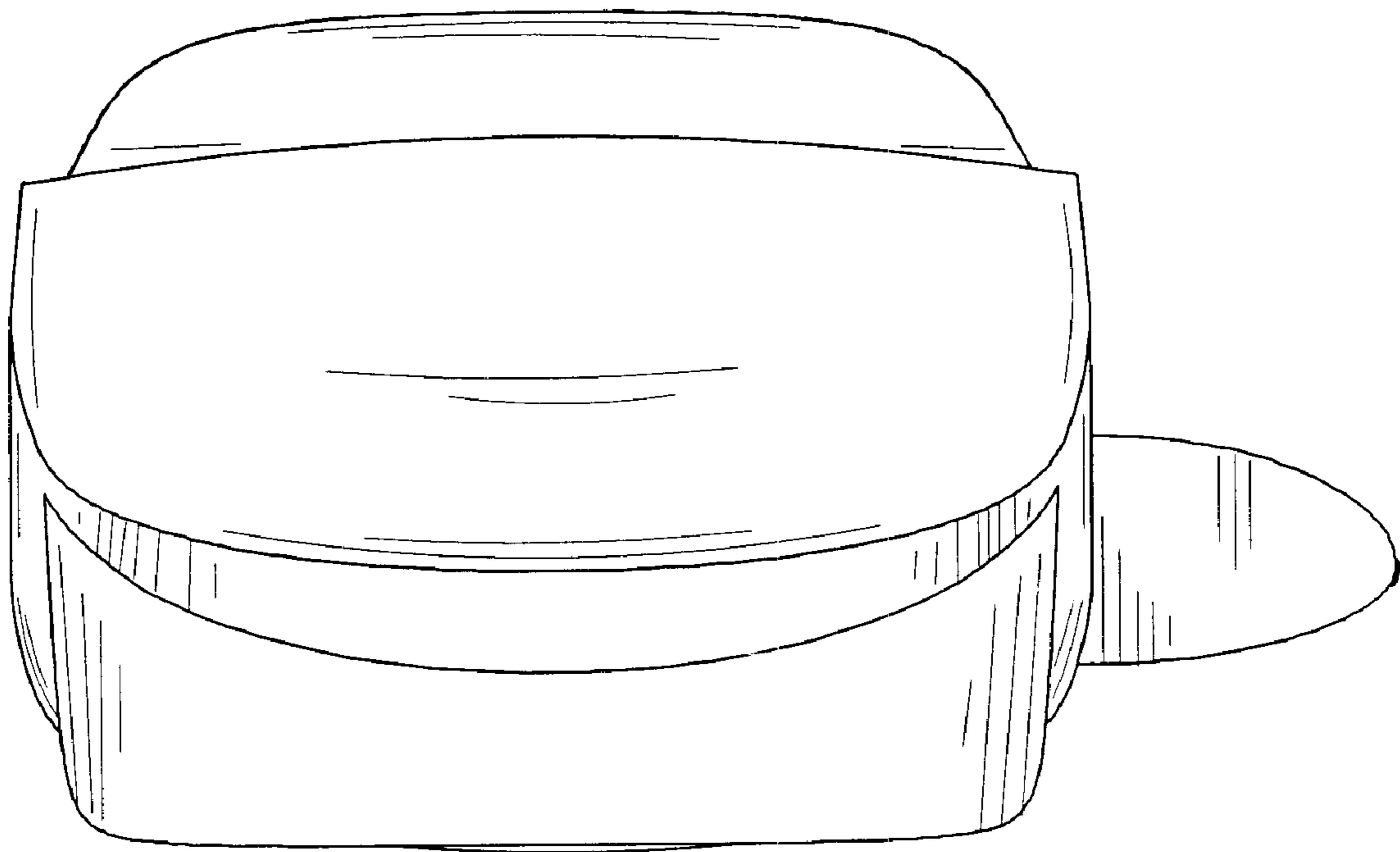


FIG. 6