

US00D501017S

(12) **United States Design Patent**
Katsumata

(10) **Patent No.:** **US D501,017 S**

(45) **Date of Patent:** **** Jan. 18, 2005**

(54) **ELECTRONIC GUITAR**

(75) **Inventor:** **Yoshihiro Katsumata, Shizuoka (JP)**

(73) **Assignee:** **Yamaha Corporation, Shizuoka (JP)**

(**) **Term:** **14 Years**

(21) **Appl. No.:** **29/188,995**

(22) **Filed:** **Aug. 28, 2003**

(30) **Foreign Application Priority Data**

Apr. 16, 2003 (JP) 2003-010719

(51) **LOC (7) Cl.** **17-03**

(52) **U.S. Cl.** **D17/20**

(58) **Field of Search** D17/14-15, 18-21,
D17/99; 84/267-270, 298-299, 290-291,
294, 453, 284-285, 743, 9

(56) **References Cited**

U.S. PATENT DOCUMENTS

D266,003 S * 8/1982 Lieber D17/14
D278,541 S * 4/1985 Toth D17/14
D340,737 S * 10/1993 Sandberg D17/14

D378,596 S * 3/1997 Jarowsky D17/14
D420,694 S * 2/2000 Rose D17/14
D475,080 S * 5/2003 Garven D17/20

* cited by examiner

Primary Examiner—Ruth McInroy

(74) *Attorney, Agent, or Firm*—Sughrue Mion, PLLC

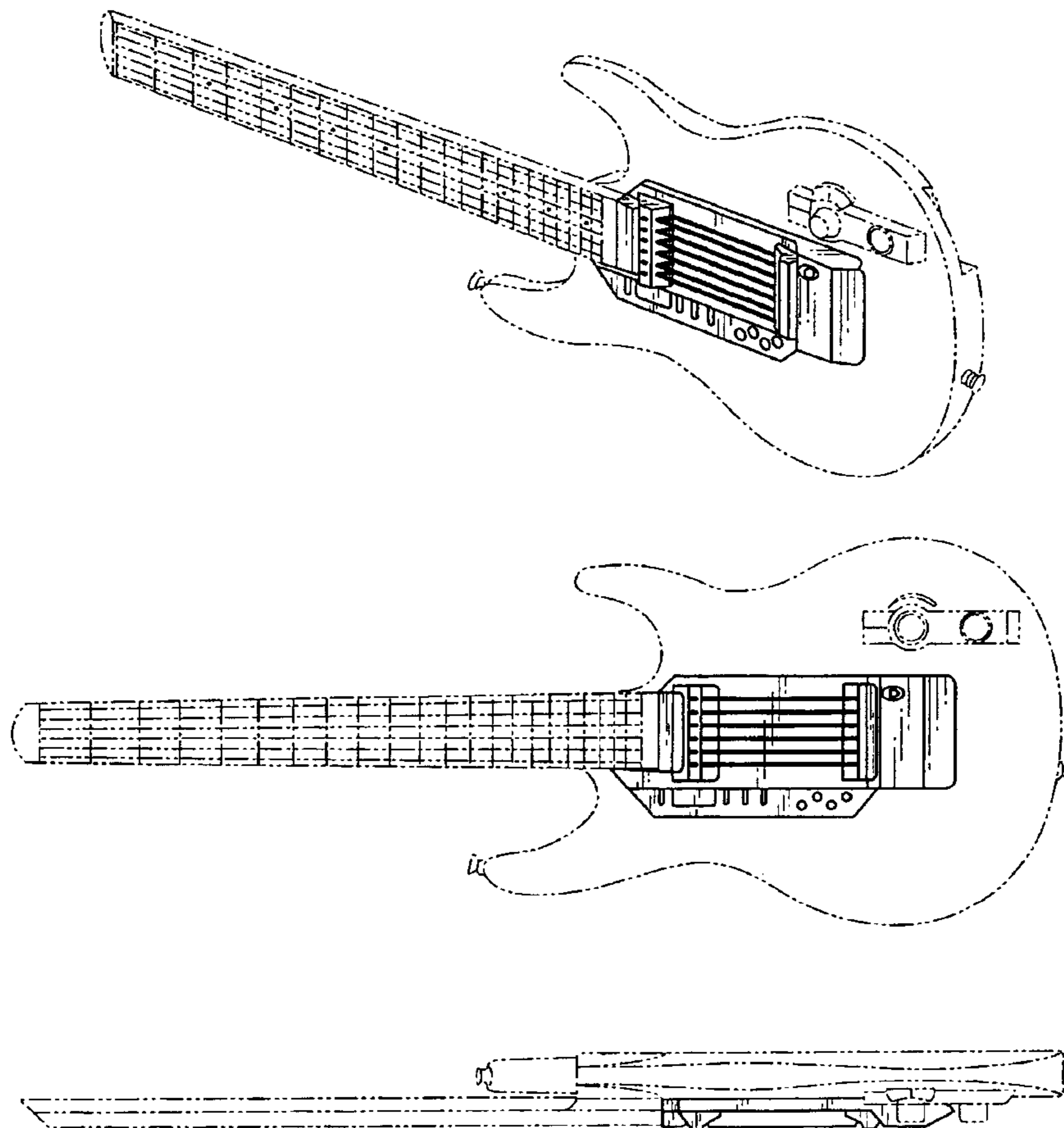
(57) **CLAIM**

The ornamental design for an electronic guitar, as shown and described.

DESCRIPTION

FIG. 1 is a top, front and right side perspective view of an electronic guitar showing my new design; FIG. 2 is a front elevational view thereof; FIG. 3 is a rear elevational view thereof; FIG. 4 is a top plan view thereof; FIG. 5 is a bottom plan view thereof; FIG. 6 is a right side elevational view thereof; and, FIG. 7 is a left side elevational view thereof. The elements shown in broken lines are for illustrative purposes only and form no part of the claimed design.

1 Claim, 5 Drawing Sheets



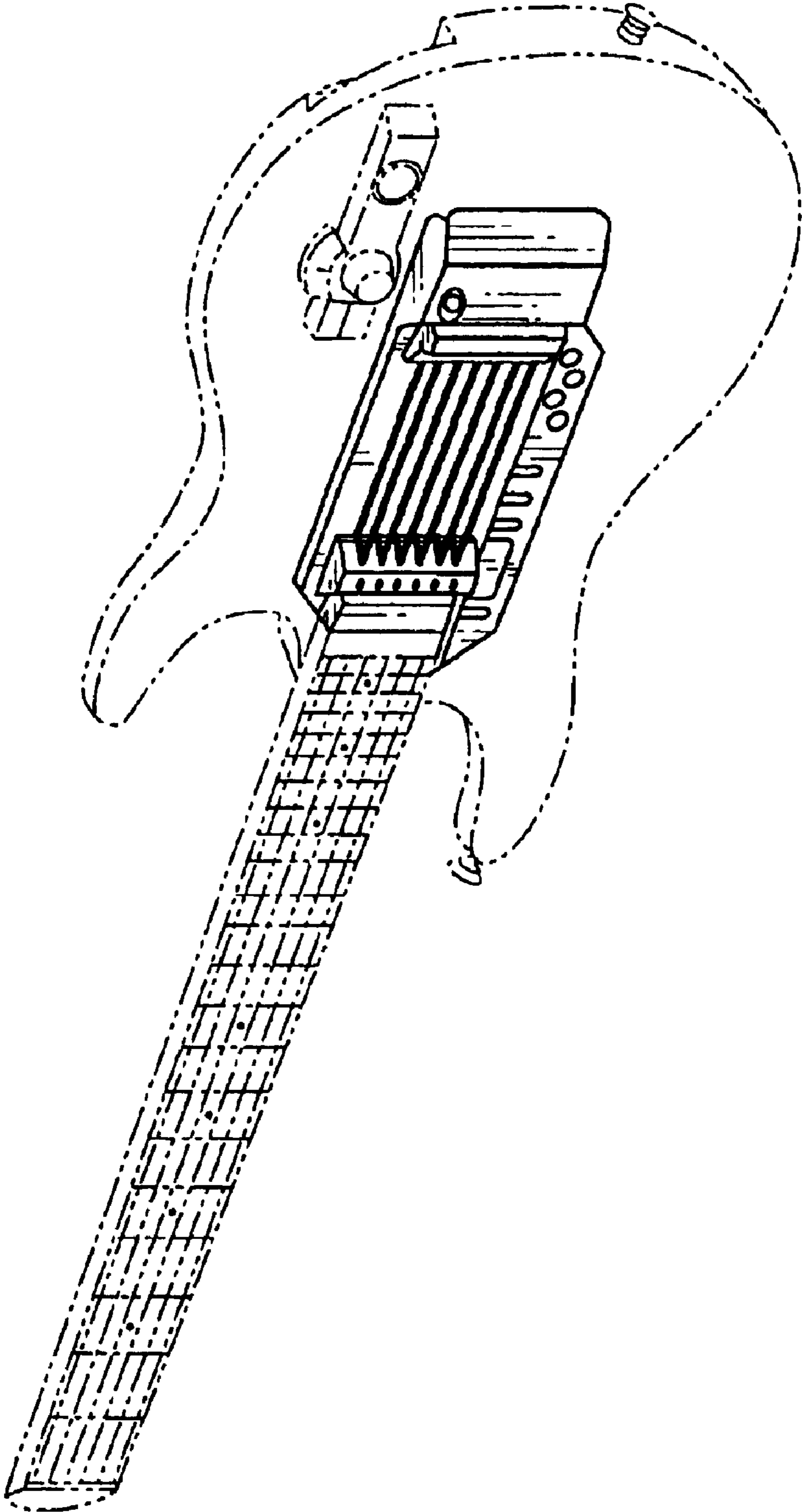


Fig. 1

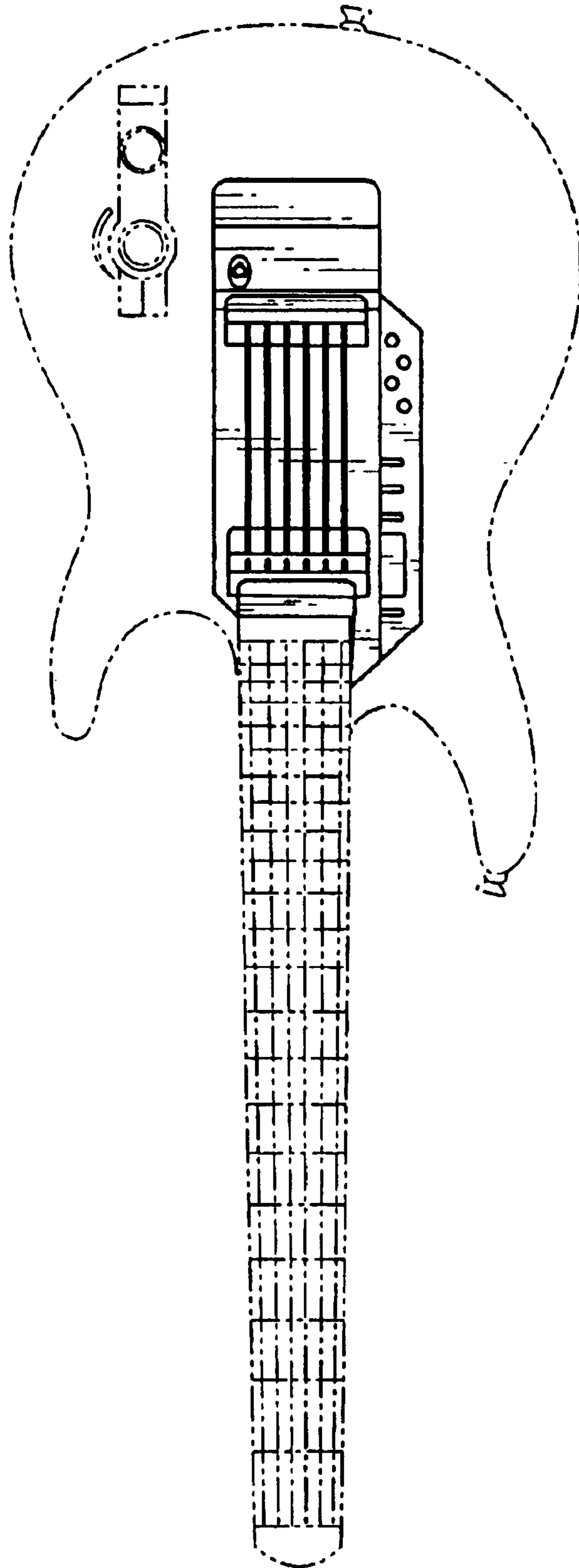


Fig. 2

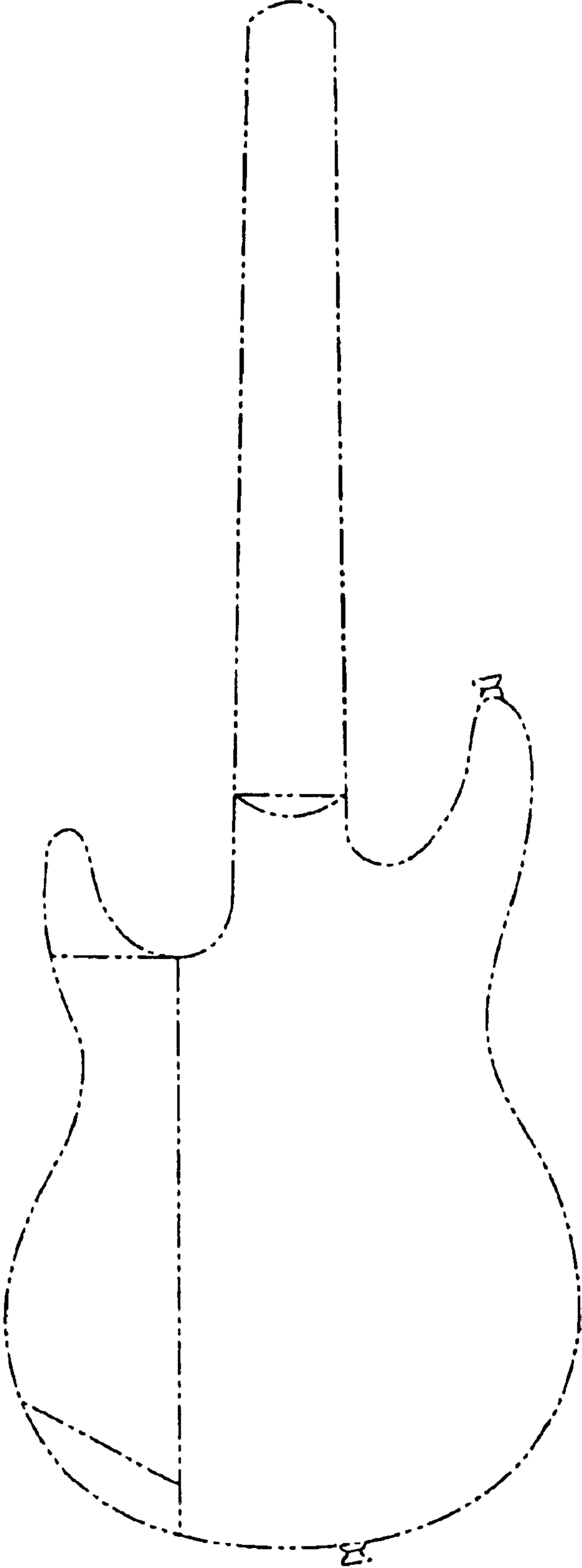


Fig. 3




Fig. 4




Fig. 5

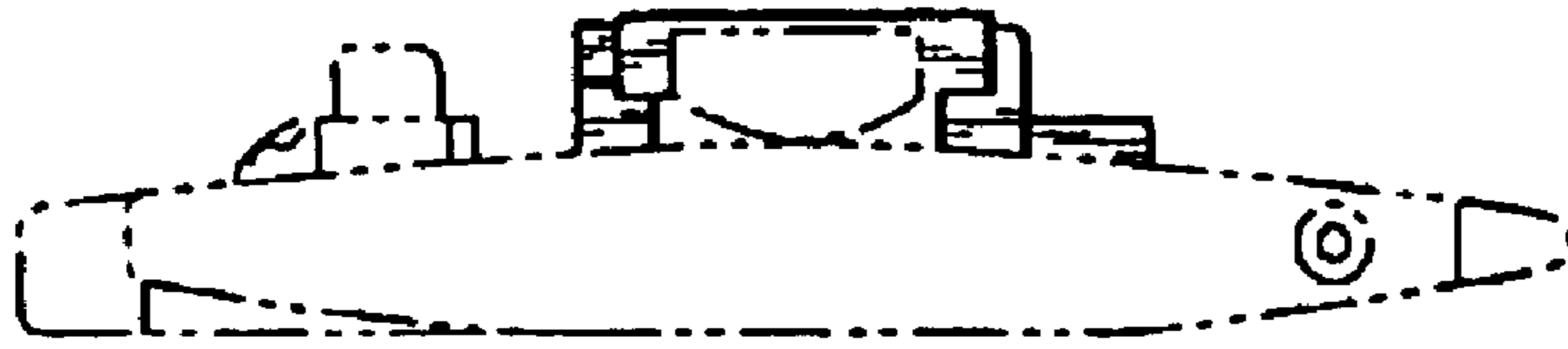


Fig. 7




Fig. 6