

US00D501011S

(12) **United States Design Patent** (10) **Patent No.:** **US D501,011 S**
Sumner et al. (45) **Date of Patent:** **** Jan. 18, 2005**

(54) **DISK CARTRIDGE**

(75) Inventors: **Wayne A. Sumner**, Ogden, UT (US);
Robert E. Dawson, Brookfield, CT
(US); **Victor Ivenitsky**, South Salem,
NY (US); **Jeff Raper**, Gibsonville, NC
(US)

(73) Assignee: **Iomega Corporation**, San Diego, CA
(US)

(**) Term: **14 Years**

(21) Appl. No.: **29/133,035**

(22) Filed: **Nov. 17, 2000**

Related U.S. Application Data

(63) Continuation-in-part of application No. 09/687,036, filed on
Oct. 12, 2000, now abandoned.

(51) **LOC (7) Cl.** **14-02**

(52) **U.S. Cl.** **D14/480**

(58) **Field of Search** D14/432-3, 435,
D14/478-80; D6/407, 627, 626; 360/60,
129, 132-3, 135, 97.01-99.12; 369/272,
273, 291, 275.1, 77.2; 206/312, 307, 308.1,
308.2, 472

(56) **References Cited**

U.S. PATENT DOCUMENTS

D231,470 S * 4/1974 Klepa et al.
D364,858 S * 12/1995 McGrath et al.
5,617,397 A 4/1997 Jones et al. 369/772
D406,831 S * 3/1999 Takahashi et al.
D408,801 S * 4/1999 Sumner et al.
D408,808 S * 4/1999 Nowell et al.
D435,854 S * 1/2001 Takagi et al.

* cited by examiner

Primary Examiner—M. H. Tung

(74) *Attorney, Agent, or Firm*—Woodcock Washburn LLP

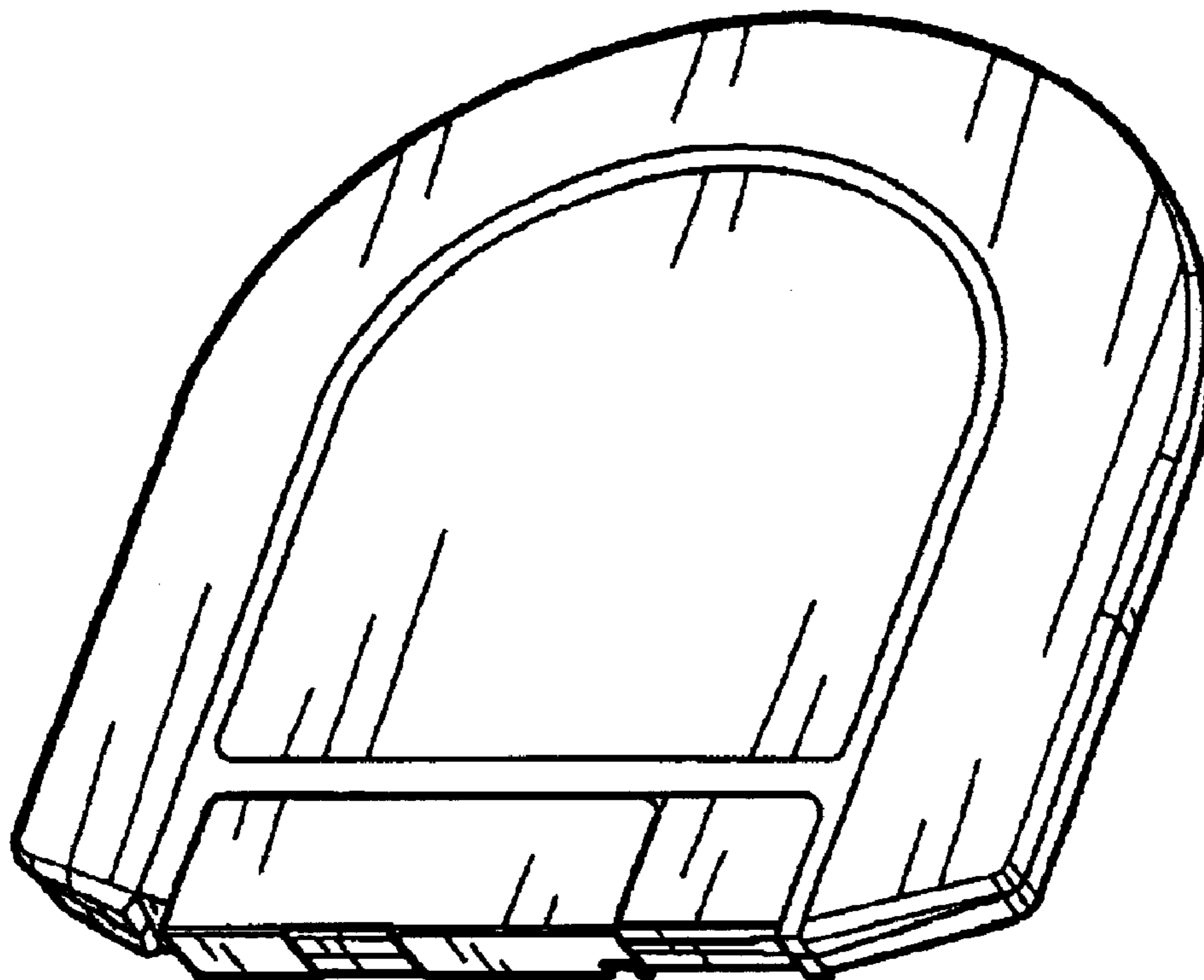
(57) **CLAIM**

An ornamental design for “disk cartridge”, as shown and
described.

DESCRIPTION

FIG. 1 is a top perspective view of a disk cartridge;
FIG. 2 is a bottom plan view thereof;
FIG. 3 is a top plan view thereof;
FIG. 4 is a side elevational view thereof;
FIG. 5 is an opposite side elevational view thereof;
FIG. 6 is a rear elevational view thereof; and,
FIG. 7 is a front elevational view thereof.

1 Claim, 2 Drawing Sheets



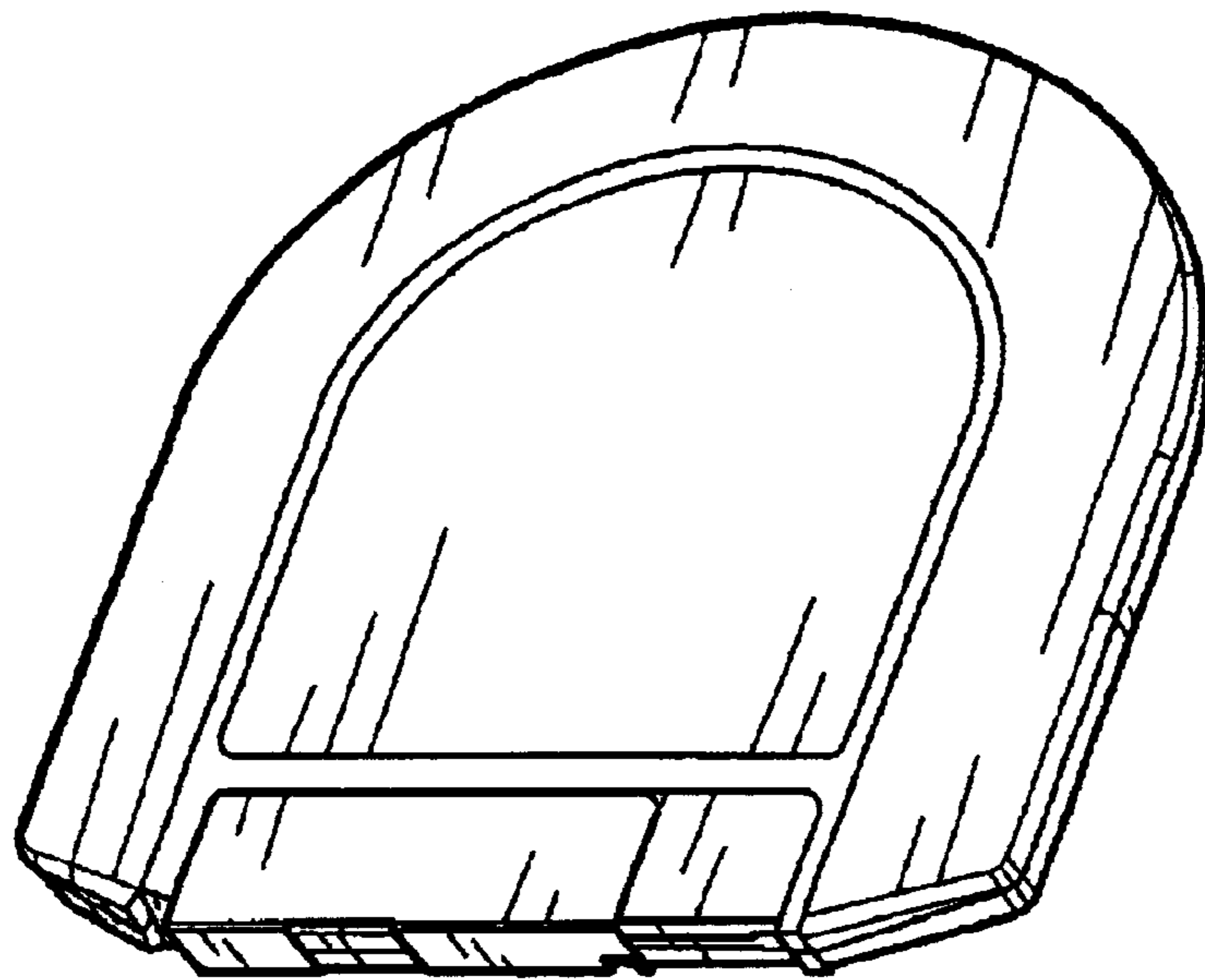


FIG. 1

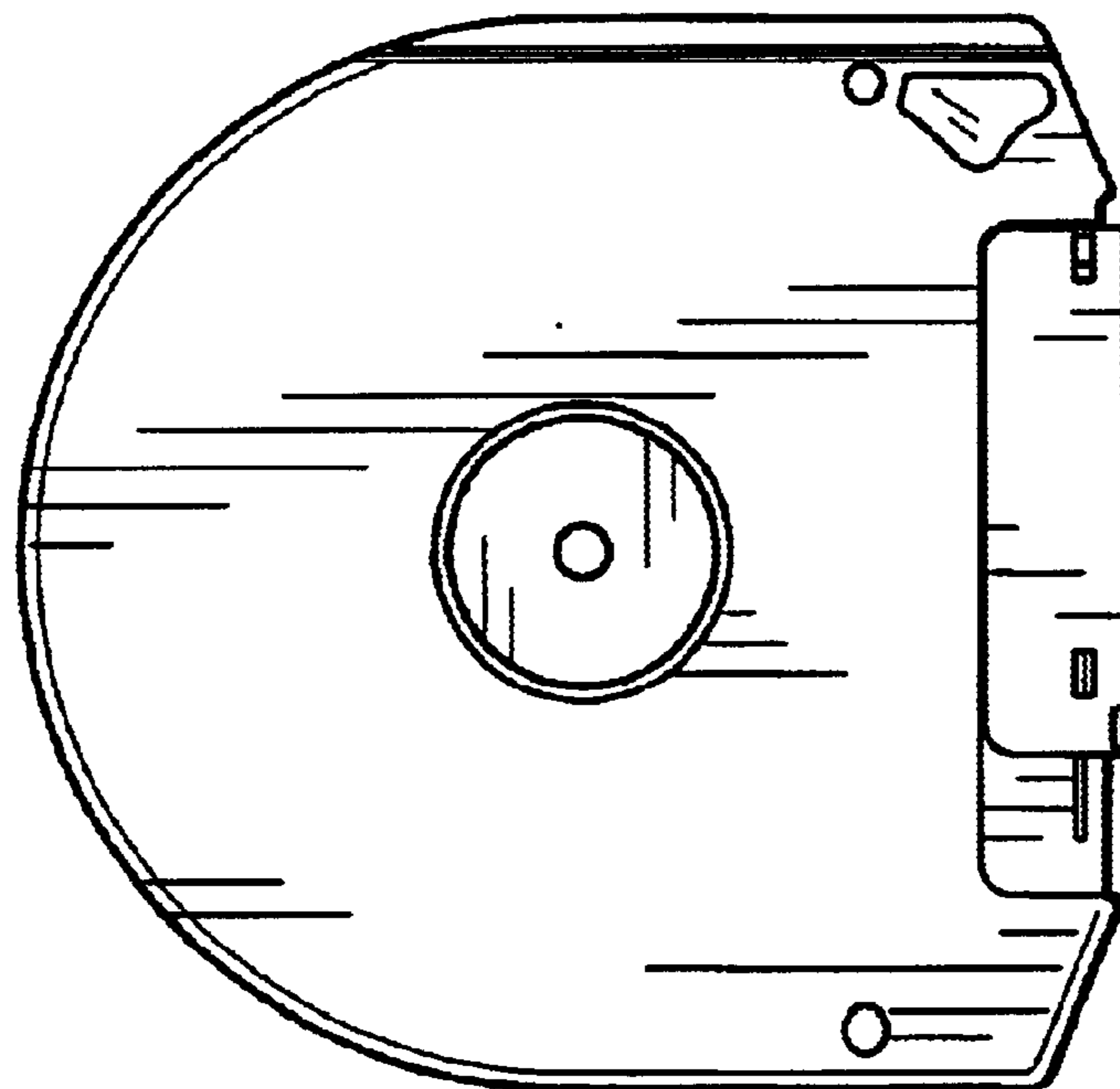


FIG. 2

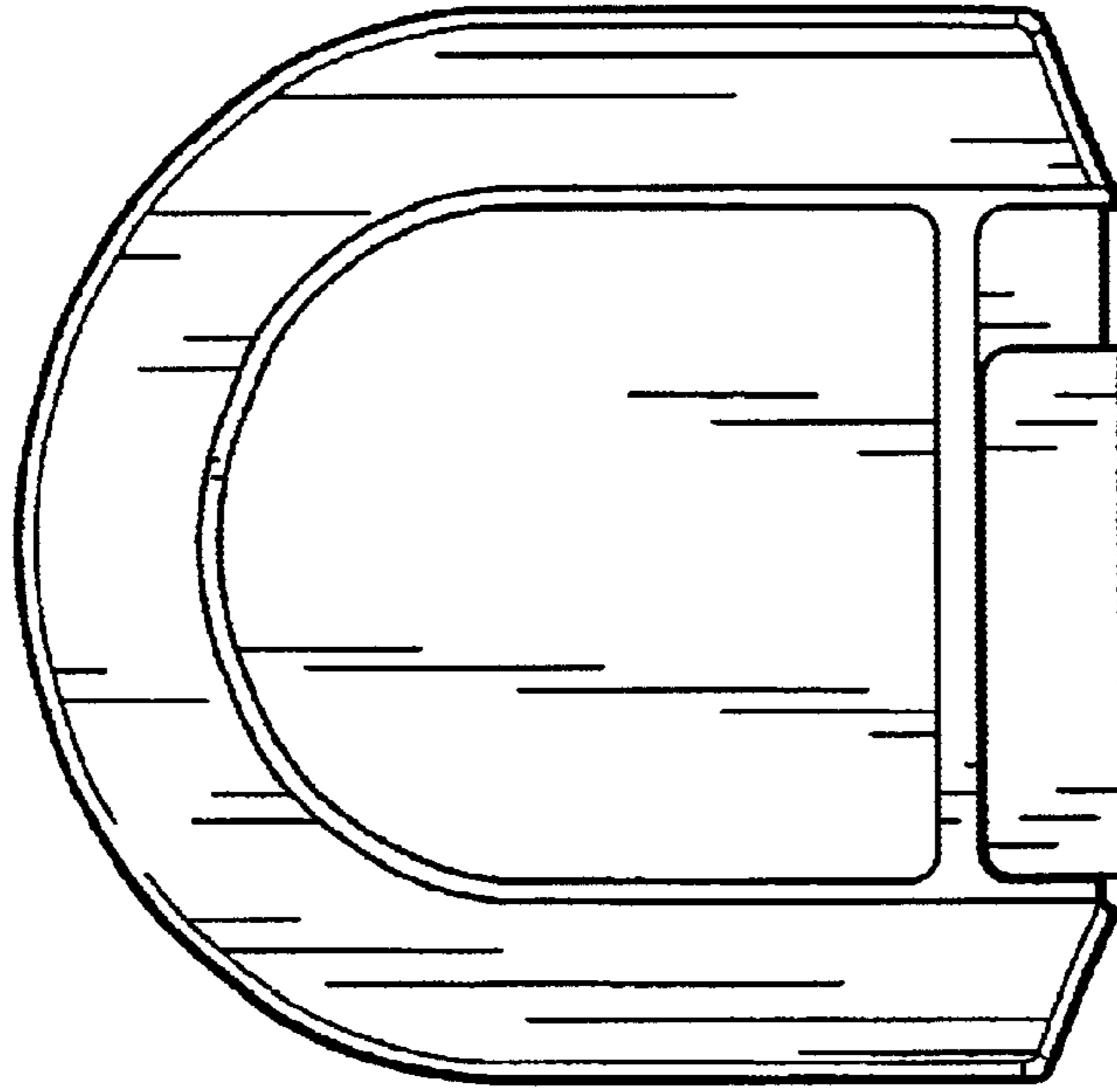


FIG. 3

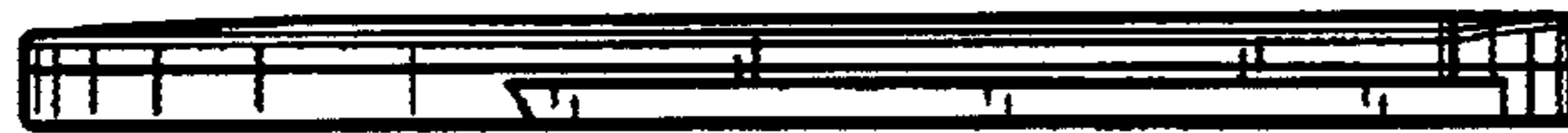


FIG. 4



FIG. 5



FIG. 6



FIG. 7