

US00D501001S

(12) **United States Design Patent**
Pottie et al.

(10) **Patent No.: US D501,001 S**
(45) **Date of Patent: ** Jan. 18, 2005**

(54) **KEY BUTTON ARRANGEMENT FOR A HANDSET**

(75) Inventors: **Iain Pottie**, Sandhurst (GB); **Anthony Dalby**, London (GB)

(73) Assignee: **Nokia Corporation**, Espoo (FI)

(**) Term: **14 Years**

(21) Appl. No.: **29/186,373**

(22) Filed: **Jul. 16, 2003**

(30) **Foreign Application Priority Data**

Feb. 7, 2003 (FI) 20030048

(51) **LOC (7) Cl. 14-03**

(52) **U.S. Cl. D14/247**

(58) **Field of Search** D14/137, 138, D14/218, 147-148, 247-249, 401, 144, 455, 456, 341-347, 338-340, 399, 426, 387, 429, 453; 379/433.01-433.13, 434, 419, 420.01-420.04, 428.01-428.02, 440, 368-370; 455/550.1-90.3; D13/168; D18/2, 7; 345/168, 169; D21/329, 331, 517

(56) **References Cited**

U.S. PATENT DOCUMENTS

- D342,289 S * 12/1993 Hara D21/329
- D347,856 S * 6/1994 Marfori et al. D19/60
- D348,877 S * 7/1994 Lichtenberg D14/456
- 5,500,643 A * 3/1996 Grant 341/22
- 5,644,338 A * 7/1997 Bowen 345/168
- D416,256 S * 11/1999 Griffin et al. D14/191
- 6,005,496 A * 12/1999 Hargreaves et al. 341/22
- D433,460 S * 11/2000 Griffin et al. D21/329
- D443,839 S * 6/2001 Brandenburg et al. D10/65
- 6,323,845 B1 * 11/2001 Robbins 345/168
- D451,497 S * 12/2001 Wang et al. D14/218
- 6,344,967 B2 * 2/2002 Zamora et al. 361/680
- D460,493 S * 7/2002 Griffin et al. D21/329
- D464,995 S * 10/2002 Griffin et al. D21/329
- D467,917 S * 12/2002 Tischer D14/345

- D469,749 S * 2/2003 Kim D14/138
- D470,150 S * 2/2003 Lewis et al. D14/455
- D470,151 S * 2/2003 Lewis et al. D14/455
- D471,559 S * 3/2003 De Saulles D14/455
- D472,551 S * 4/2003 Griffin D14/346
- 6,549,189 B1 * 4/2003 Zarek 345/168
- 6,611,255 B2 * 8/2003 Griffin et al. 345/169
- 6,628,508 B2 * 9/2003 Lieu et al. 361/680
- D481,368 S * 10/2003 Helin D14/138
- D481,380 S * 10/2003 Helin D14/247
- D481,710 S * 11/2003 Helin D14/247
- D481,733 S * 11/2003 Pan et al. D14/398
- 6,661,404 B1 * 12/2003 Sirola et al. 345/168
- D488,465 S * 4/2004 Gartrell et al. D14/247
- 2003/0063070 A1 * 4/2003 Kang 345/168
- 2003/0073456 A1 * 4/2003 Griffin et al. 455/550
- 2003/0078069 A1 * 4/2003 Lindeman 455/550
- 2004/0027335 A1 * 2/2004 Lin 345/168

FOREIGN PATENT DOCUMENTS

- WO DM/058 924 3/2002
- WO DM/064645 * 7/2003
- WO DM/064 219 10/2003

* cited by examiner

Primary Examiner—Jeffrey Asch
(74) *Attorney, Agent, or Firm*—Banner & Witcoff, Ltd.

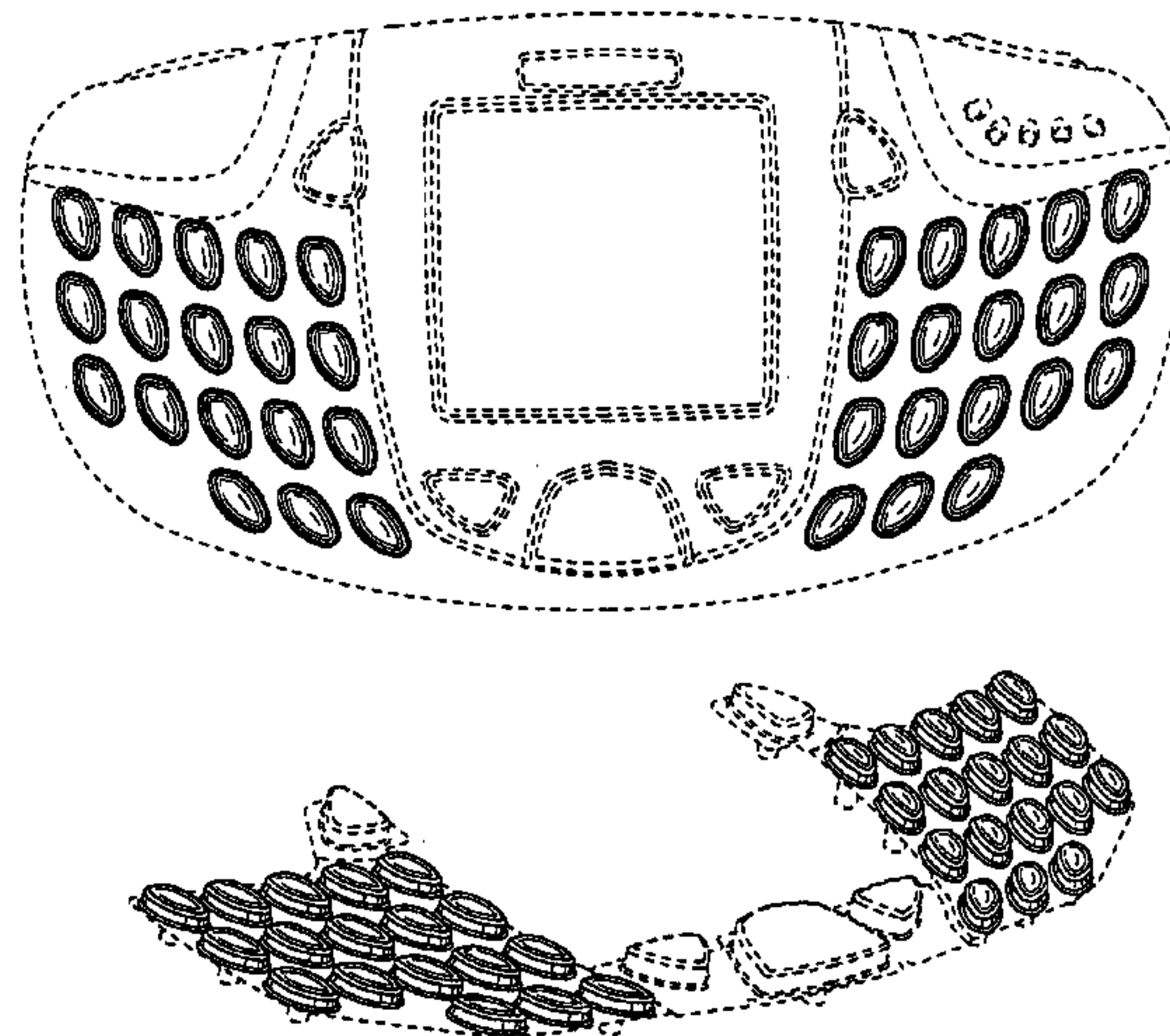
(57) **CLAIM**

The ornamental design for a key button arrangement for a handset, as shown and described.

DESCRIPTION

FIG. 1 is a front view of a first embodiment of a key button arrangement for a handset showing our new design; FIG. 2 is a perspective front view thereof; FIG. 3 is a front view of a second embodiment of the key button arrangement for a handset of FIG. 1; and, FIG. 4 is a perspective front view thereof. The broken line showings of the remainder of a keypad and the remainder of a handset are for illustrative purposes only and form no part of the claimed design.

1 Claim, 2 Drawing Sheets






FIG. 1

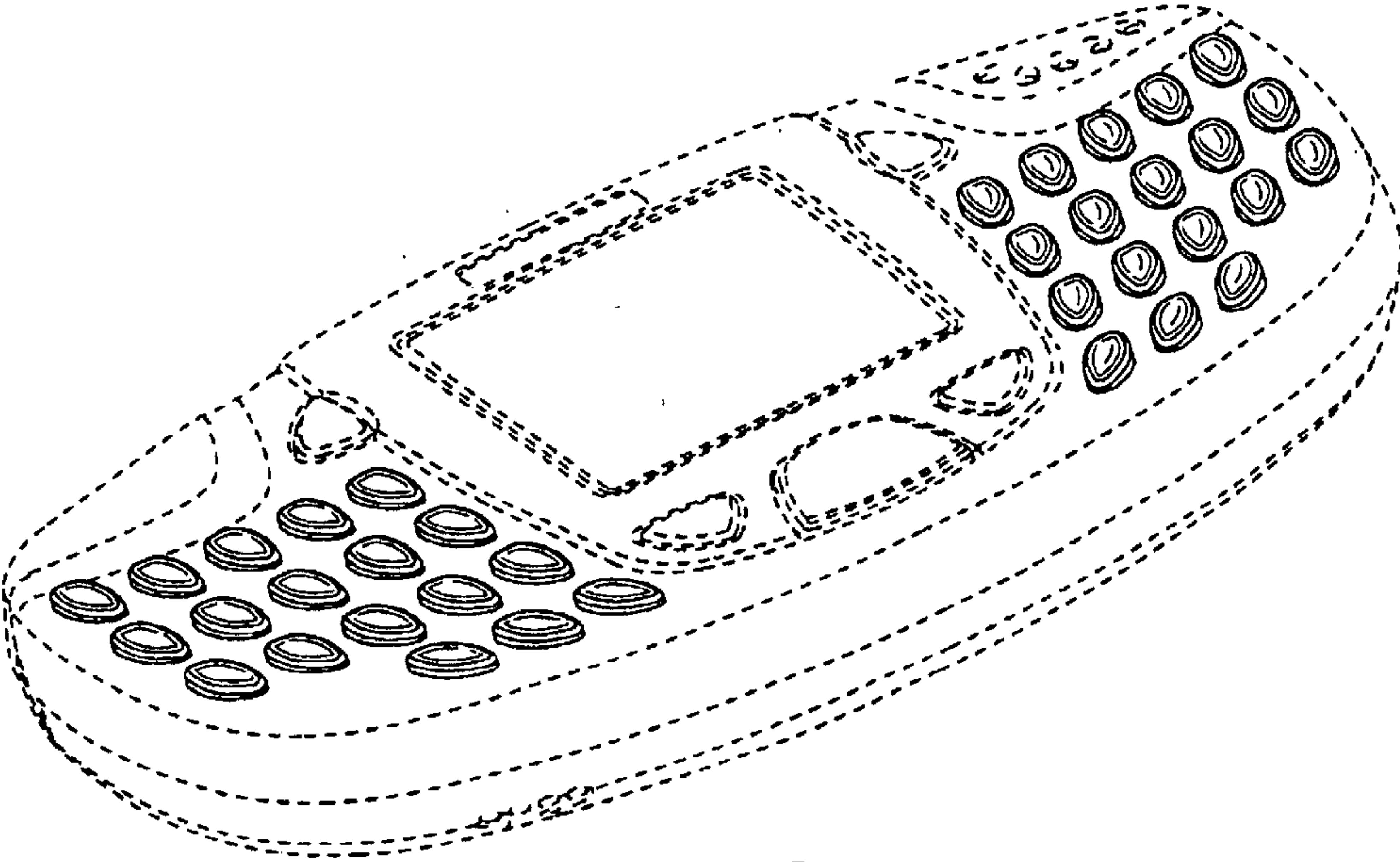


FIG. 2

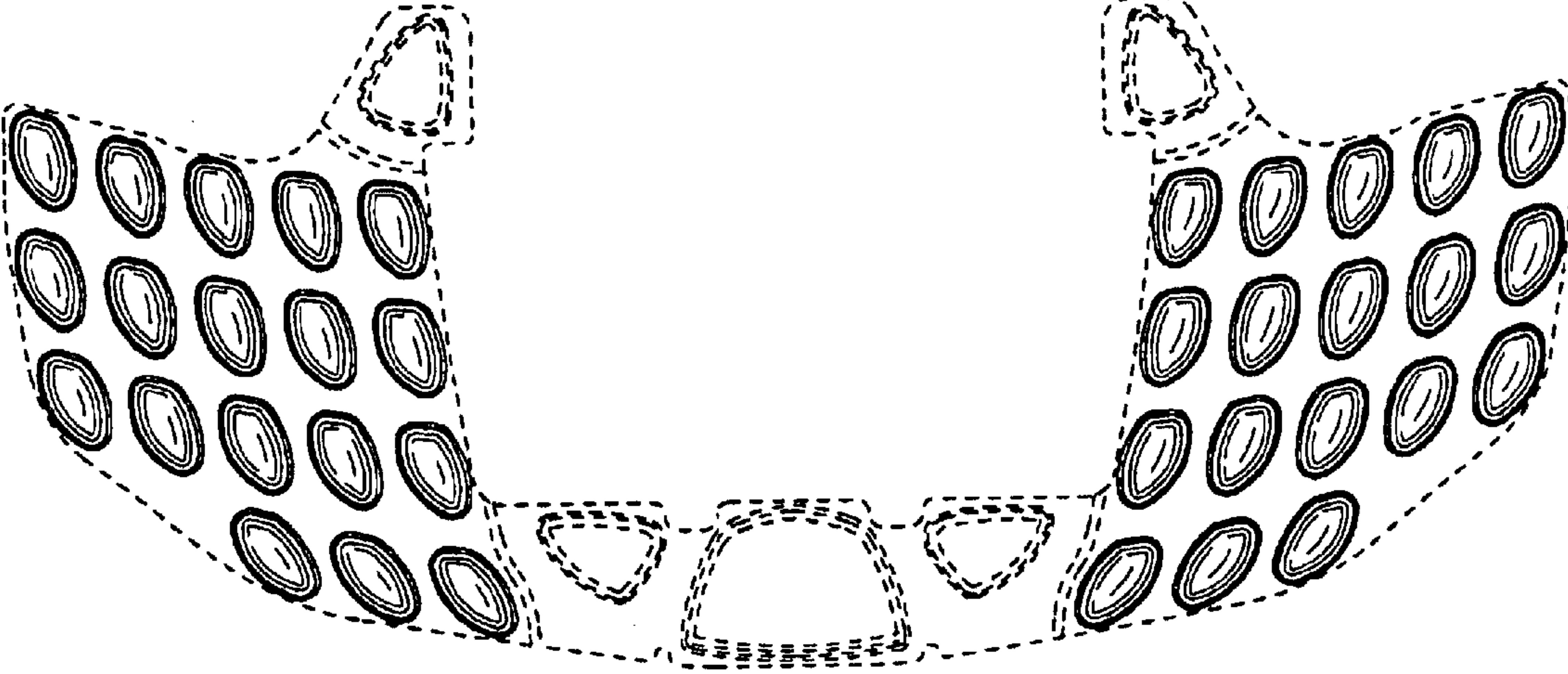


FIG. 3




FIG. 4