

US00D500984S

(12) **United States Design Patent**
Allison et al.

(10) **Patent No.: US D500,984 S**
(45) **Date of Patent: ** Jan. 18, 2005**

(54) **TIRE TREAD**

(75) Inventors: **William Butterworth Allison**,
Cuyahoga Falls, OH (US); **William**
Thomas Adams, Jr., North Canton, OH
(US)

(73) Assignee: **The Goodyear Tire & Rubber**
Company, Akron, OH (US)

(**) Term: **14 Years**

(21) Appl. No.: **29/206,056**

(22) Filed: **May 25, 2004**

(51) **LOC (7) Cl.** **12-15**

(52) **U.S. Cl.** **D12/588; D12/900**

(58) **Field of Search** D12/551, 553,
D12/555-6, 589, 588-91; 152/209.1, 209.11,
209.13, 209.18, 209.25

(56) **References Cited**

U.S. PATENT DOCUMENTS

D427,551 S	*	7/2000	Weber	D12/588
D486,442 S	*	2/2004	Kuwajima	D12/556
D489,676 S	*	5/2004	Okubo	D12/590
D492,247 S	*	6/2004	Schmalix et al.	D12/588

OTHER PUBLICATIONS

Hercules Ultra Touring TR Tire, 2002 Tread Design Guide,
Jan. 2002, p. 37. 4/3.*

* cited by examiner

Primary Examiner—Robert M. Spear

(74) *Attorney, Agent, or Firm*—Richard B. O'Planick

(57) **CLAIM**

The ornamental design for a tire tread, as shown and
described.

DESCRIPTION

FIG. 1 is a perspective view of a tire tread showing our new
design, it being understood that the pattern repeats uni-
formly throughout the circumference of the tread;

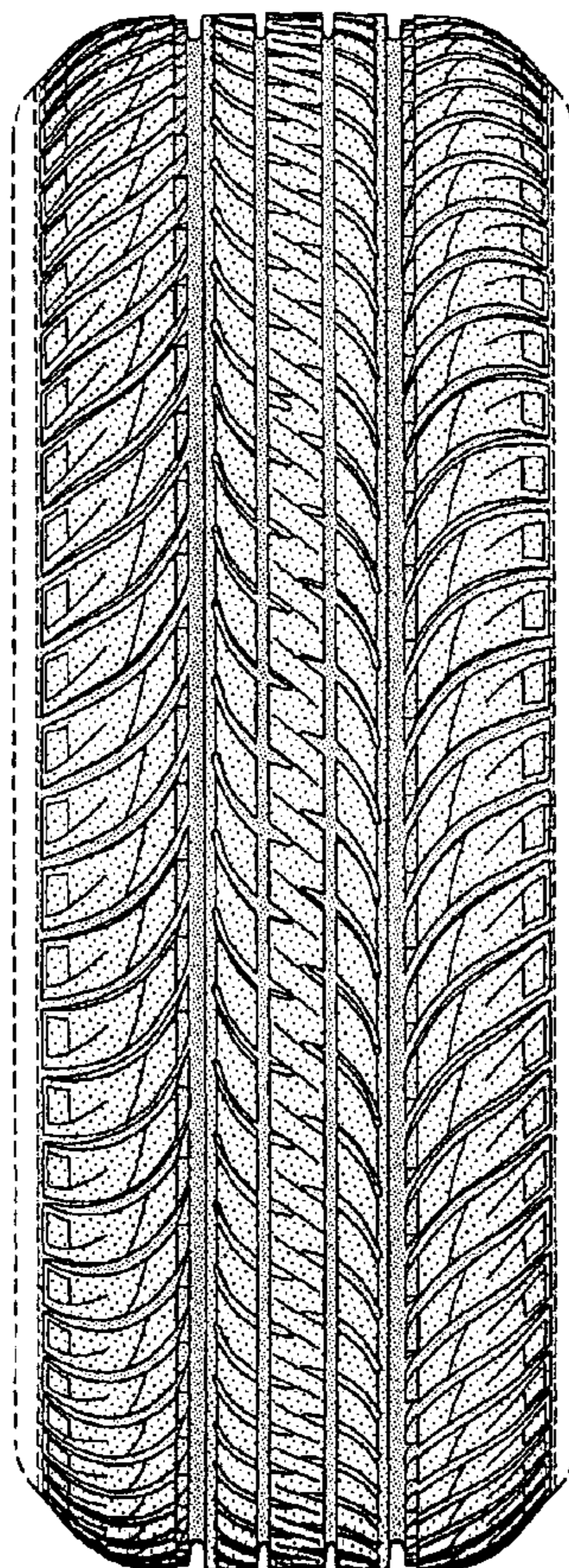
FIG. 2 is a front elevational view thereof;

FIG. 3 is a right side elevational view thereof; the opposite
side elevational view being identical thereto; and,

FIG. 4 is an enlarged fragmentary front elevational view
thereof.

In the drawings, the broken lines defining the sidewall, inner
bead and the peripheral boundary between the tire tread and
the sidewall are for illustrative purposes only and form no
part of the claimed design.

1 Claim, 4 Drawing Sheets



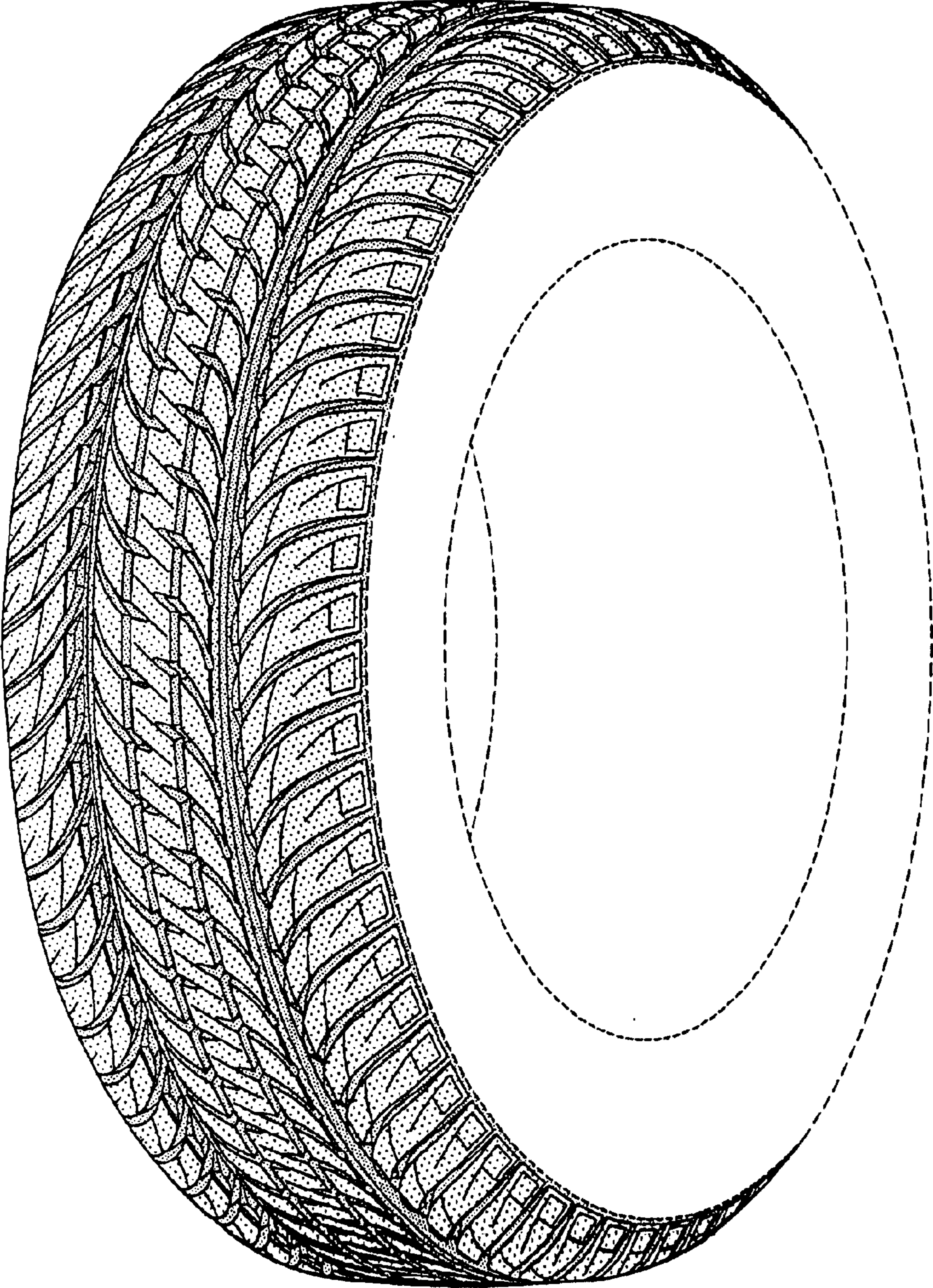


FIG-1

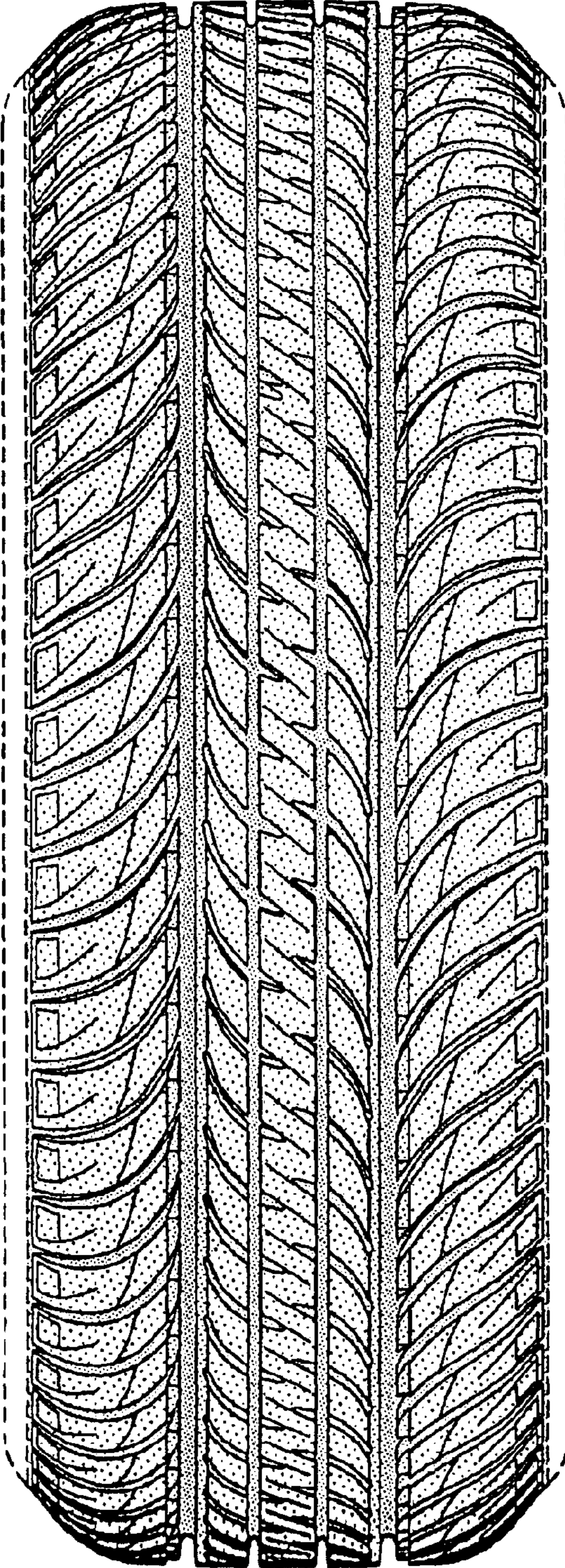


FIG-2

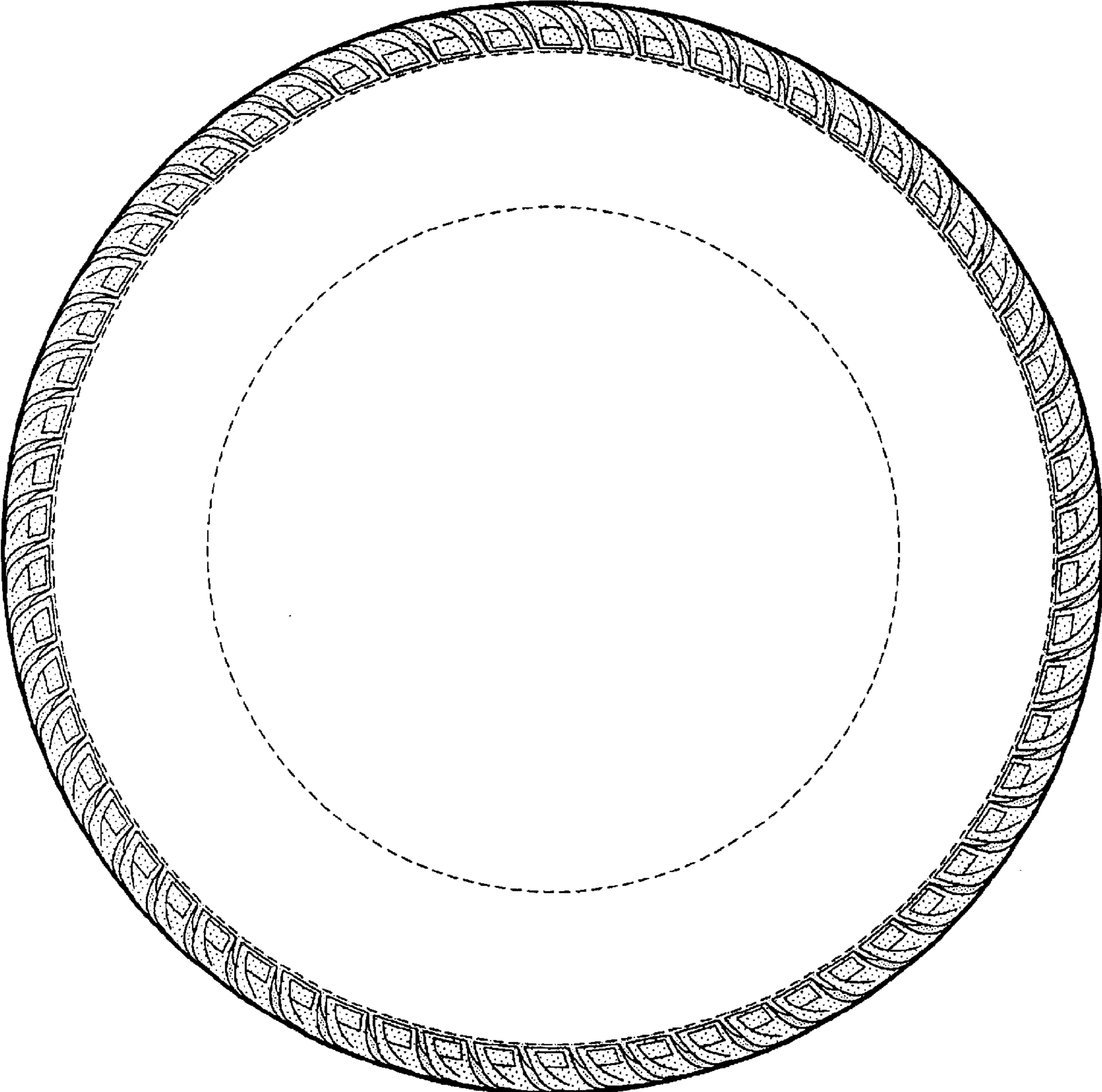


FIG-3




FIG-4