

US00D500983S

(12) **United States Design Patent**
Lo

(10) **Patent No.:** **US D500,983 S**

(45) **Date of Patent:** **** Jan. 18, 2005**

(54) **TIRE**

D475,009 S * 5/2003 Ochi D12/600

(76) **Inventor:** **Tsai Jen Lo**, 215, Meei-Kong Road,
Ta-Suen, Changhwa Hsien (TW)

OTHER PUBLICATIONS

Cooper Cobra ZHP01 Tire, 2002 Tread Design Guide, Jan.
2002, p. 21. 3/3.*

(**) **Term:** **14 Years**

* cited by examiner

(21) **Appl. No.:** **29/194,238**

Primary Examiner—Robert M. Spear

(22) **Filed:** **Nov. 21, 2003**

(74) *Attorney, Agent, or Firm*—Rosenberg, Klein & Lee

(51) **LOC (7) Cl.** **12-15**

(57) **CLAIM**

(52) **U.S. Cl.** **D12/552**

The ornamental design for a tire, as shown and described.

(58) **Field of Search** D12/547, 549–556,
D12/559, 564–565, 586, 588, 590, 600;
152/209.1, 209.9, 209.13, 209.18, 209.25,
209.28

DESCRIPTION

(56) **References Cited**

FIG. 1 is a front-right-top perspective view of a tire showing
my new design;

U.S. PATENT DOCUMENTS

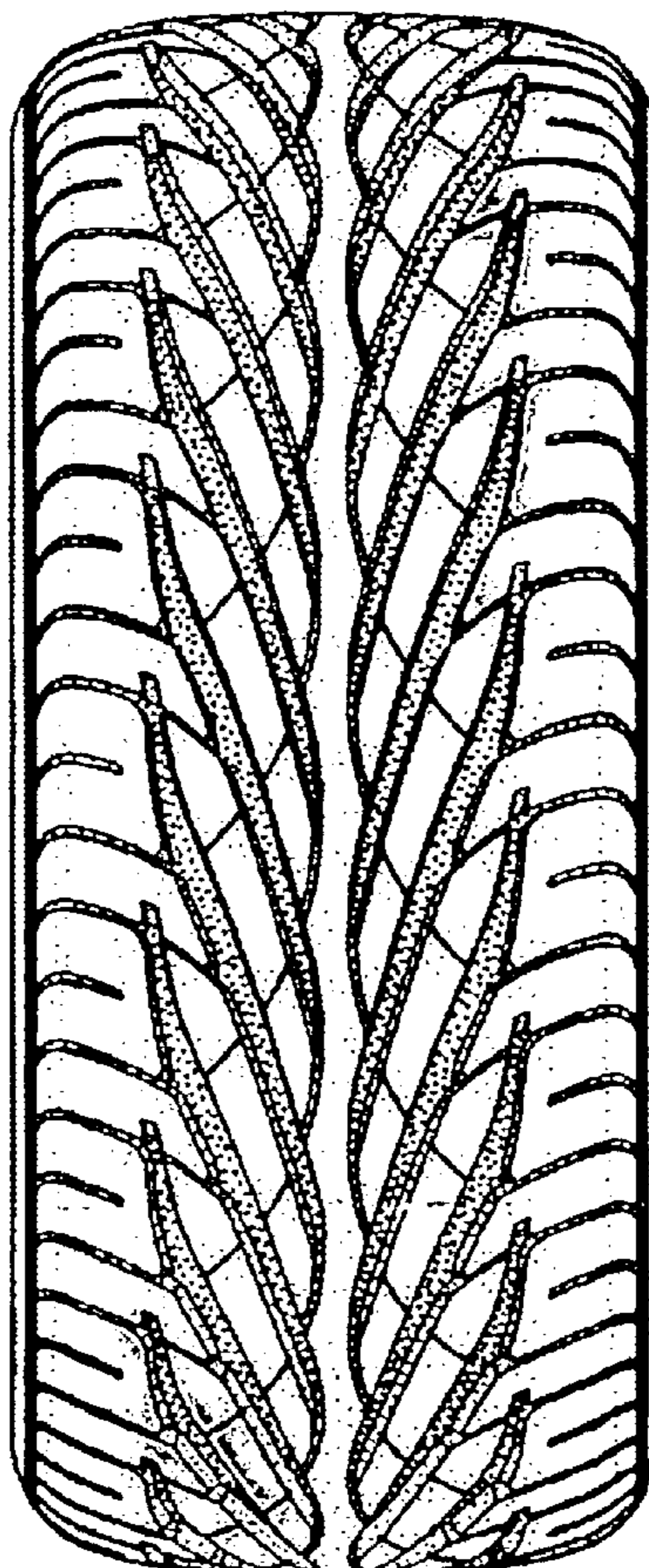
D340,895 S	*	11/1993	Himuro et al.	D12/550
D349,478 S	*	8/1994	Himuro	D12/552
D366,020 S	*	1/1996	Himuro et al.	D12/552
D389,790 S	*	1/1998	Himuro	D12/551
D455,393 S	*	4/2002	Ratliff, Jr.	D12/546
D464,022 S	*	10/2002	Kolowski et al.	D12/559

FIG. 2 is a front elevational view thereof, the opposite side
being a mirror image;

FIG. 3 is a right elevational view thereof, the opposite side
being a mirror image; and,

FIG. 4 is an enlarged fragmentary developed plan view
thereof showing the tread pattern in greater details.

1 Claim, 4 Drawing Sheets



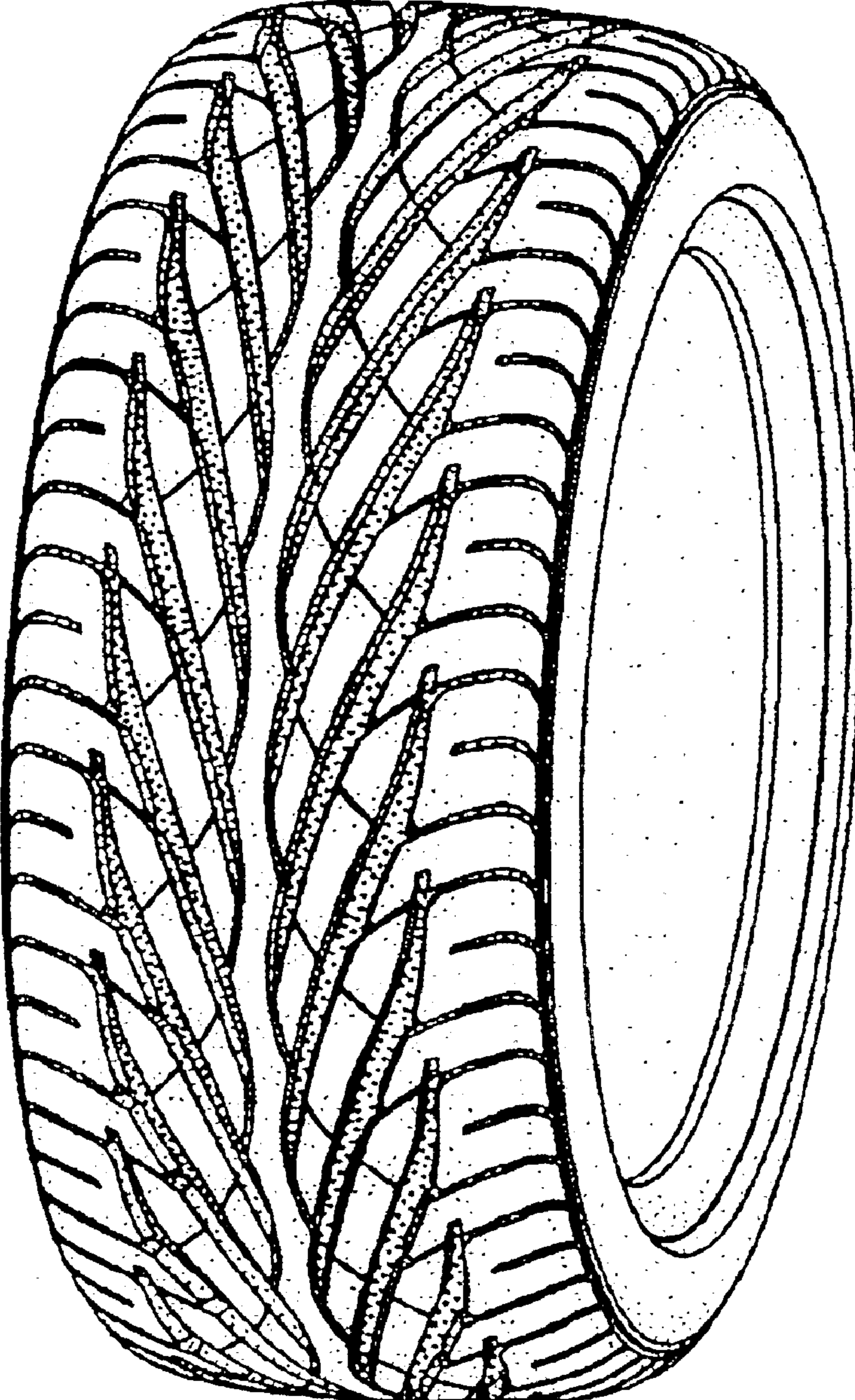


Fig. 1

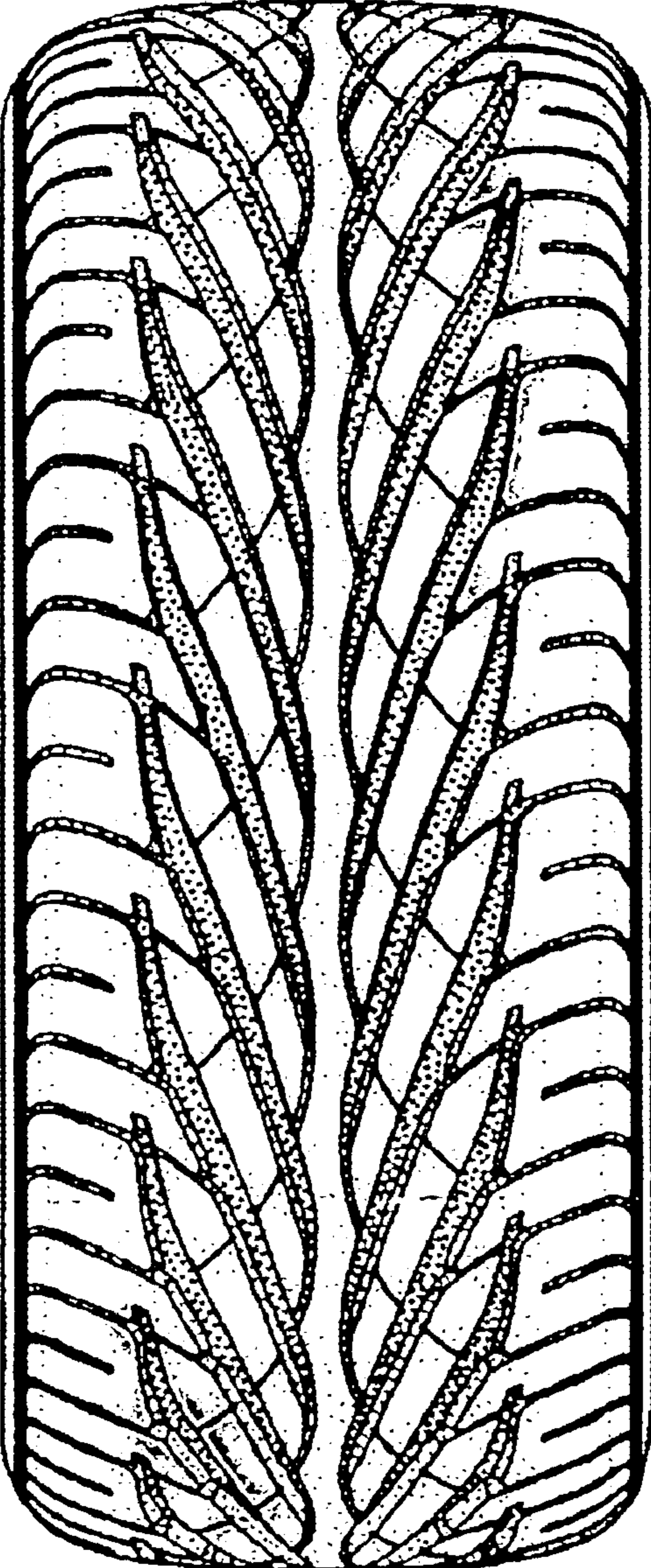


Fig. 2




Fig. 3

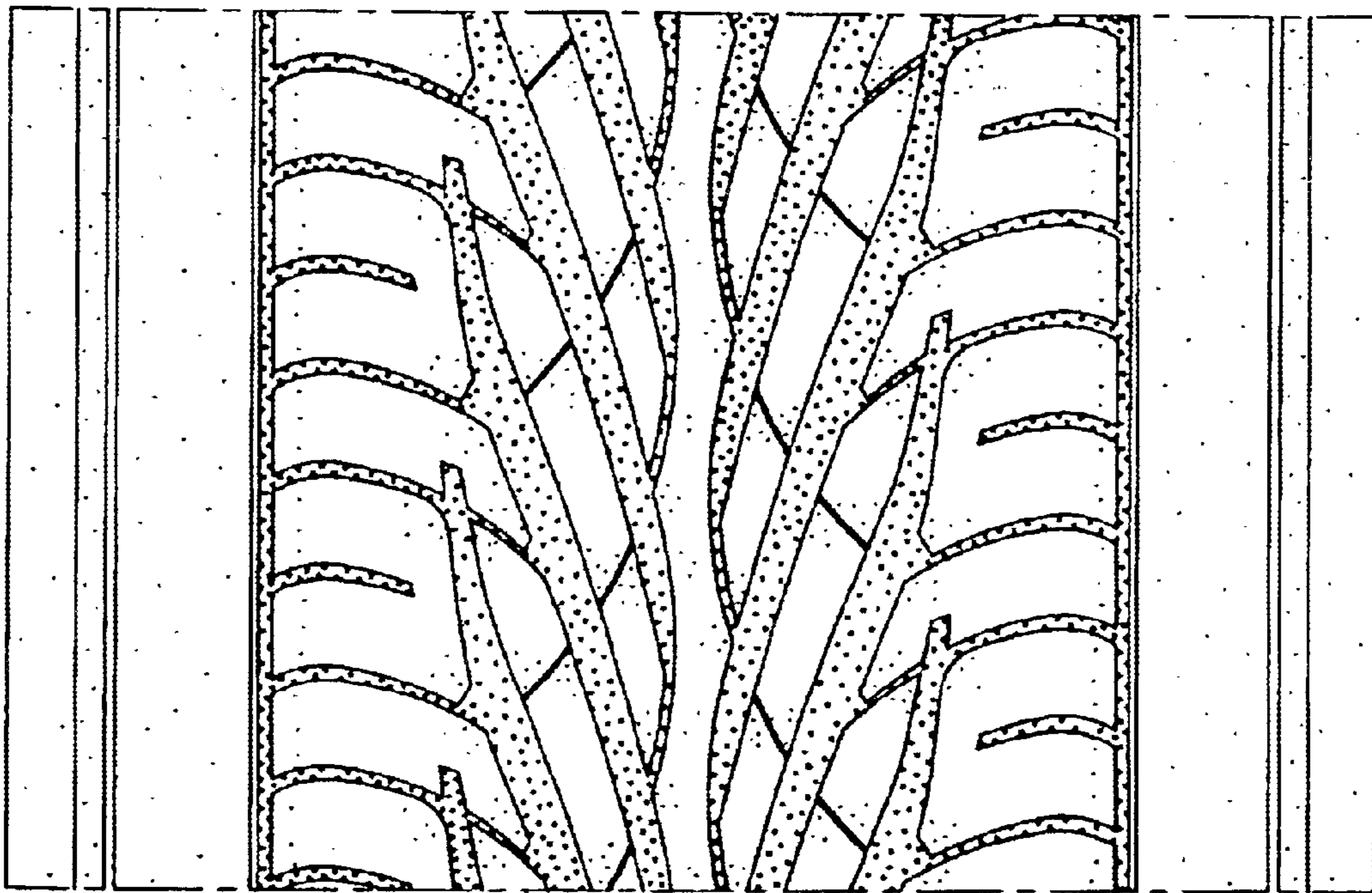


Fig. 4