

US00D500982S

(12) **United States Design Patent**
Smith

(10) **Patent No.:** **US D500,982 S**
(45) **Date of Patent:** **** Jan. 18, 2005**

(54) **MEDIUM FLOOR CONSOLE WITH ADJUSTABLE DRINK HOLDER**

(75) Inventor: **Daniel G. Smith**, Grand Prairie, TX (US)

(73) Assignee: **Texas Saddlebags, Inc.**, Arlington, TX (US)

(**) Term: **14 Years**

(21) Appl. No.: **29/178,570**

(22) Filed: **Mar. 28, 2003**

(51) **LOC (7) Cl.** **12-16**

(52) **U.S. Cl.** **D12/419**

(58) **Field of Search** D12/415, 419-425; 224/42.11, 400, 439-543, 926-928, 536, 548, 275; 296/37.1-37.8, 37.12, 37.16

(56) **References Cited**

U.S. PATENT DOCUMENTS

D264,525 S	*	5/1982	Page, Jr.	D12/419
4,458,874 A		7/1984	Rabas et al.		
D307,355 S		4/1990	Page, Jr.		
4,943,111 A		7/1990	VanderLaan		
D317,674 S		6/1991	Smith		
D331,175 S		11/1992	Jones et al.		
D346,066 S		4/1994	Smith		
D352,495 S		11/1994	Mawhinney et al.		
D362,837 S		10/1995	Mankey et al.		
D363,698 S		10/1995	Smith		
D368,889 S		4/1996	Mankey et al.		
D374,857 S	*	10/1996	Diem	D12/419
D375,480 S		11/1996	Smith		
D375,931 S	*	11/1996	Ferrigan	D12/419
5,573,214 A		11/1996	Jones et al.		

D390,186 S		2/1998	Smith		
D396,844 S		8/1998	Smith		
D408,349 S		4/1999	Smith		
D444,120 S		6/2001	Smith		
D456,760 S	*	5/2002	Hoy	D12/419
D456,761 S	*	5/2002	Hoy	D12/419
D460,635 S	*	7/2002	Lieberman et al.	D6/406.3
D461,161 S		8/2002	Hoy		
D474,733 S	*	5/2003	Webb	D12/419
D484,843 S	*	1/2004	Wyszogrod	D12/419
D490,044 S	*	5/2004	Smith	D12/419

OTHER PUBLICATIONS

“Spill Master Seat Console”, online brochure, <http://shop.store.yahoo.com/rodi/acssc-series.htm> (no date).

“Spill Master Auto Console”, online brochure, <http://shop.store.yahoo.com/rodi/acssc-series.htm> (no date).

* cited by examiner

Primary Examiner—Stacia Cadmus

(74) *Attorney, Agent, or Firm*—Sidley Austin Brown & Wood LLP

(57) **CLAIM**

The ornamental design for a medium floor console with adjustable drink holder, as shown and described.

DESCRIPTION

FIG. 1 is a perspective view showing a medium floor console with adjustable drink holder;
FIG. 2 is a front view thereof;
FIG. 3 is a left side view thereof;
FIG. 4 is a right side view thereof;
FIG. 5 is a back view thereof; and,
FIG. 6 is a top view thereof.

1 Claim, 3 Drawing Sheets

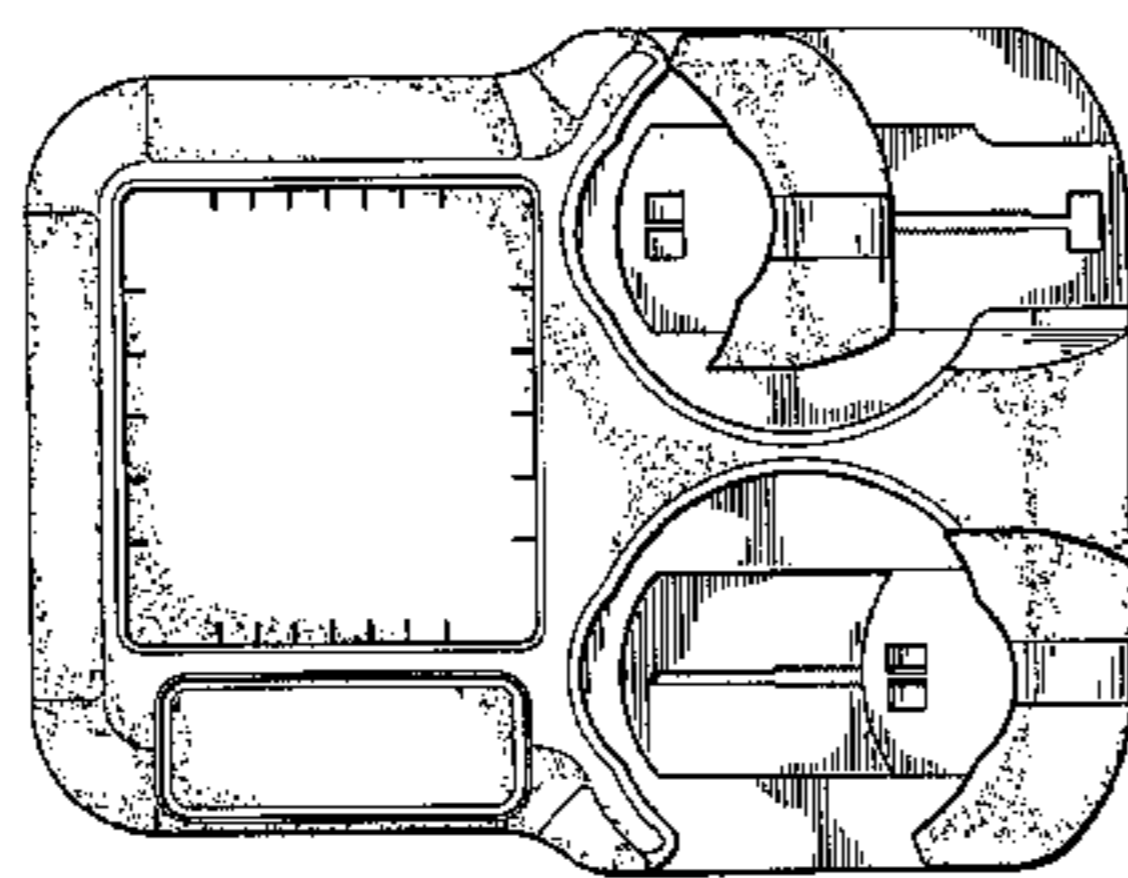


FIG. 6

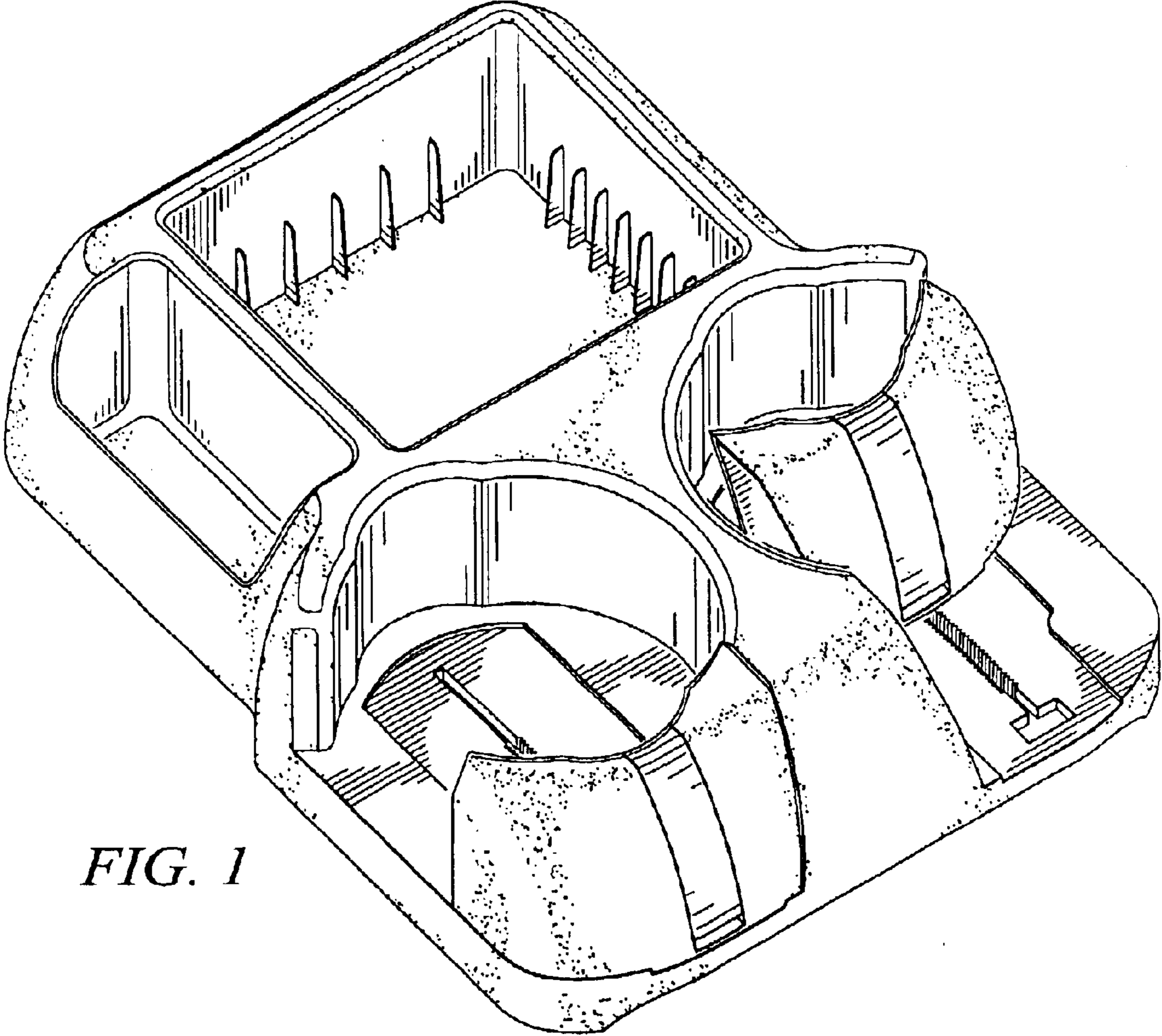


FIG. 1

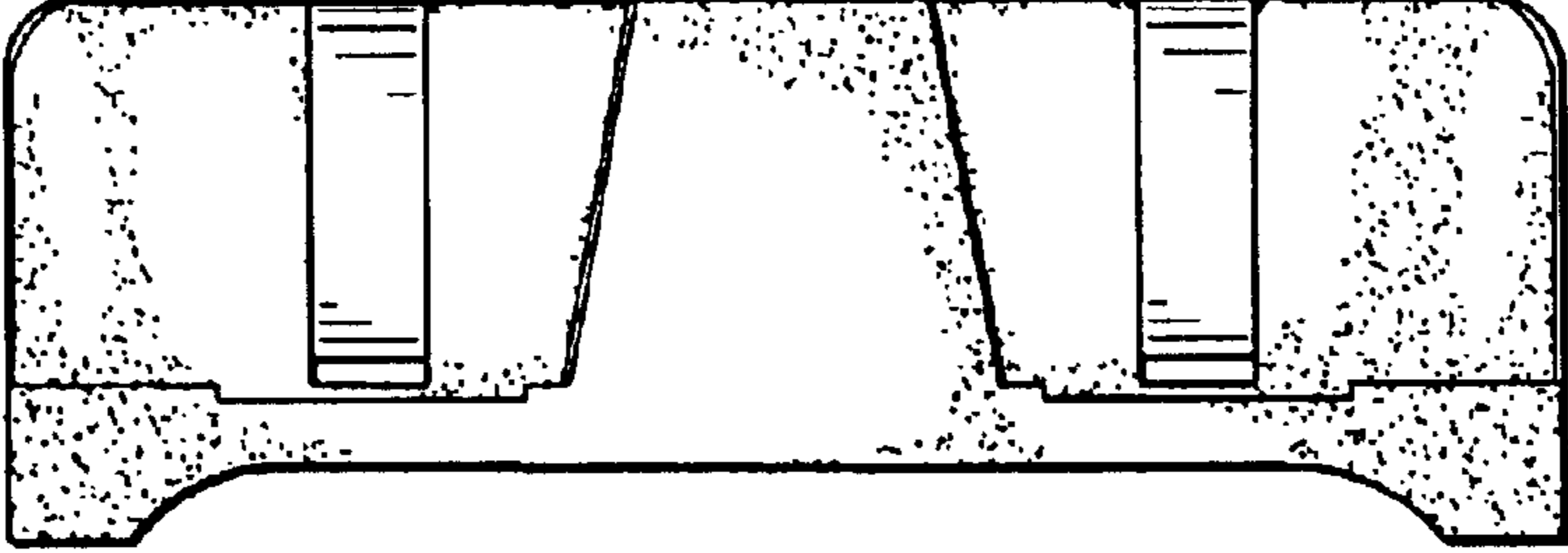


FIG. 2

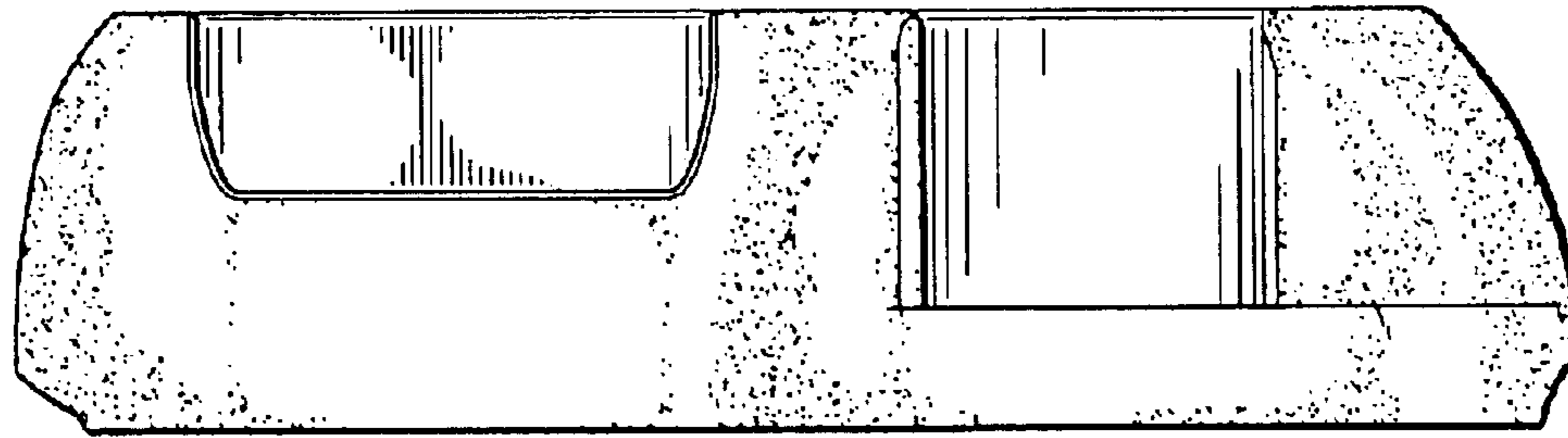


FIG. 3

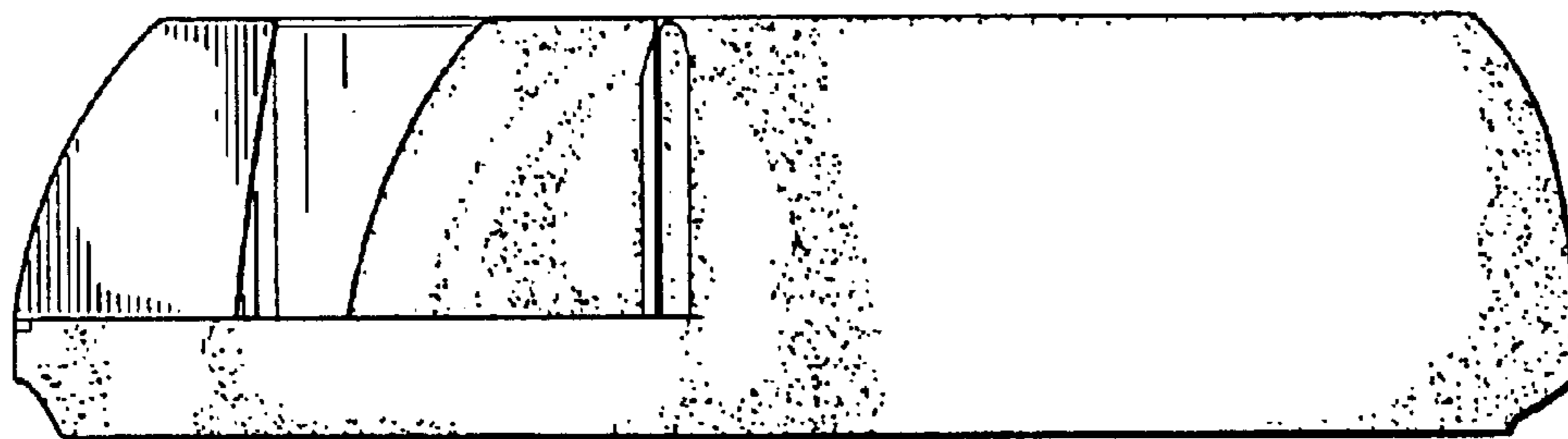


FIG. 4




FIG. 5

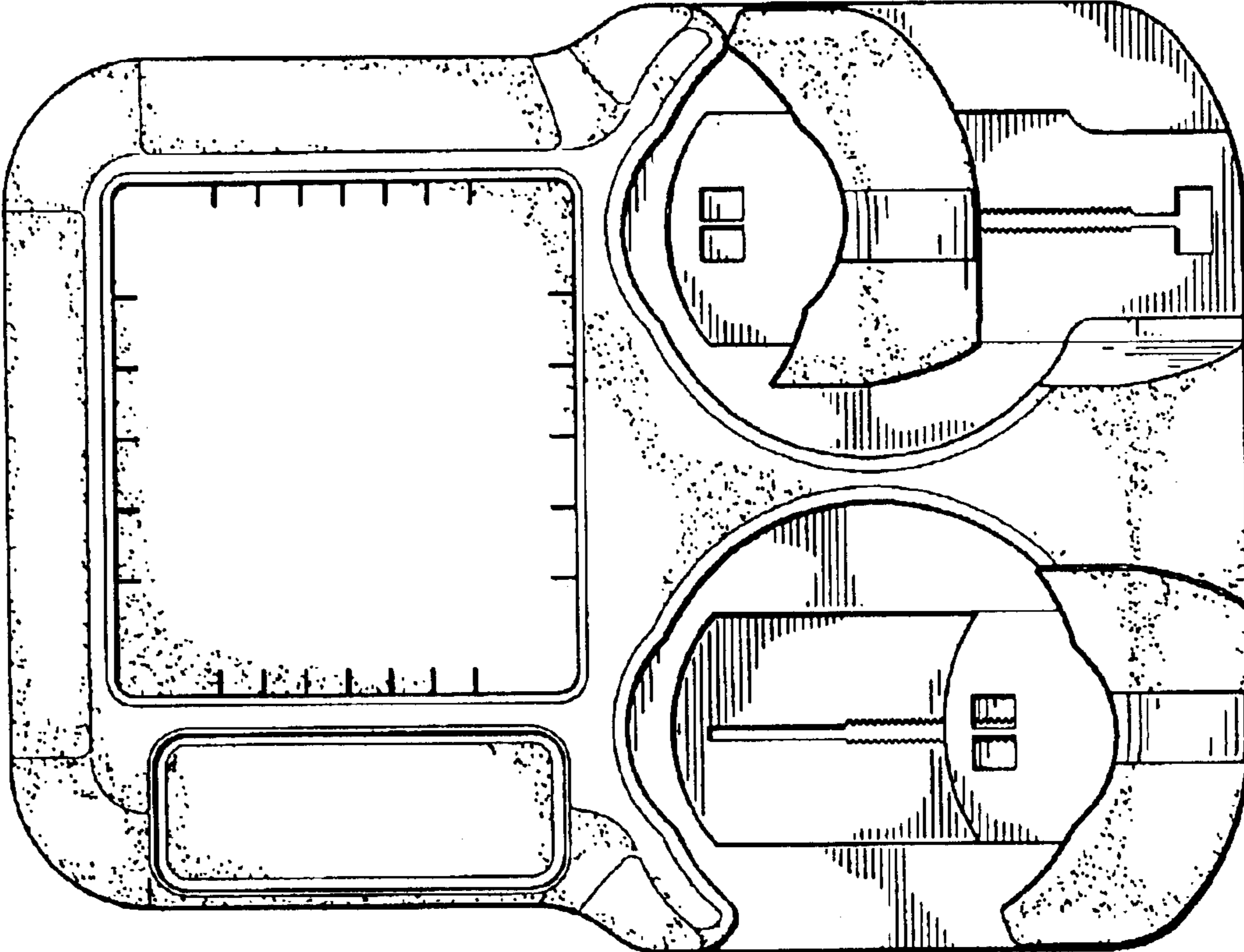


FIG. 6