

US00D500977S

(12) **United States Design Patent**  
**Kushartanto**

(10) **Patent No.:** **US D500,977 S**

(45) **Date of Patent:** **\*\* Jan. 18, 2005**

(54) **VEHICLE WHEEL**

D482,307 S \* 11/2003 Lee ..... D12/211  
D488,116 S \* 4/2004 Chung ..... D12/209  
D489,308 S \* 5/2004 Tirado ..... D12/209

(75) Inventor: **A. Kushartanto**, Surabaya (ID)

\* cited by examiner

(73) Assignee: **PT Prima Alloy Steel Universal**,  
Sidoarjo (ID)

*Primary Examiner*—Stacia Cadmus

(\*\*) Term: **14 Years**

(74) *Attorney, Agent, or Firm*—Fulwider Patton Lee &  
Utech, LLP

(21) Appl. No.: **29/204,311**

(57) **CLAIM**

(22) Filed: **Apr. 27, 2004**

The ornamental design for the “vehicle wheel”, as shown  
and described.

(51) **LOC (7) Cl.** ..... **12-16**

(52) **U.S. Cl.** ..... **D12/209**

(58) **Field of Search** ..... D12/204–213;  
301/37.101, 64.101, 65

**DESCRIPTION**

(56) **References Cited**

**U.S. PATENT DOCUMENTS**

D423,442 S \* 4/2000 Hussaini et al. .... D12/209  
D471,500 S \* 3/2003 Kataoka ..... D12/209  
D475,961 S \* 6/2003 Pfeiffer et al. .... D12/211  
D481,348 S \* 10/2003 Kang ..... D12/211


FIG. 1 is a perspective view of the vehicle wheel showing  
my new design;

FIG. 2 is a front elevational view thereof; and,

FIG. 3 is a cross-sectional view taken along the lines of 3—3  
of FIG. 2.

The broken line showing of environment is for illustrative  
purposes only and forms no part of the claimed design.

**1 Claim, 3 Drawing Sheets**



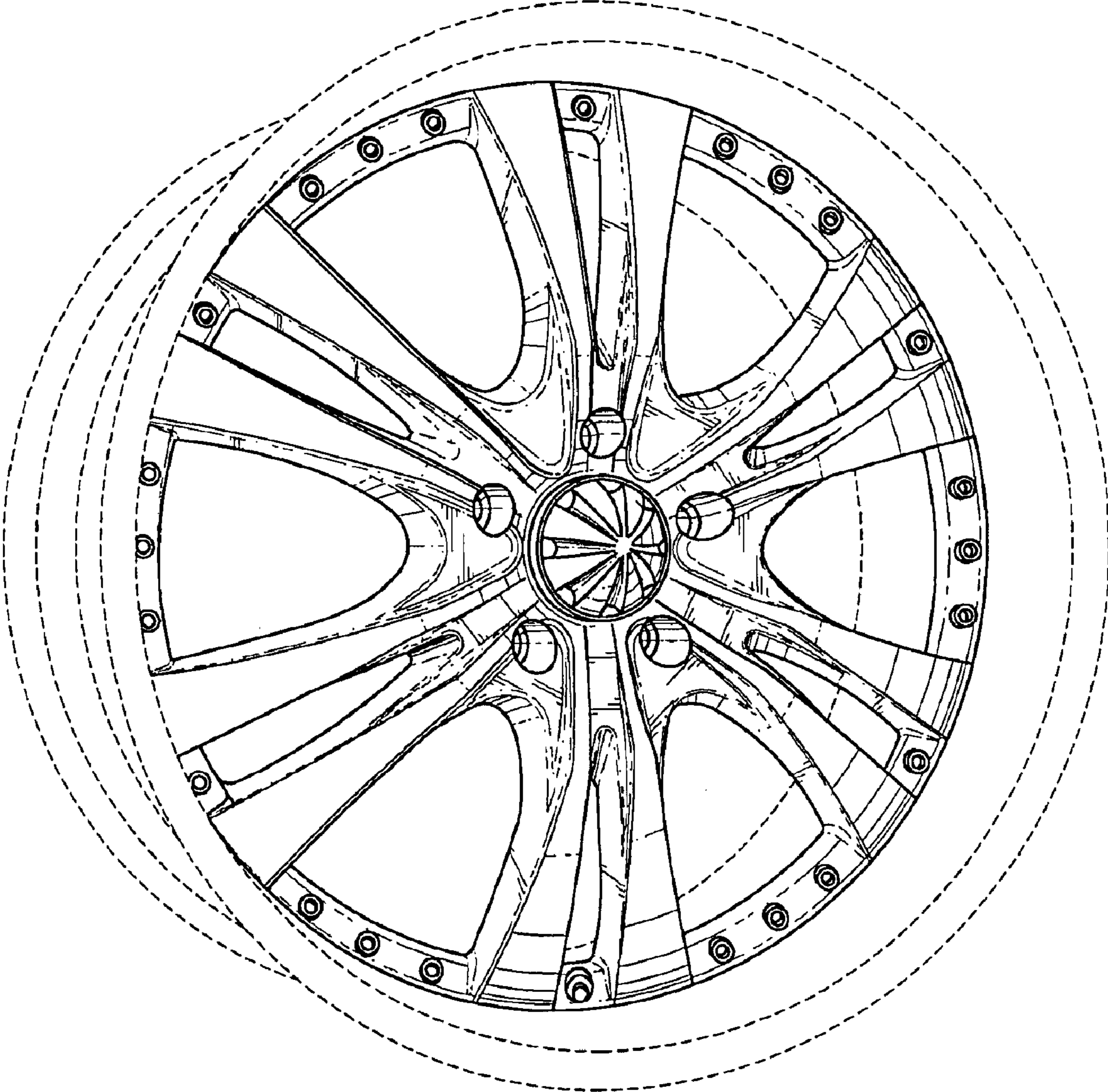


FIG. 1




FIG. 2

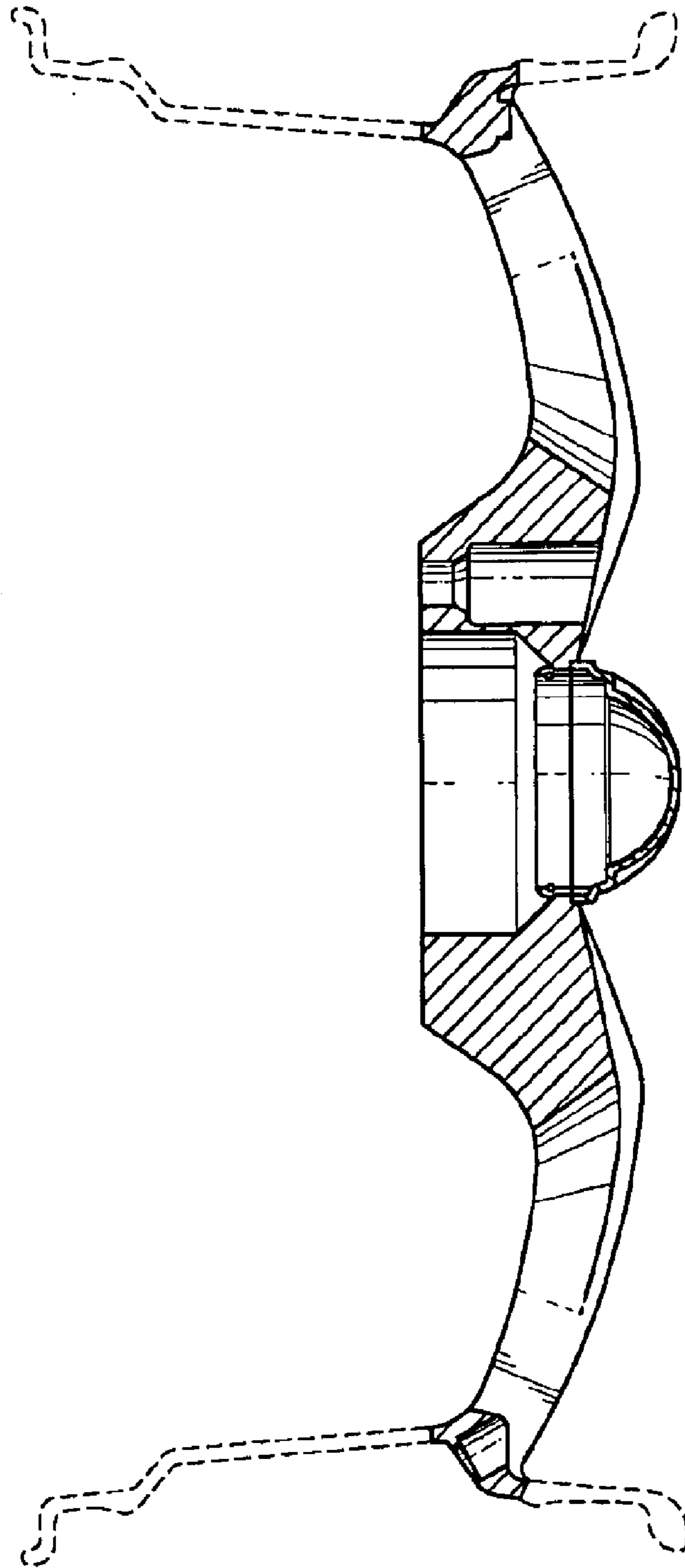


FIG. 3