

US00D500972S

(12) **United States Design Patent**
Davis, Jr.

(10) **Patent No.:** **US D500,972 S**
(45) **Date of Patent:** **** Jan. 18, 2005**

(54) **MOTORCYCLE UNDERTAIL EXHAUST**
(76) **Inventor:** **Roger George Lee Davis, Jr.**, 1271
Mountain Park Pl., Escondido, CA (US)
92027

(**) **Term:** **14 Years**

(21) **Appl. No.:** **29/194,158**

(22) **Filed:** **Nov. 20, 2003**

(51) **LOC (7) Cl.** **12-16**

(52) **U.S. Cl.** **D12/194**

(58) **Field of Search** D12/110, 181,
D12/186, 194; 180/89.2, 219, 225, 229,
296, 309; 293/105; 280/304.3, 770, 152.1-152.3,
160.1, 848, 852; 296/78.1, 77.1, 85, 195

(56) **References Cited**

U.S. PATENT DOCUMENTS

4,478,306 A	10/1984	Tagami	180/229
4,484,651 A	11/1984	Hattori et al.	180/225
4,633,965 A	1/1987	Tsurumi et al.	180/229
4,662,470 A	5/1987	Fujisawa et al.	180/219
4,690,236 A	9/1987	Shinozaki et al.	180/219
4,712,637 A	12/1987	Mogi et al.	180/219
4,881,614 A	11/1989	Hoshi et al.	180/225
D313,380 S	1/1991	Imai et al.	D12/110
5,016,725 A	5/1991	Muramatsu	180/225
D333,641 S	3/1993	Sakaguchi et al.	D12/110
5,211,255 A	5/1993	Fukuda	180/219

D382,835 S	8/1997	Abe et al.	D12/110
D422,244 S	4/2000	Heinrich et al.	D12/110
D437,262 S	2/2001	Robb et al.	D12/110
6,332,505 B1	12/2001	Tateshima et al.	180/229
6,341,792 B1	1/2002	Okuma	280/304.3
D457,836 S	5/2002	Kohama et al.	D12/110
2002/0043415 A1	4/2002	Okuma et al.	180/225
2003/0079938 A1	5/2003	Yamaguchi	181/227
2003/0132048 A1	7/2003	Hata	180/219

Primary Examiner—Alan P. Douglas

Assistant Examiner—Linda Brooks

(74) *Attorney, Agent, or Firm*—Stephen C. Beuerle;
Procopio, Cory, Hargreaves & Savitch LLP

(57) **CLAIM**

The ornamental design for a motorcycle undertail exhaust, as shown and described.

DESCRIPTION

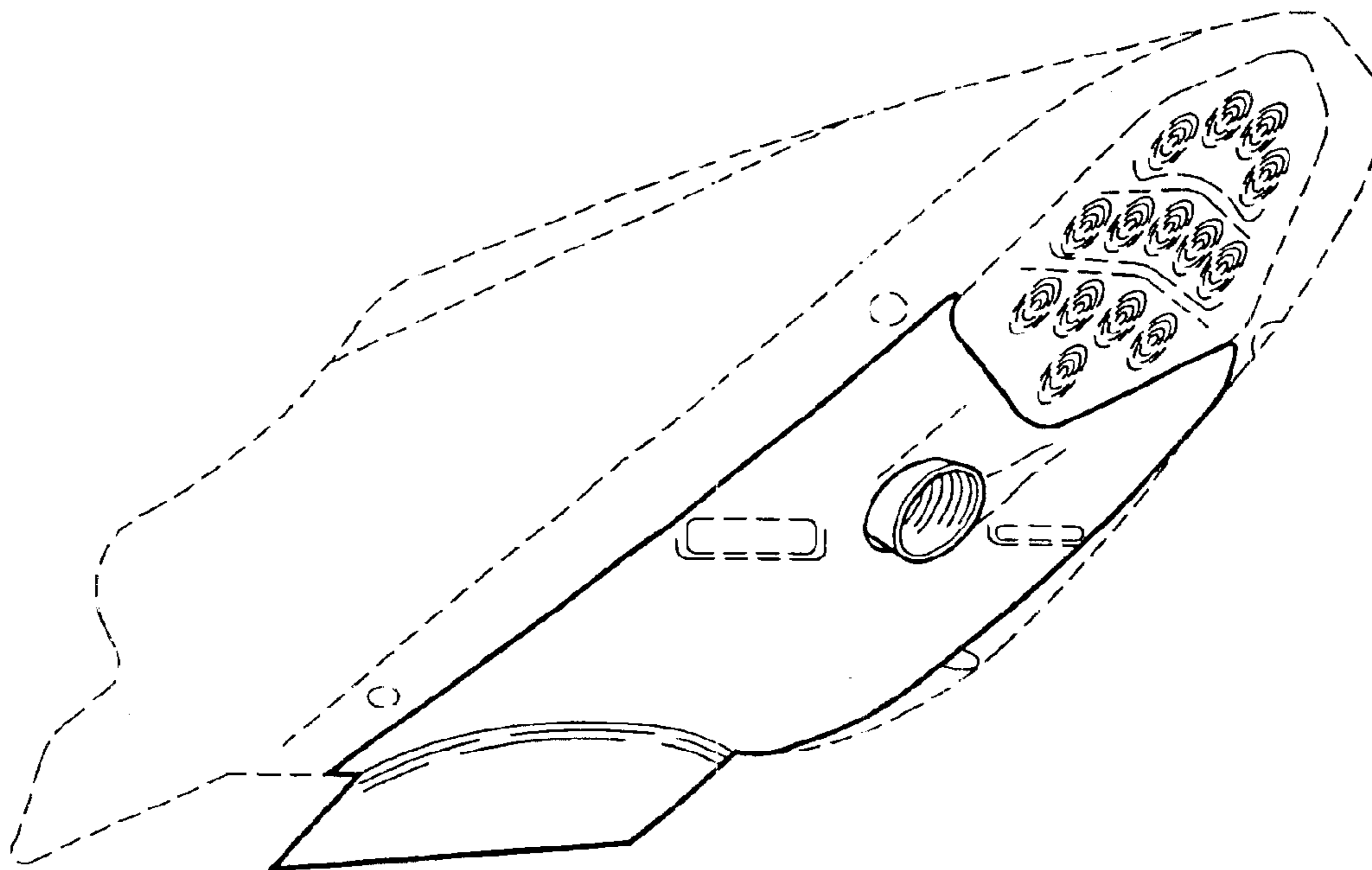
FIG. 1 is a rear elevational view of an embodiment of the motorcycle undertail exhaust.

FIG. 2 is a rear perspective view of the motorcycle undertail exhaust; and,

FIG. 3 is a bottom plan view of the motorcycle undertail exhaust.

The broken lines shown in FIGS. 1-3 are included for the purpose of illustrating environmental elements only and form no part of the claimed design.

1 Claim, 2 Drawing Sheets



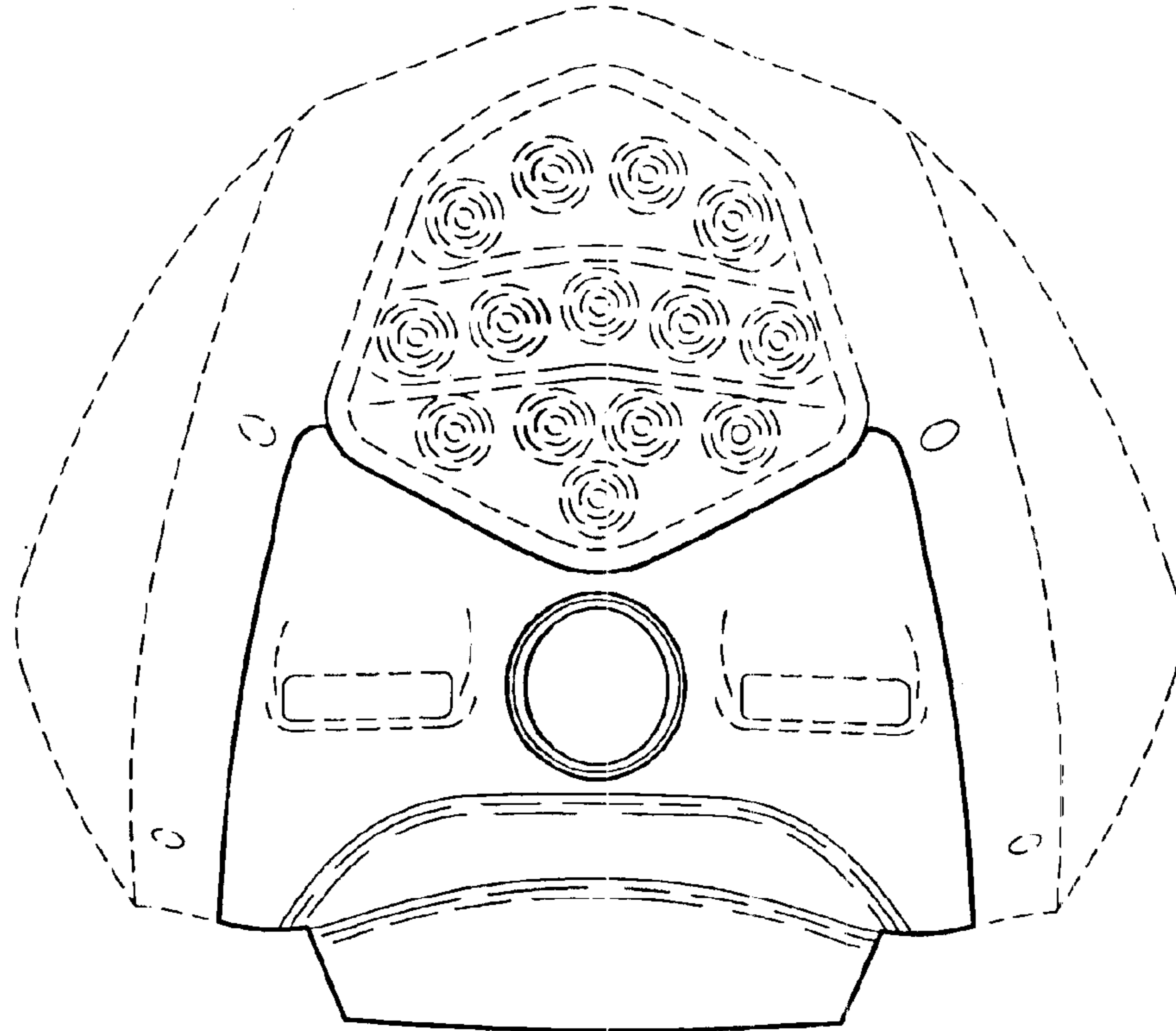


FIG. 1

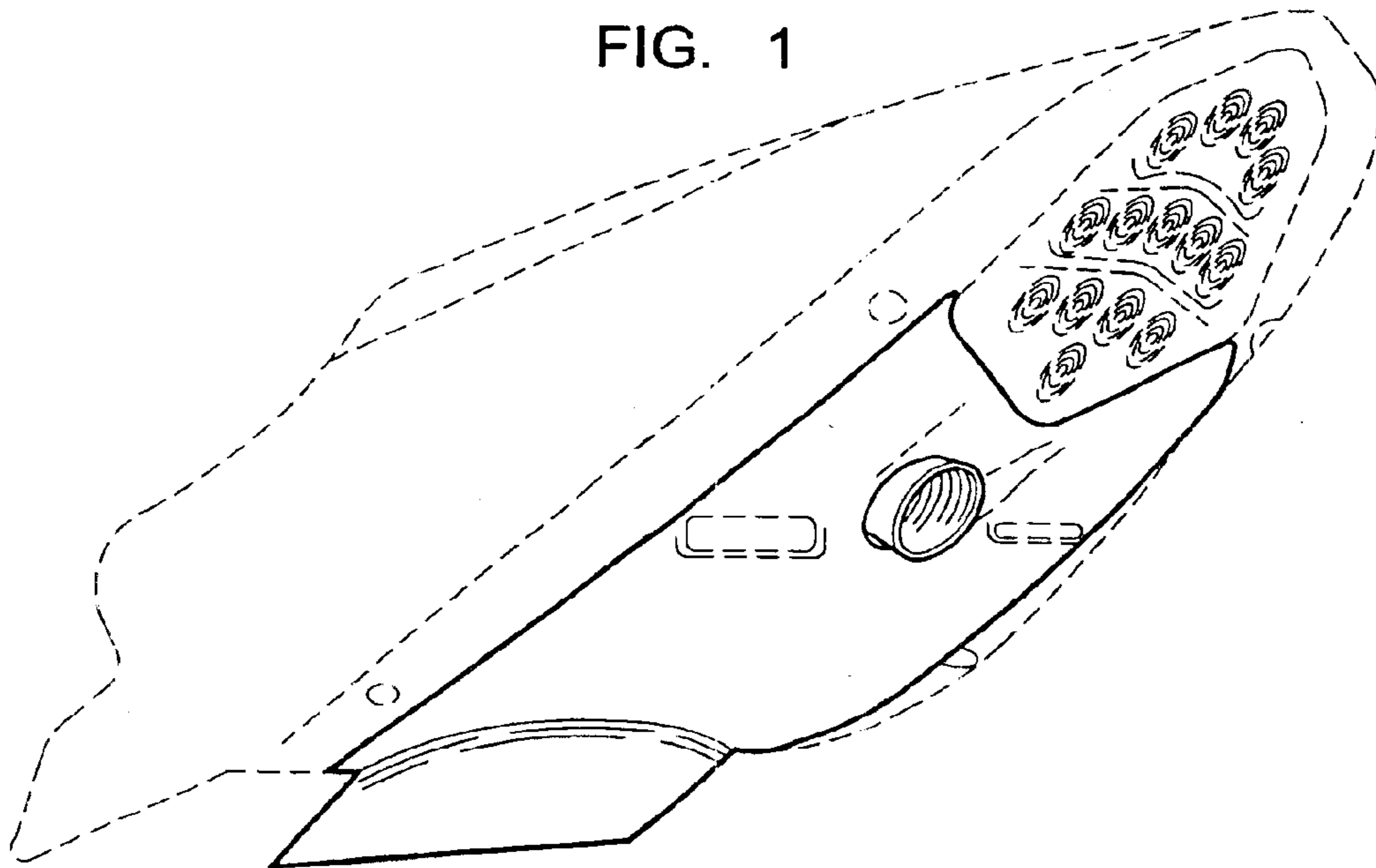


FIG. 2

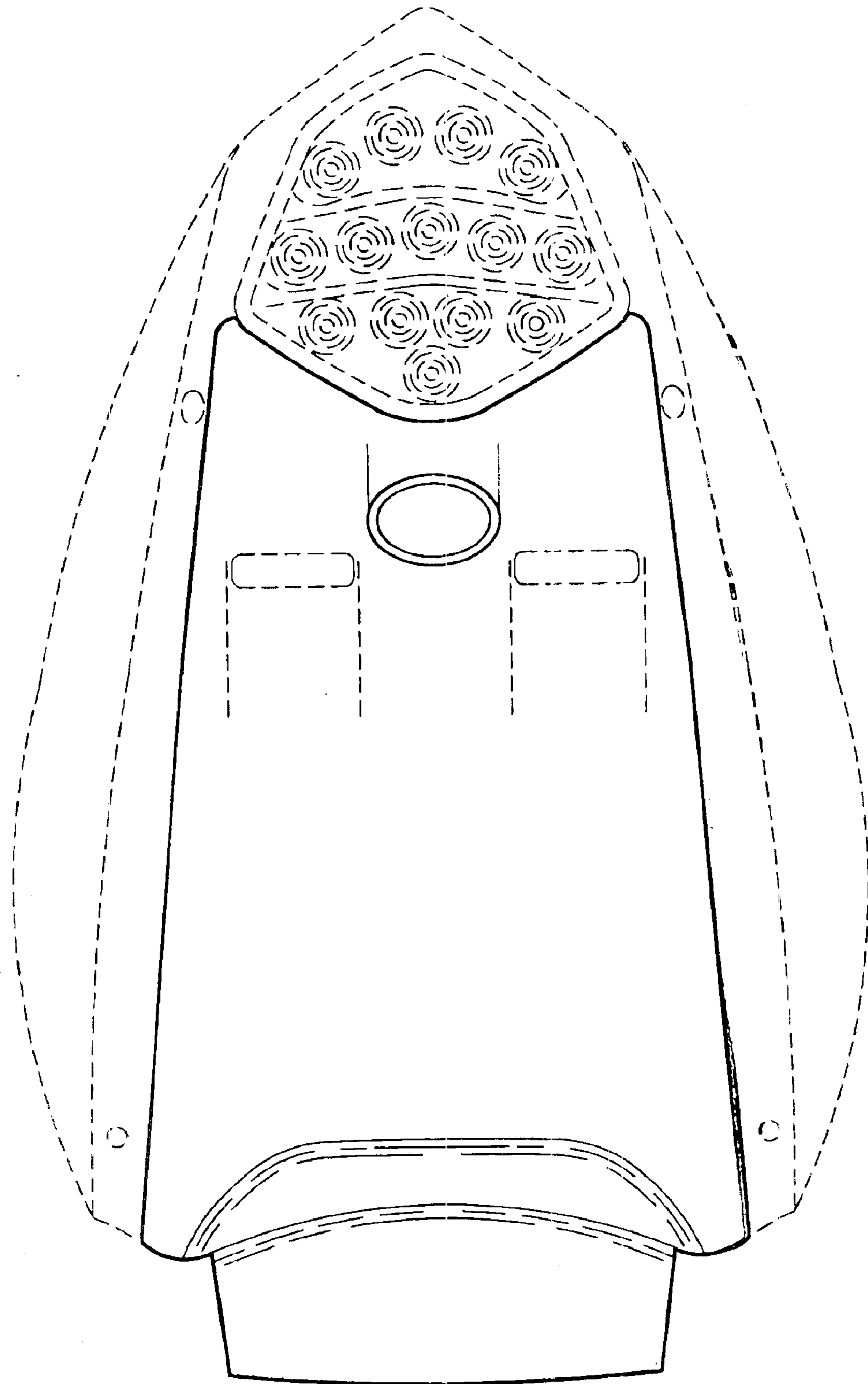


FIG. 3