

US00D500969S

(12) **United States Design Patent**
Mays et al.

(10) **Patent No.:** **US D500,969 S**
(45) **Date of Patent:** **** Jan. 18, 2005**

(54) **REAR BUMPER FASCIA**

D496,765 S * 12/2003 Kato D12/169

(75) Inventors: **J C. Mays**, Dearborn, MI (US); **Larry R. Erickson**, Birmingham, MI (US)

OTHER PUBLICATIONS

40 Pages—Photographs of Commercial Parts.

(73) Assignee: **Ford Global Technologies, LLC**, Dearborn, MI (US)

* cited by examiner

(**) Term: **14 Years**

Primary Examiner—Melody N. Brown

(74) *Attorney, Agent, or Firm*—Gigette M. Bejin

(21) Appl. No.: **29/194,563**

(57) **CLAIM**

(22) Filed: **Nov. 26, 2003**

The ornamental design for a rear bumper fascia, as shown and described.

(51) **LOC (7) Cl.** **12-16**

(52) **U.S. Cl.** **D12/169**

(58) **Field of Search** D12/169, 196,
D12/190, 90–92, 171; 296/180.1, 180.2;
293/102, 113, 115, 120

DESCRIPTION

FIG. 1 is a perspective view of a rear bumper fascia showing my new design;

FIG. 2 is a rear view of the rear bumper fascia of FIG. 1; FIG. 3 is a top view of the rear bumper fascia of FIG. 1; and, FIG. 4 is a side view of the rear bumper fascia of FIG. 1 (the other side view being a mirror image thereof).

The vehicle shown in broken lines in FIG. 1 is for illustrative purpose only and form no part of the claimed design.

(56) **References Cited**

U.S. PATENT DOCUMENTS

D437,573 S	*	2/2001	Lai	D12/169
D452,670 S	*	1/2002	Ishii et al.	D12/169
D470,804 S	*	2/2003	Chan	D12/169
D476,928 S	*	7/2003	Boyer	D12/169

1 Claim, 2 Drawing Sheets




Figure 1


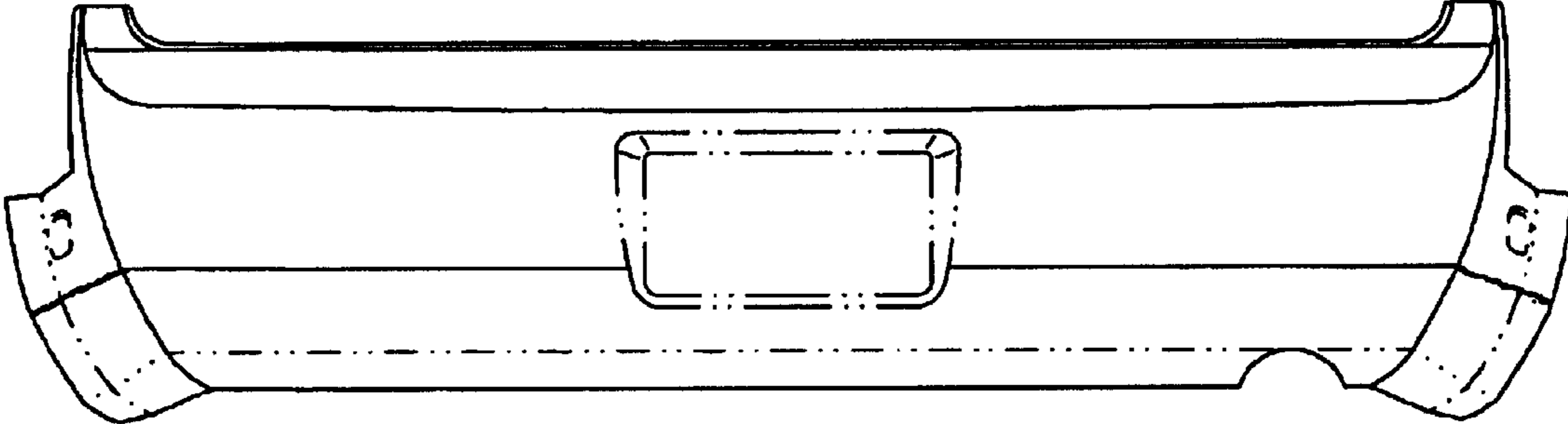


Figure 2



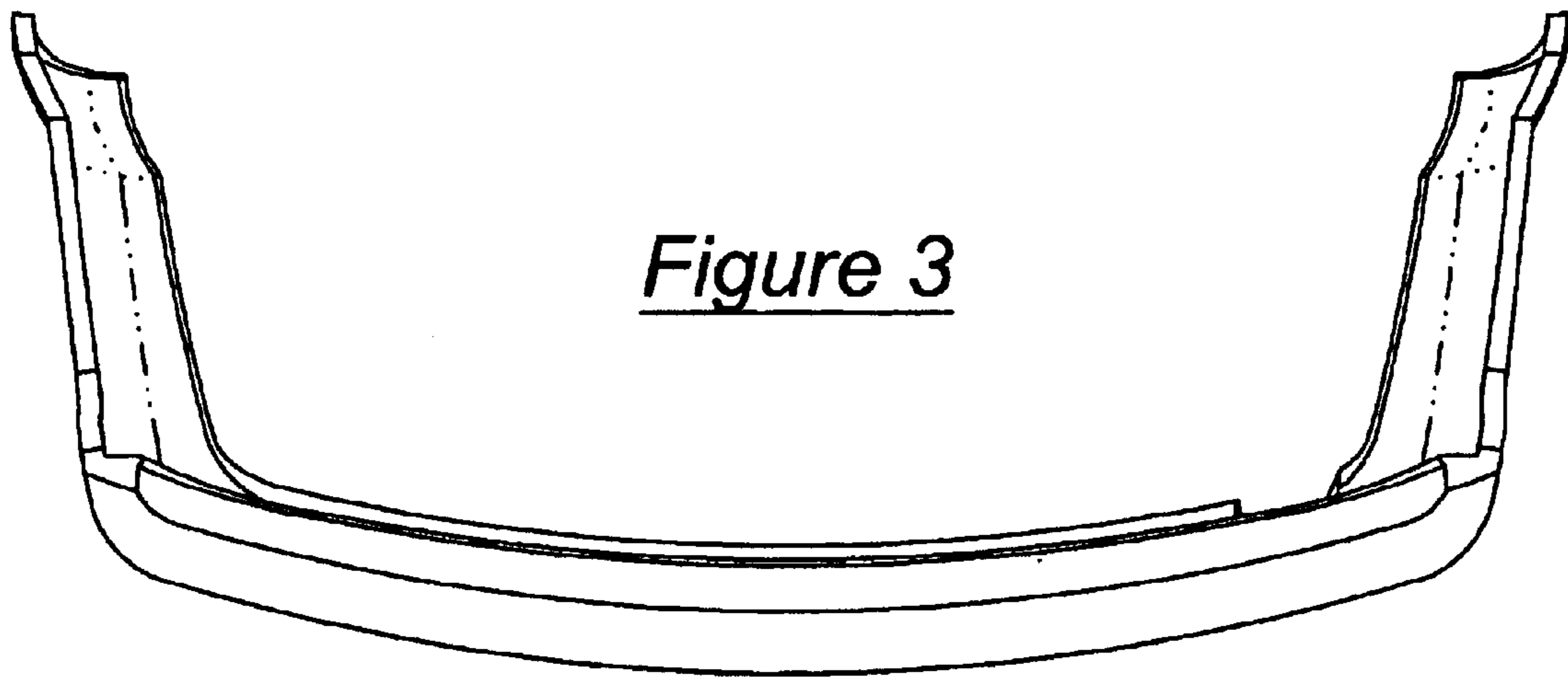


Figure 3

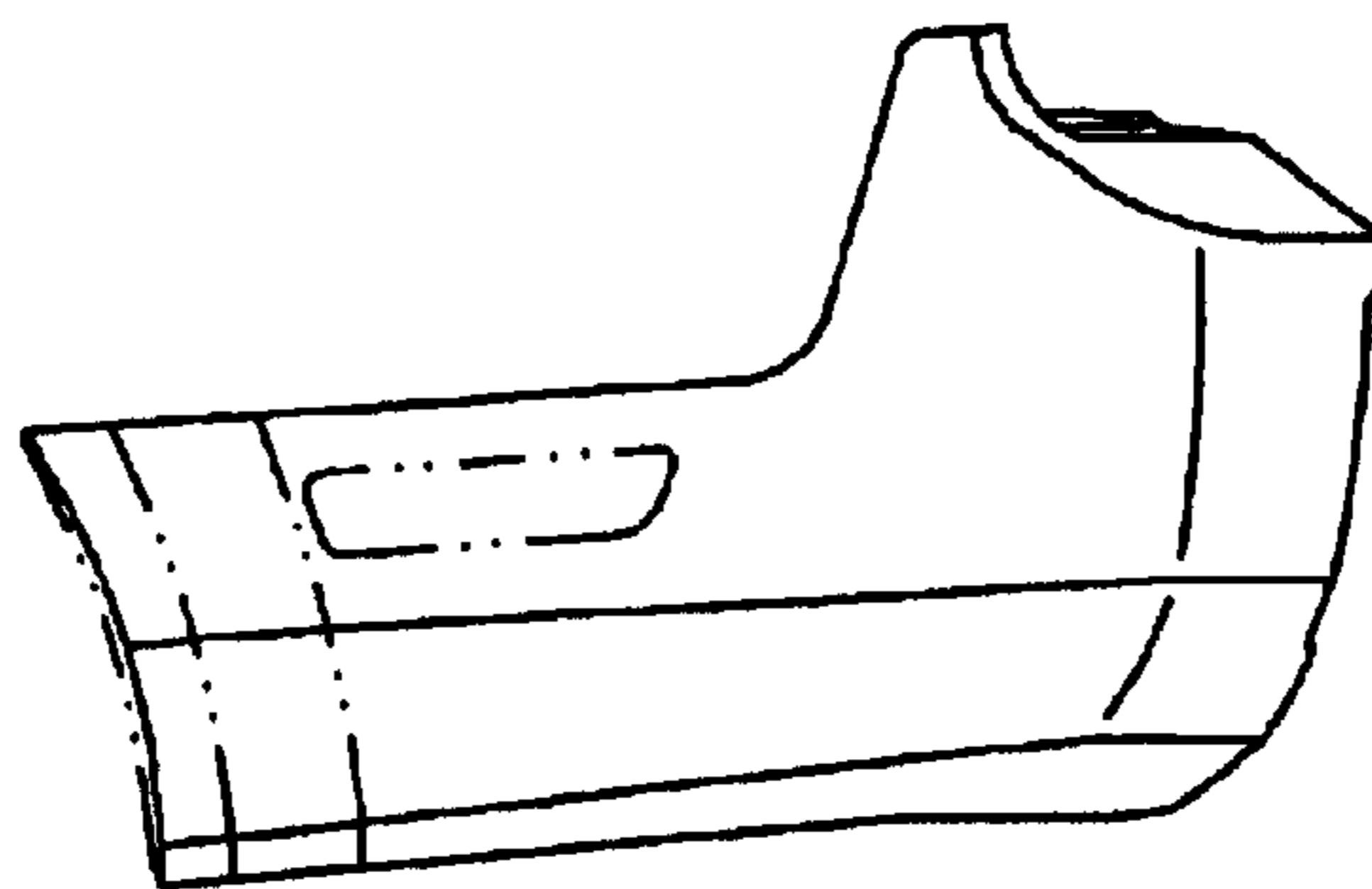


Figure 4