

US00D500966S

(12) **United States Design Patent**  
**Mullins**

(10) **Patent No.:** **US D500,966 S**

(45) **Date of Patent:** **\*\* Jan. 18, 2005**

(54) **ZIPPER PULL**

D444,417 S \* 7/2001 Yoneoka ..... D11/221  
D476,264 S \* 6/2003 Yoneoka ..... D11/221

(75) **Inventor:** **Jeffrey J. Mullins, St. Louis, MO (US)**

\* cited by examiner

(73) **Assignee:** **TRG Accessories, L.L.C., St. Louis, MO (US)**

*Primary Examiner*—Ralf Seifert  
(74) *Attorney, Agent, or Firm*—Lewis, Rice & Fingersh, LC

(\*\*) **Term:** **14 Years**

(57) **CLAIM**

(21) **Appl. No.:** **29/177,328**

The ornamental design for a zipper pull, as shown and described.

(22) **Filed:** **Mar. 7, 2003**

**DESCRIPTION**

(51) **LOC (7) Cl.** ..... **02-07**

(52) **U.S. Cl.** ..... **D11/221**

(58) **Field of Search** ..... D11/200, 201,  
D11/221; 24/415–417, 419, 421, 427–431,  
381–382, 385, 387, 433; 384/64

FIG. 1 provides a front view of the zipper pull, the back view being the same.

FIG. 2 provides a side view of the zipper pull, both sides being the same.

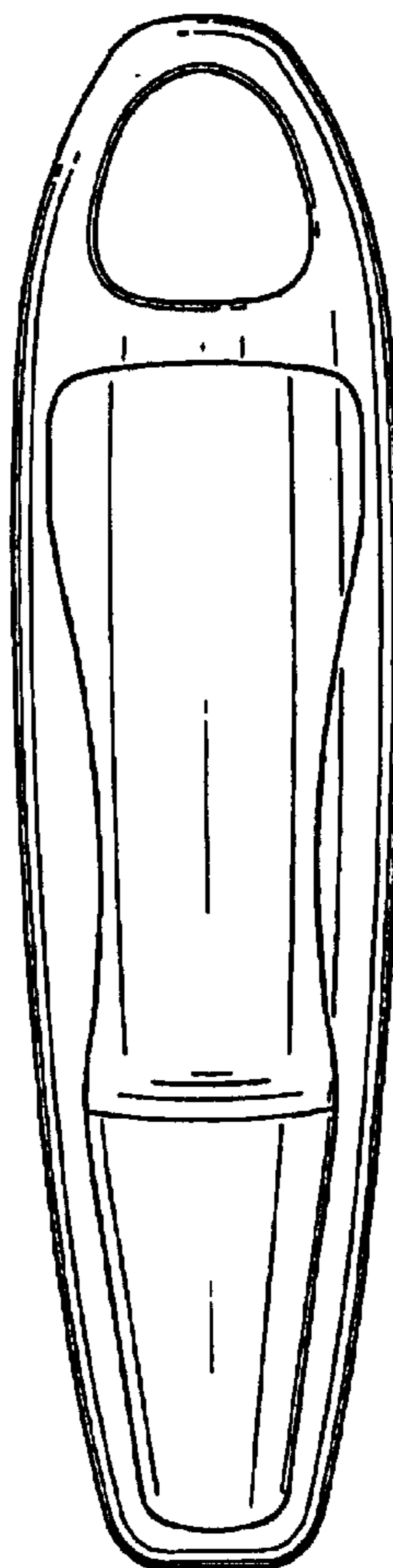
FIG. 3 provides a top view of the zipper pull; and,  
FIG. 4 illustrates a zipper pull in place on a piece of baggage. The broken line showing the piece of baggage and zipper sliders is for illustrative purposes only and forms no part of the claimed design.

(56) **References Cited**

**U.S. PATENT DOCUMENTS**

4,974,297 A \* 12/1990 Akashi ..... 24/429  
D315,701 S \* 3/1991 Aoki ..... D11/221  
D441,319 S \* 5/2001 Yoneoka ..... D11/221

**1 Claim, 4 Drawing Sheets**



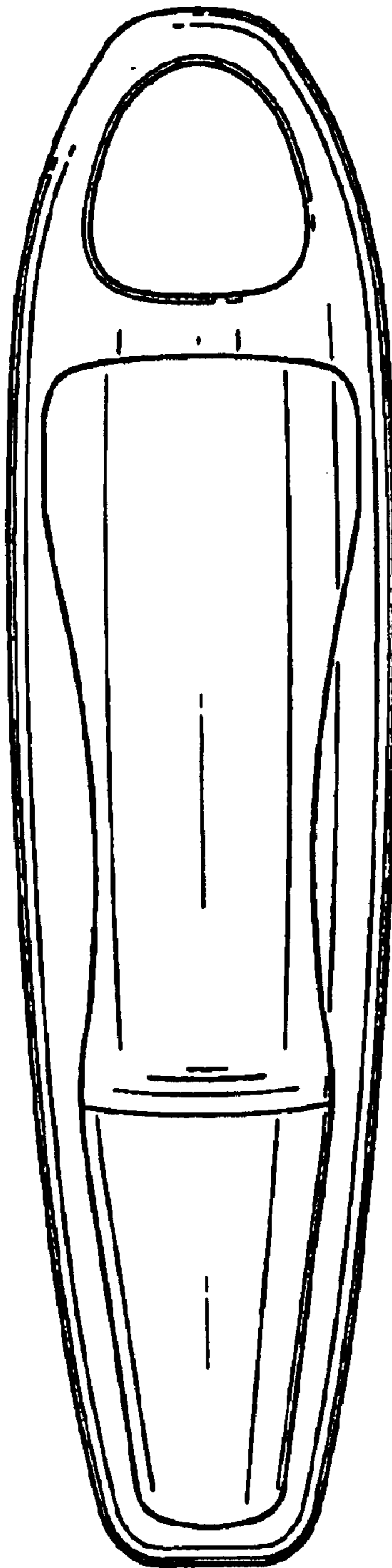


FIG. 1


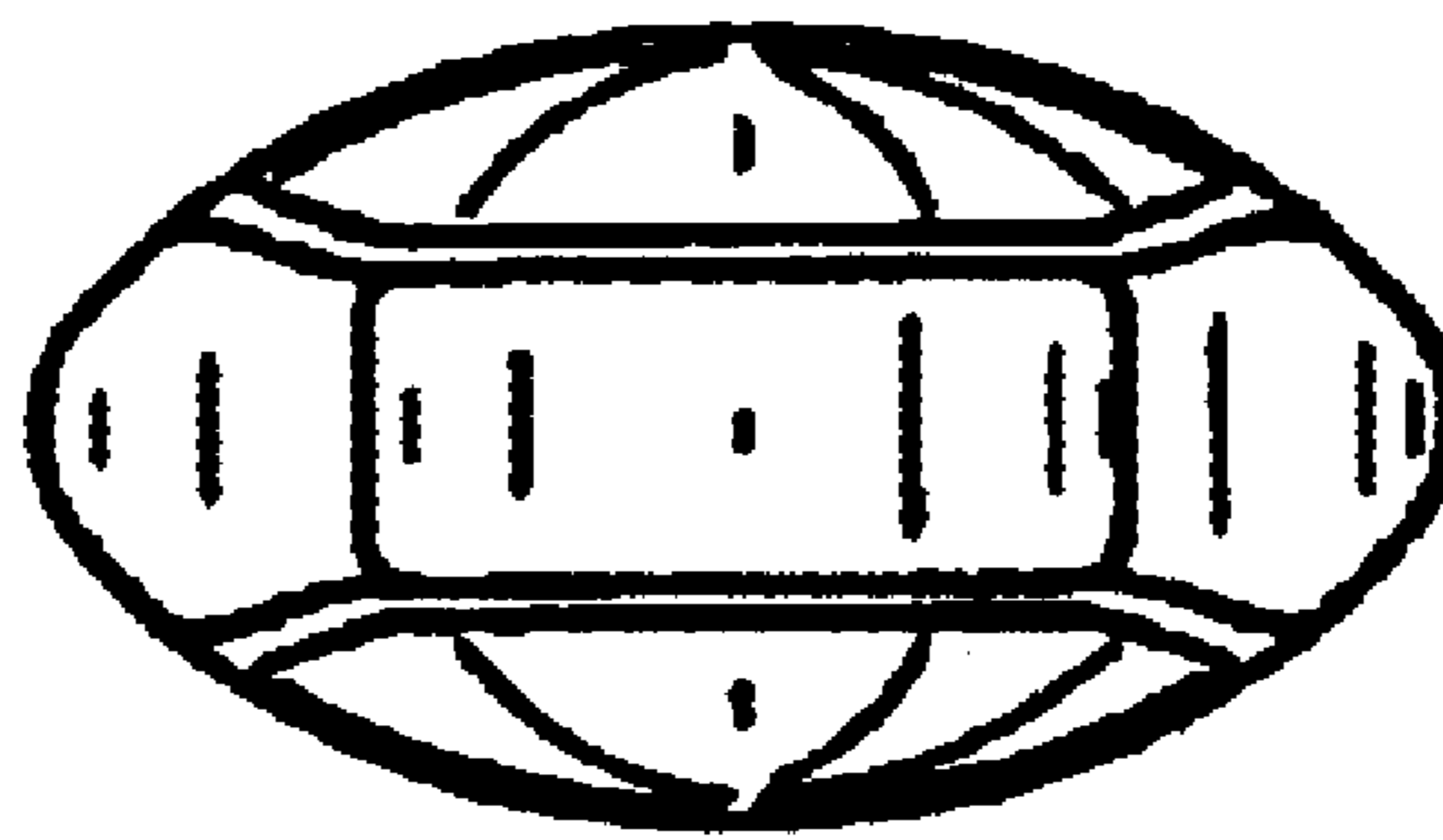


FIG. 2



**FIG. 3**

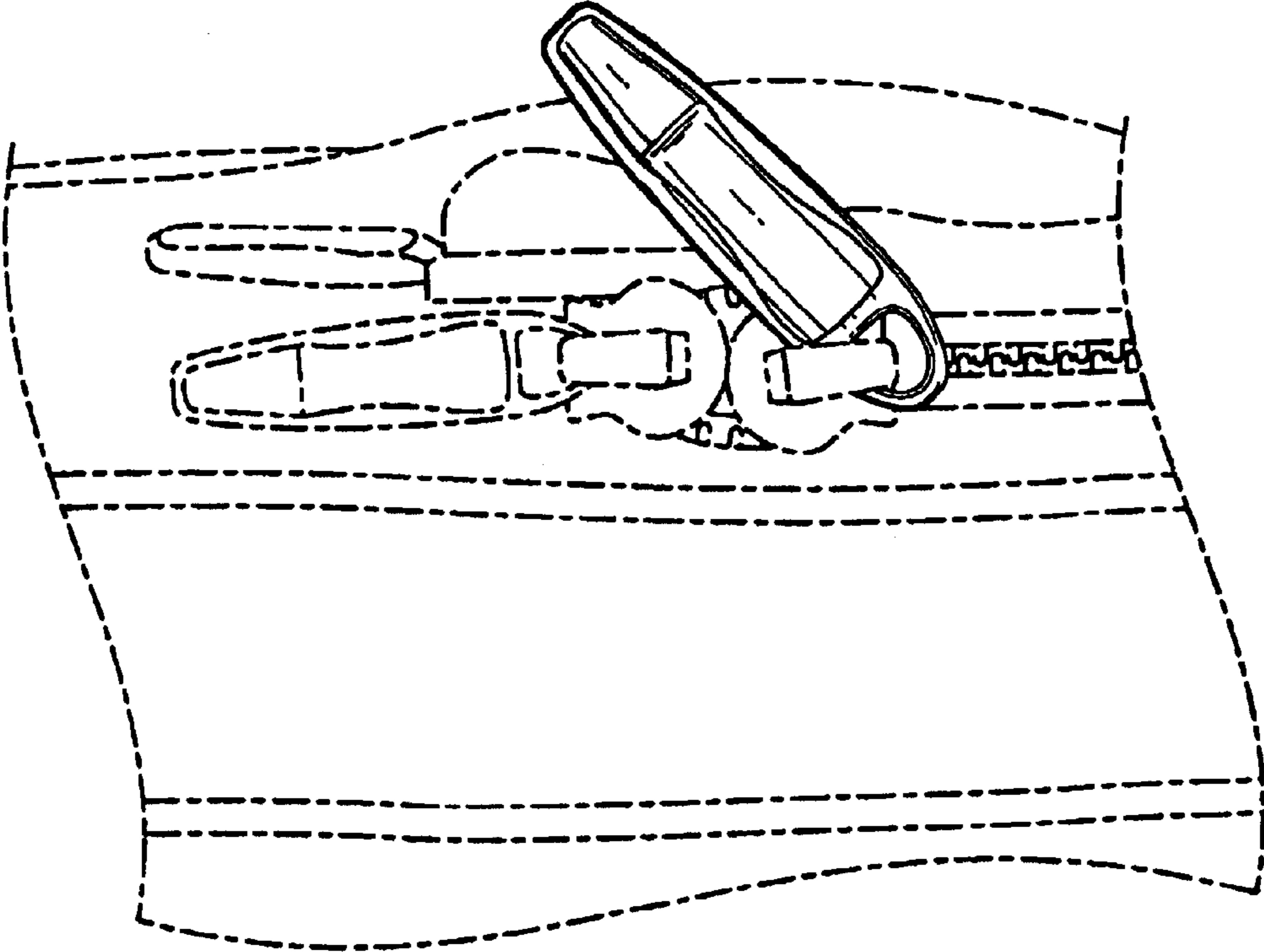


FIG. 4