

US00D500962S

(12) **United States Design Patent**
Namdar

(10) **Patent No.:** **US D500,962 S**

(45) **Date of Patent:** **** Jan. 18, 2005**

(54) **DIAMOND**

(75) **Inventor:** **Avraham Namdar, Savion (IL)**

(73) **Assignee:** **My-Diamond Place Ltd., Nassau (BS)**

(**) **Term:** **14 Years**

(21) **Appl. No.:** **29/185,809**

(22) **Filed:** **Jul. 7, 2003**

(51) **LOC (7) Cl.** **11-01**

(52) **U.S. Cl.** **D11/90**

(58) **Field of Search** D11/1-2, 26-29,
D11/89-92; 63/26-28, 32

(56) **References Cited**

U.S. PATENT DOCUMENTS

- D204,199 S * 3/1966 Westreich D11/90
- D330,873 S * 11/1992 Kaplan D11/90
- D469,033 S * 1/2003 Siebenberg D11/90
- D474,995 S * 5/2003 Mehta D11/90

- D490,014 S * 5/2004 Mehta D11/90
- D492,910 S * 7/2004 Namdar D11/90
- D493,119 S * 7/2004 Goenka et al. D11/90

* cited by examiner

Primary Examiner—Ralf Seifert

(74) *Attorney, Agent, or Firm*—Eitan, Pearl, Latzer & Cohen Zedek LLP

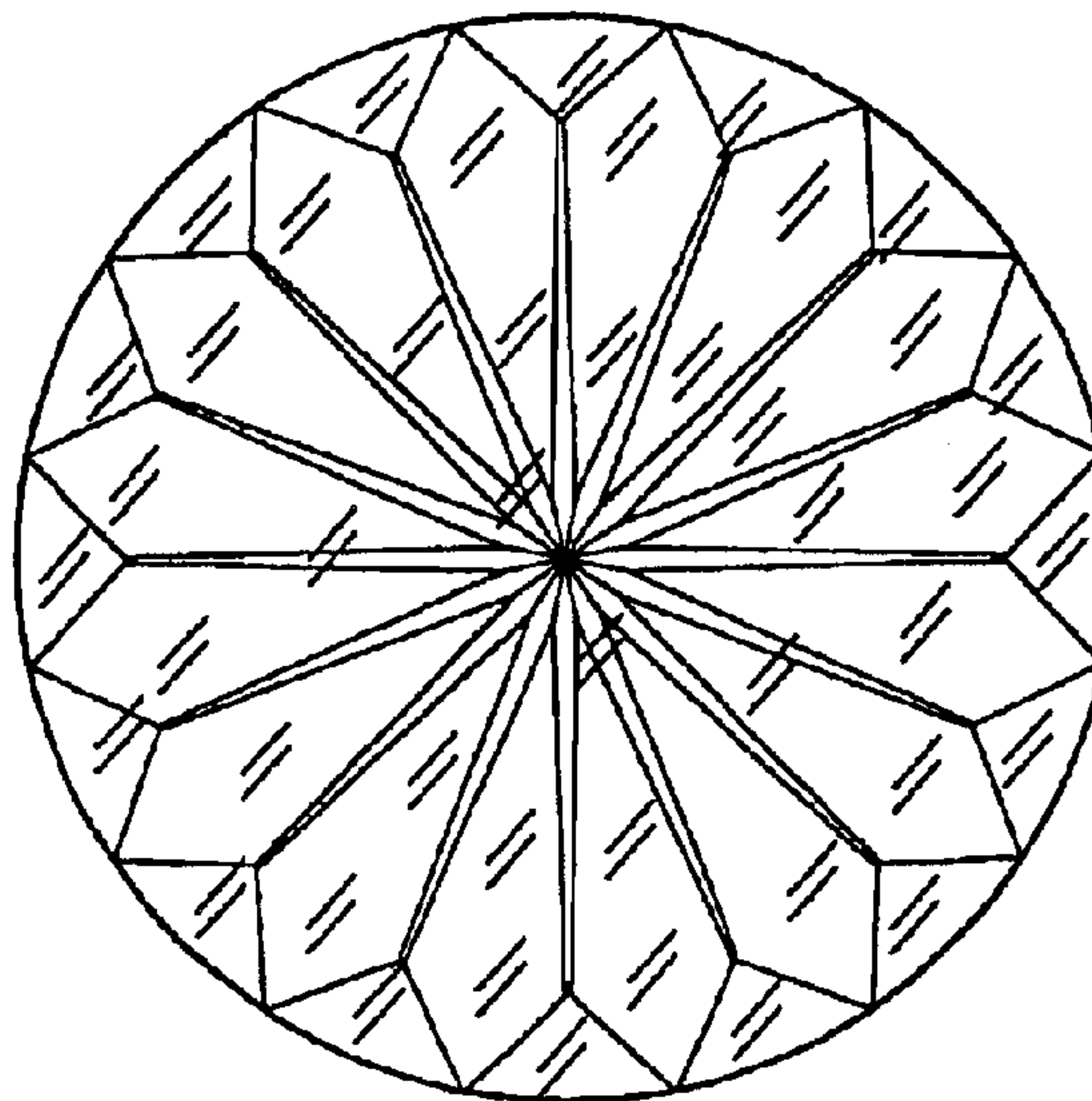

(57) **CLAIM**

The ornamental design for a diamond, as shown and described.

DESCRIPTION

FIG. 1 is a top view of the diamond;
FIG. 2 is a side view of the diamond shown in FIG. 1;
FIG. 3 is a bottom view of the diamond shown in FIG. 1;
and,
FIG. 4 is a perspective view of the diamond shown in FIG. 1.

1 Claim, 2 Drawing Sheets






FIG. 1
TOP VIEW

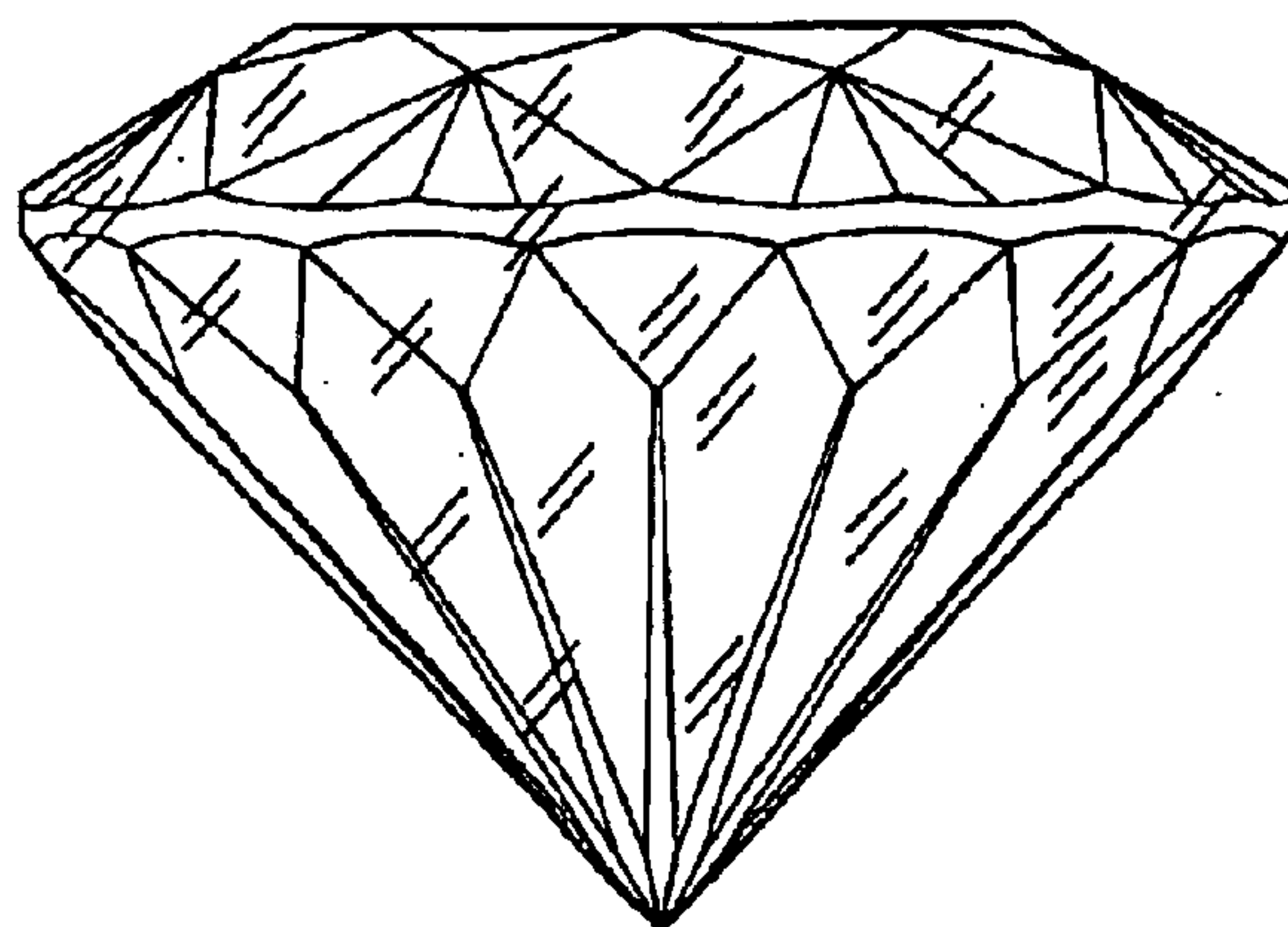


FIG. 2
SIDE VIEW

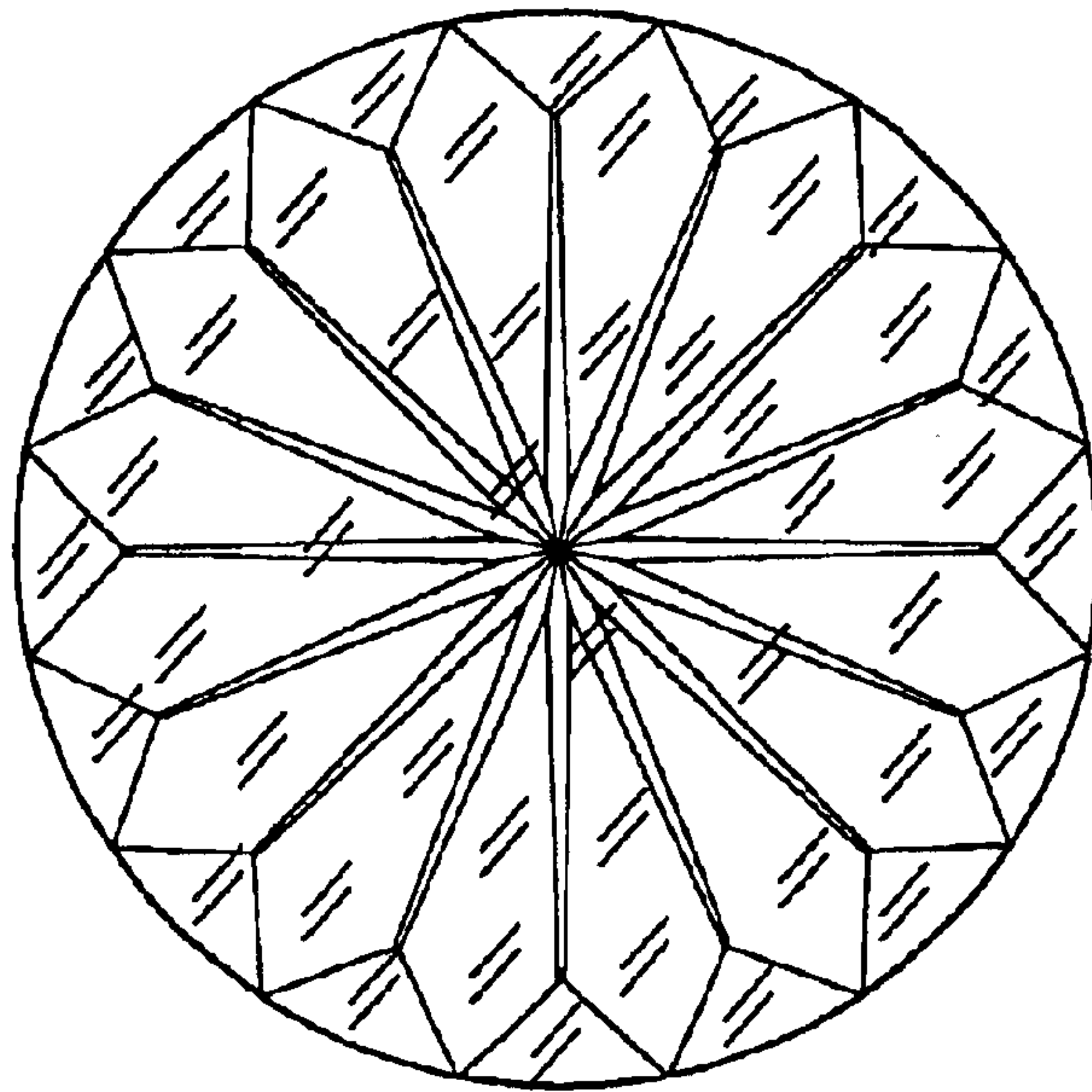


FIG. 3
BOTTOM VIEW

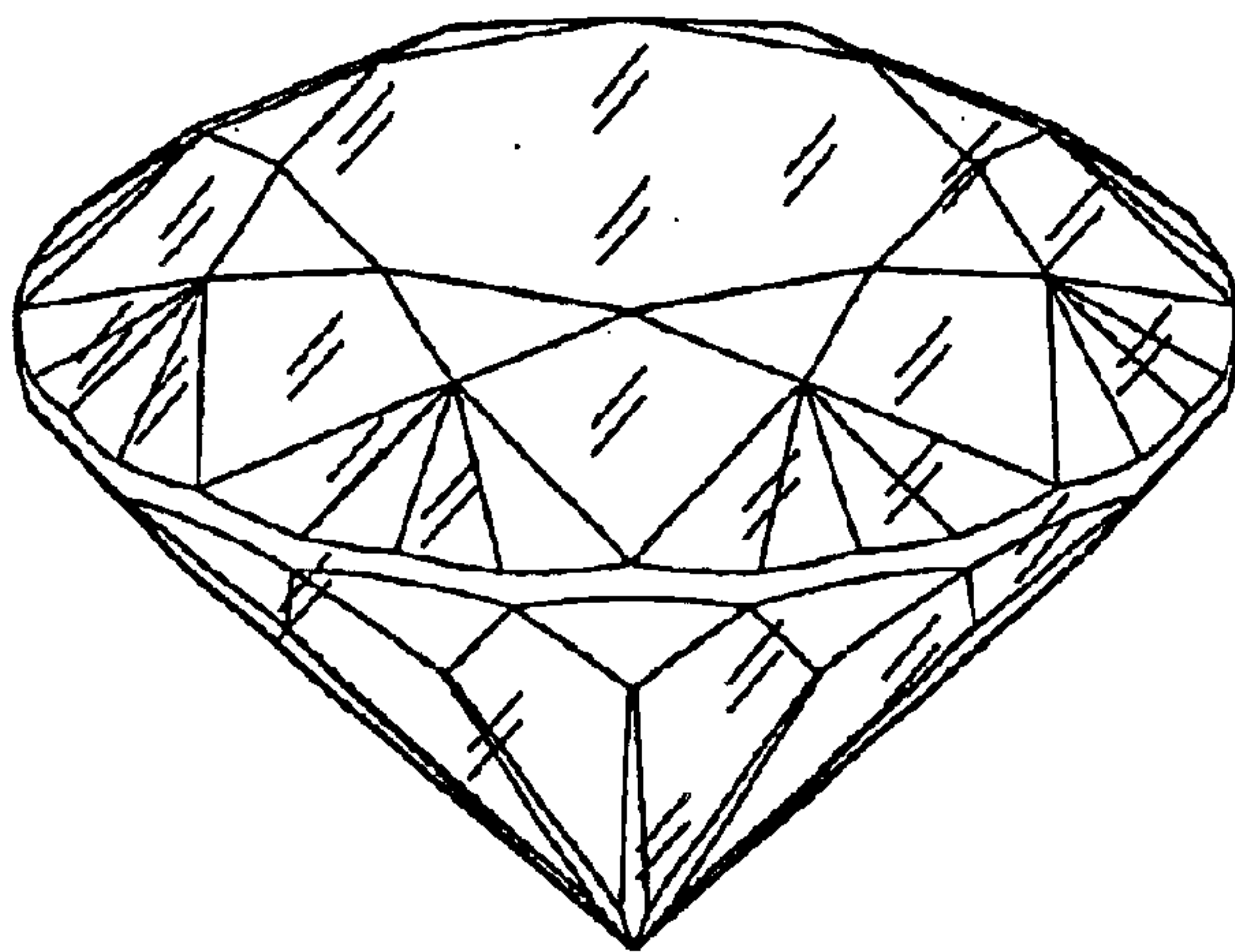


FIG. 4
PERSPECTIVE VIEW