



US00D500937S

(12) **United States Design Patent**
Bravard et al.

(10) **Patent No.: US D500,937 S**
(45) **Date of Patent: ** Jan. 18, 2005**

(54) **STAINLESS STEEL BOWL FOR STAND MIXER**

D437,969 S * 2/2001 Chen D26/131
D442,437 S * 5/2001 Wright D7/543
D473,426 S * 4/2003 Jalet et al. D7/545

(75) Inventors: **Annette D. Bravard**, Pleasant Hill, IA (US); **John C. Thomas**, Newton, IA (US); **Brian K. Linstedt**, Ostrander, OH (US); **Joshua D. Dickman**, Powell, OH (US)

OTHER PUBLICATIONS

Tableware International, Aug. 2002, p. 32, mixer bowl at #4 at bottom right corner of page.*
Tableware International, Aug. 2002, p. 31, mixer bowl at #4 near right center of page.*

(73) Assignee: **Maytag Corporation**, Newton, IA (US)

* cited by examiner

(**) Term: **14 Years**

Primary Examiner—Charles A. Rademaker

(21) Appl. No.: **29/183,057**

(74) *Attorney, Agent, or Firm*—McKee, Voorhees & Sease, P.L.C.

(22) Filed: **Jun. 5, 2003**

(57) **CLAIM**

(51) **LOC (7) Cl.** **07-01**

The ornamental design for a stainless steel bowl for stand mixer, as shown and described.

(52) **U.S. Cl.** **D7/543**

(58) **Field of Search** D7/360, 379, 548–587, D7/545, 543; 220/223.83, 574, 573.1, DIG. 25, 912; 211/74; 493/167; 206/197, 349, 129, 452; D24/220

DESCRIPTION


(56) **References Cited**

U.S. PATENT DOCUMENTS

D184,875 S * 4/1959 Johnson D7/543
D207,233 S * 3/1967 Resler D7/360
D231,303 S * 4/1974 Croyle et al. D7/545
D387,610 S * 12/1997 Hippen et al. D7/379
D414,876 S * 10/1999 Morimoto et al. D24/220

FIG. 1 is an upper perspective view of a Stainless Steel Bowl for Stand Mixer showing our new design; FIG. 2 is a top plan view thereof; FIG. 3 is a bottom plan view thereof; FIG. 4 is a side elevation thereof; and FIG. 5 is a side elevation opposite that shown in FIG. 4. The broken lines are for illustrative purposes only and form no part of the claimed design.

1 Claim, 3 Drawing Sheets



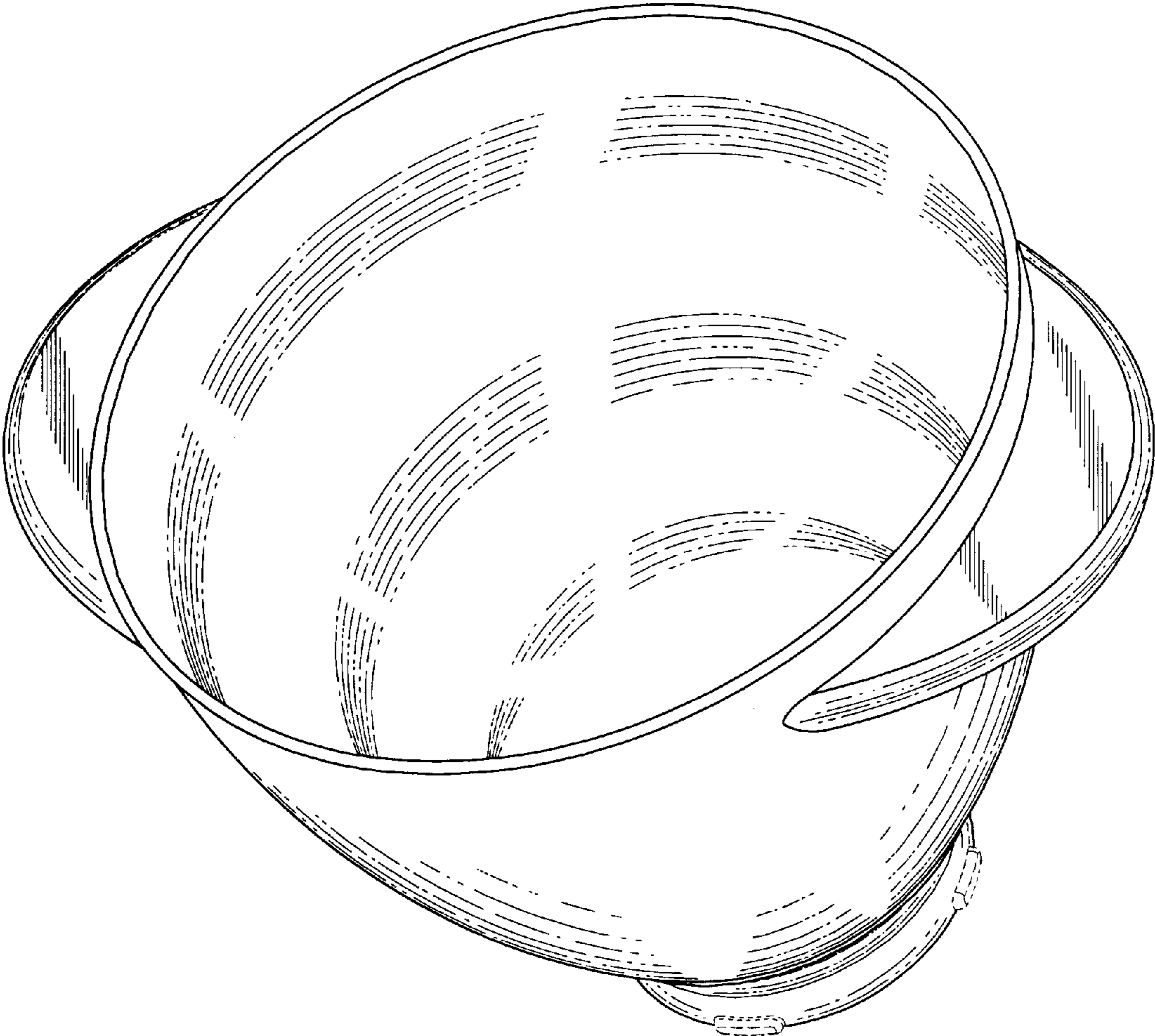


Fig. 1

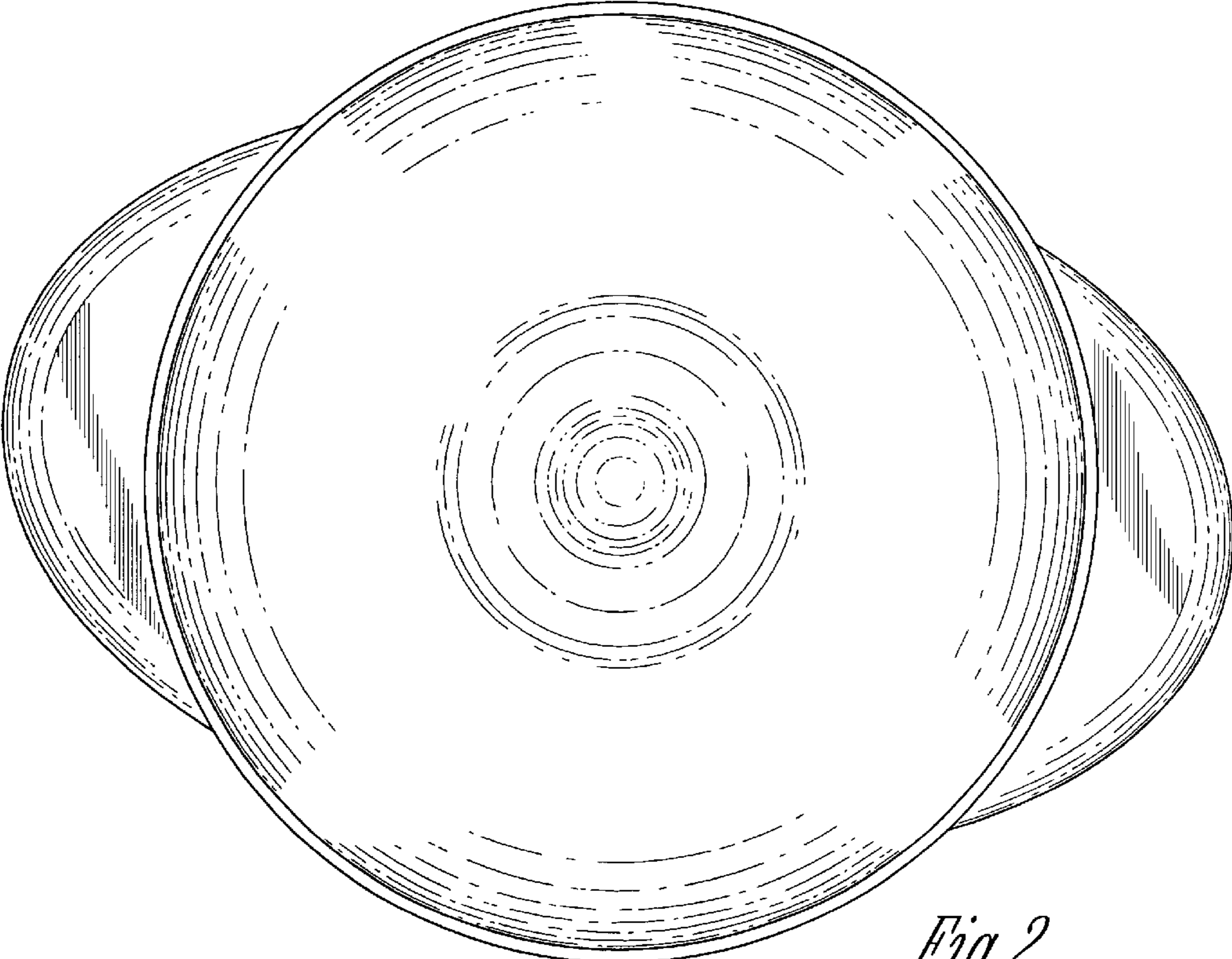


Fig. 2

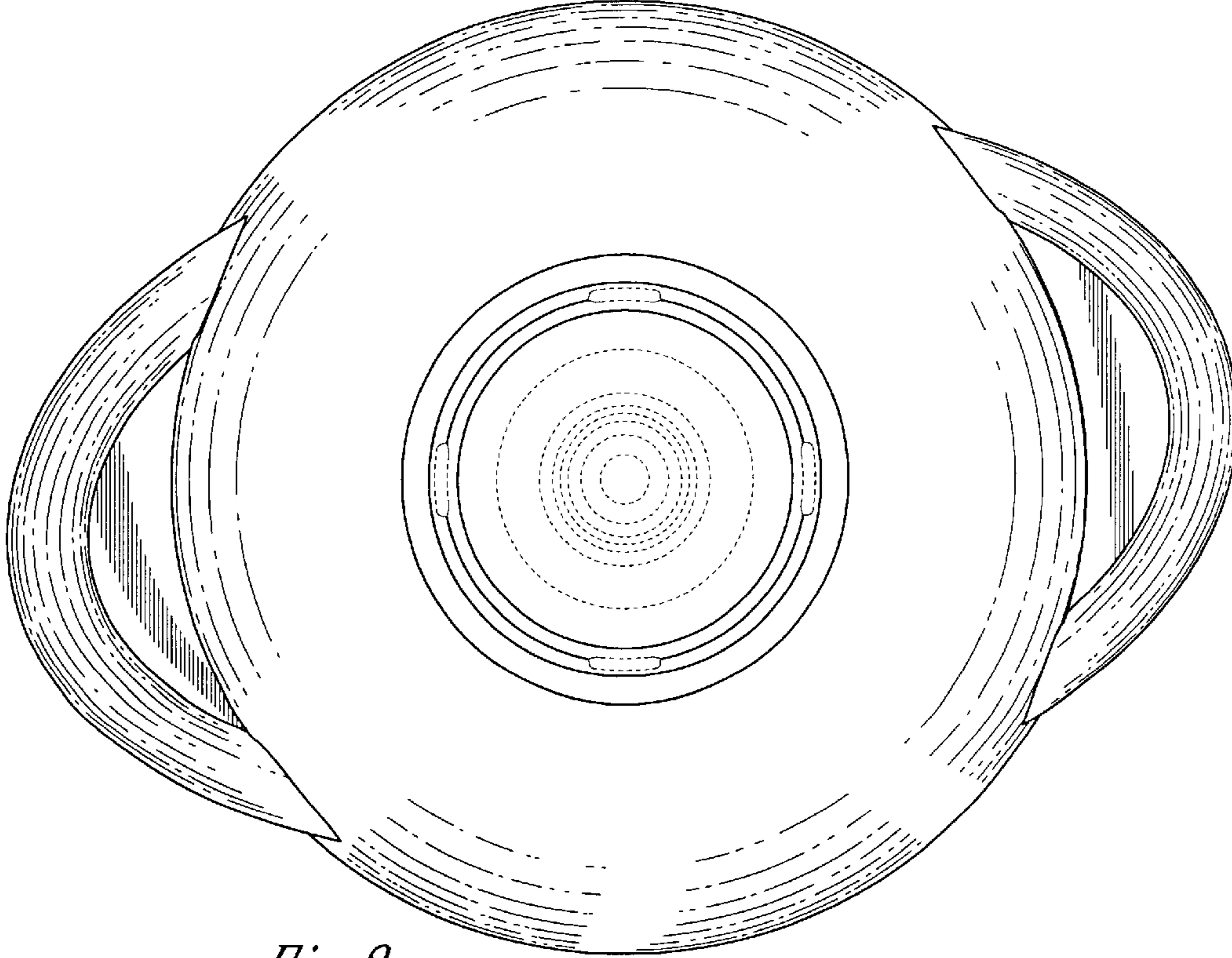


Fig. 3

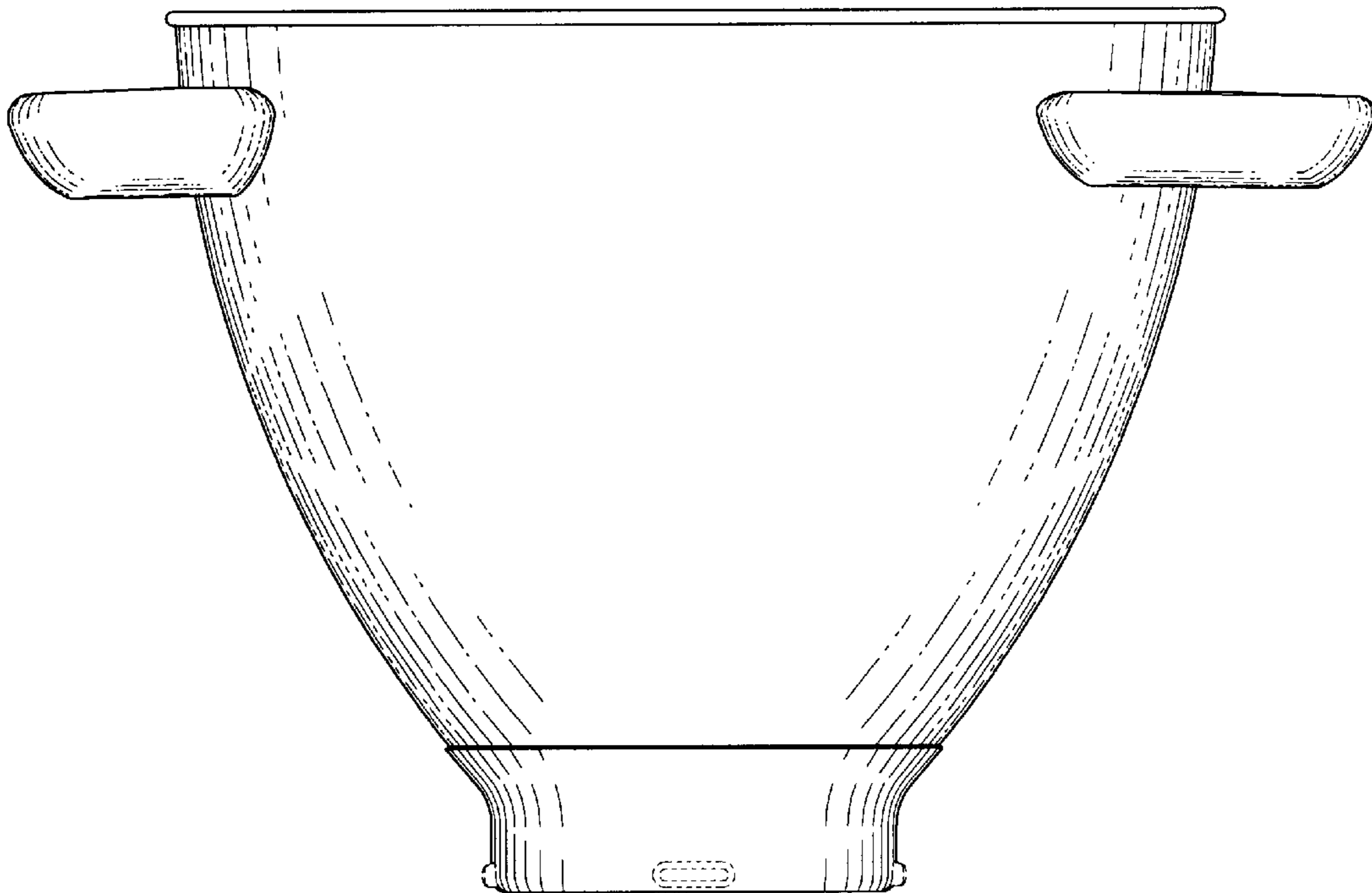


Fig. 4

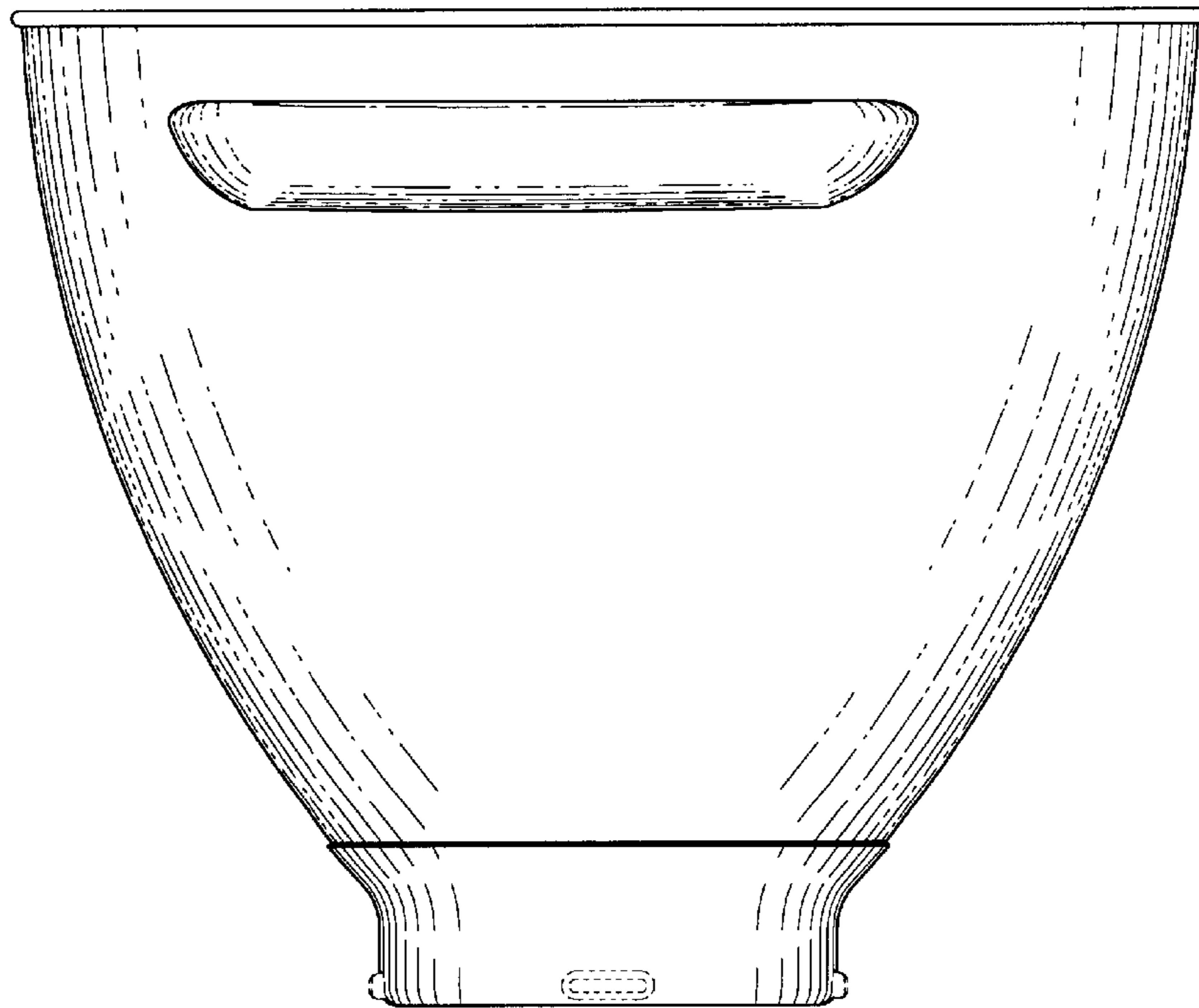


Fig. 5