



US00D500933S

(12) **United States Design Patent**
Burgess

(10) **Patent No.:** **US D500,933 S**
(45) **Date of Patent:** **** Jan. 18, 2005**

- (54) **FURNITURE ORNAMENTATION**
- (75) Inventor: **Donald J. Burgess**, Advance, NC (US)
- (73) Assignee: **Klaussner Corporate Services, Inc.**,
Asheboro, NC (US)
- (**) Term: **14 Years**

- (21) Appl. No.: **29/190,021**
- (22) Filed: **Sep. 12, 2003**
- (51) **LOC (7) Cl.** **06-06**
- (52) **U.S. Cl.** **D6/503; D6/491; D6/505**
- (58) **Field of Search** **D6/382-395, 505-508;**
5/53.1, 279.1, 280, 281, 907

(56) **References Cited**

U.S. PATENT DOCUMENTS

D28,769 S	*	5/1898	Baldwin	D6/388
D373,260 S	*	9/1996	James	D6/393
D373,660 S	*	9/1996	Gates	D30/124
D459,608 S	*	7/2002	O'Hare et al.	D6/393
D487,999 S	*	4/2004	Roser	D6/393

* cited by examiner

Primary Examiner—Janice E. Seeger
(74) *Attorney, Agent, or Firm*—Kilpatrick Stockton LLP

(57) **CLAIM**

The ornamental design for furniture ornamentation, as shown and described.

DESCRIPTION


FIG. 1 is a front elevational view of a furniture ornamentation, showing my new design; the broken lines are for environmental purposes only and form no part of the claimed design.

FIG. 2 is a perspective view of the embodiment of the three-panel furniture configuration in FIG. 1. The broken lines are for purposes of showing the environment of a bed.

FIG. 3 is a front view of a three-panel furniture configuration having the twig pattern shown in another embodiment of the present invention. The broken lines are for purposes of showing the environment of a bed; and,

FIG. 4 is a perspective view of the embodiment of the three-panel furniture configuration in FIG. 3. The broken lines are for purposes of showing the environment of a bed.

1 Claim, 4 Drawing Sheets






Fig. 1

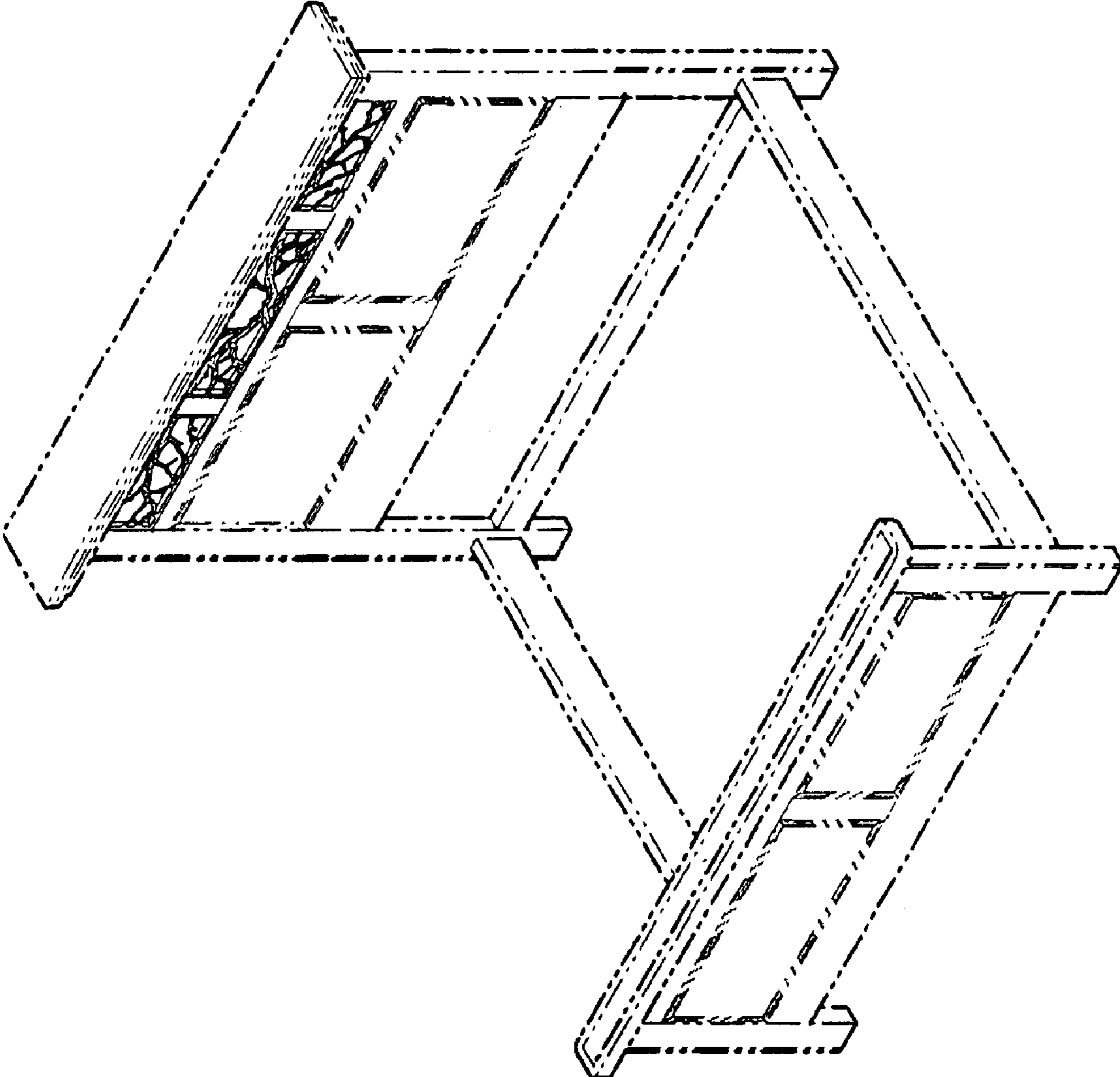


Fig. 2




Fig. 3

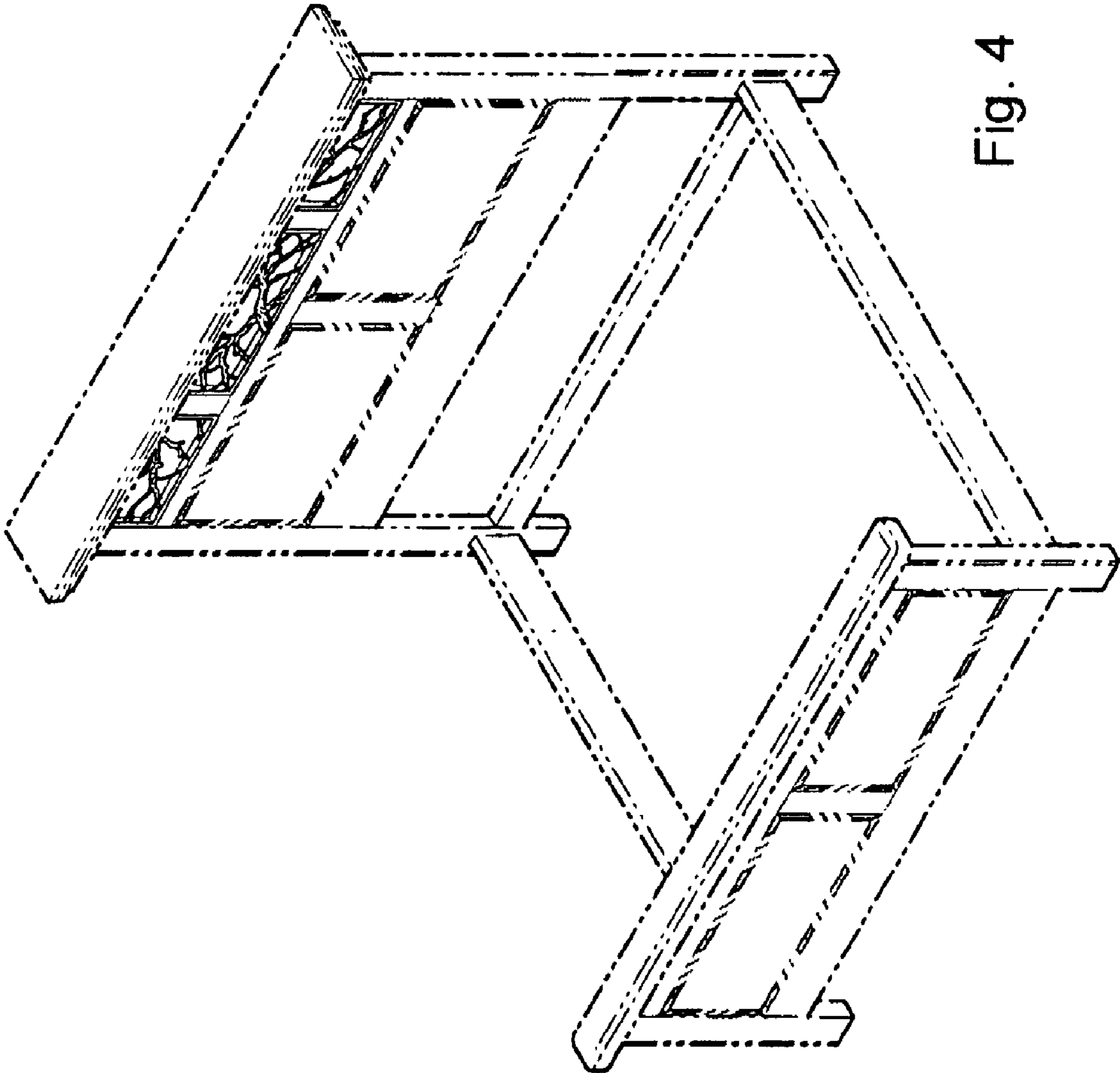


Fig. 4