

US00D500910S

(12) **United States Design Patent**
Akagi

(10) **Patent No.:** **US D500,910 S**
(45) **Date of Patent:** **** Jan. 18, 2005**

(54) **GLOVE**

D294,984 S * 3/1988 Green D29/117.1

(76) **Inventor:** **Shigeki Akagi**, c/o Kabushikikaisha
Marukatsu 807-3 JOGE.cho,
Kounu-gun, Hiroshima, 729-3431 (JP)

* cited by examiner

(**) **Term:** **14 Years**

Primary Examiner—Robert A. Delehanty
(74) *Attorney, Agent, or Firm*—Flynn, Thiel, Boutell &
Tanis, P.C.

(21) **Appl. No.:** **29/198,399**

(22) **Filed:** **Jan. 29, 2004**

(57) **CLAIM**

The ornamental design of a glove, as shown and described.

(30) **Foreign Application Priority Data**

Oct. 1, 2003 (JP) 2003-028834

DESCRIPTION

(51) **LOC (7) Cl.** **02-06**

(52) **U.S. Cl.** **D2/617**

(58) **Field of Search** D29/113, 117.1,
D29/117.2, 122-123; D2/610, 623, 613-621,
999; D24/190; 2/16, 20, 159, 116.1-116.8,
910, 917


FIG. 1 is a front view of a glove showing my new design;
FIG. 2 is a rear view thereof;
FIG. 3 is a plan view thereof;
FIG. 4 is a bottom view thereof;
FIG. 5 is a right-side view thereof; and,
FIG. 6 is a left-side view thereof.

(56) **References Cited**

U.S. PATENT DOCUMENTS

3,096,523 A * 7/1963 Bruchas 2/159

1 Claim, 6 Drawing Sheets






FIG. 1




FIG. 2



FIG. 3



FIG. 4




FIG. 5




FIG. 6