

US00D500909S

(12) **United States Design Patent**  
**Luciano et al.**

(10) **Patent No.: US D500,909 S**  
(45) **Date of Patent: \*\* Jan. 18, 2005**

(54) **PAIR OF RALLY PADS**

(76) Inventors: **Hector V. Luciano**, 743 Dauphin Rd.,  
Vineland, NJ (US) 08361; **Richard**  
**Gruff**, 25 Belleplain Rd., Leesburg, NJ  
(US) 08327

(\*\*) Term: **14 Years**

(21) Appl. No.: **29/194,229**

(22) Filed: **Nov. 20, 2003**

(51) **LOC (7) Cl.** ..... **02-06**

(52) **U.S. Cl.** ..... **D2/615**

(58) **Field of Search** ..... D2/610, 613-615,  
D2/622-623, 999; D29/113, 118, 119, 122;  
2/16, 20, 158-159, 116.1, 910, 917; D21/314-315,  
328, 788, 780-781; D20/23, 29; D28/63

(56) **References Cited**

**U.S. PATENT DOCUMENTS**

456,230 A \* 7/1891 Wilson ..... D28/63  
D40,144 S \* 7/1909 Clungeon ..... D20/29  
D262,719 S \* 1/1982 Dweck ..... D21/328

D313,496 S \* 1/1991 Pesta ..... D29/118  
D322,633 S \* 12/1991 Sweeting et al. .... D2/615  
D414,212 S \* 9/1999 Palardis ..... D20/29  
6,108,817 A \* 8/2000 Kostelac ..... 2/159

\* cited by examiner

*Primary Examiner*—Robert A. Delehanty  
(74) *Attorney, Agent, or Firm*—Stuart M. Goldstein

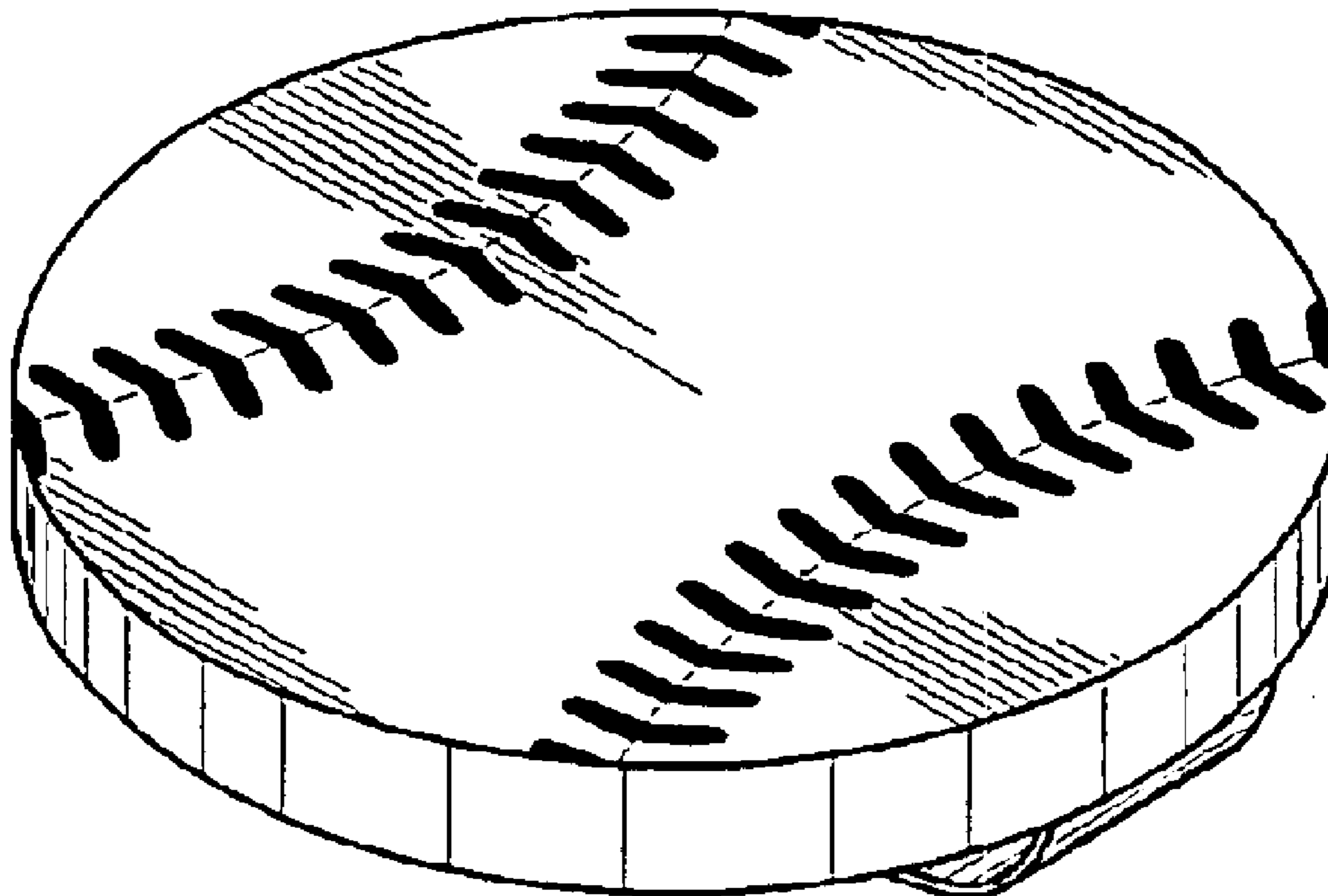
(57) **CLAIM**

The ornamental design for a pair of rally pads, as shown and described.

**DESCRIPTION**

FIG. 1 is a perspective view of one of the pair of rally pads showing my new design separately for clarity of illustration, it being understood the second of the pair is identical; FIG. 2 is a top view of the rally pad shown in FIG. 1. FIG. 3 is a bottom view of the rally pad shown in FIG. 1. FIG. 4 is a side view of the rally pad shown in FIG. 1; and, FIG. 5 is another side view of the rally pad, turned 90 degrees from the view which is shown in FIG. 4.

**1 Claim, 1 Drawing Sheet**



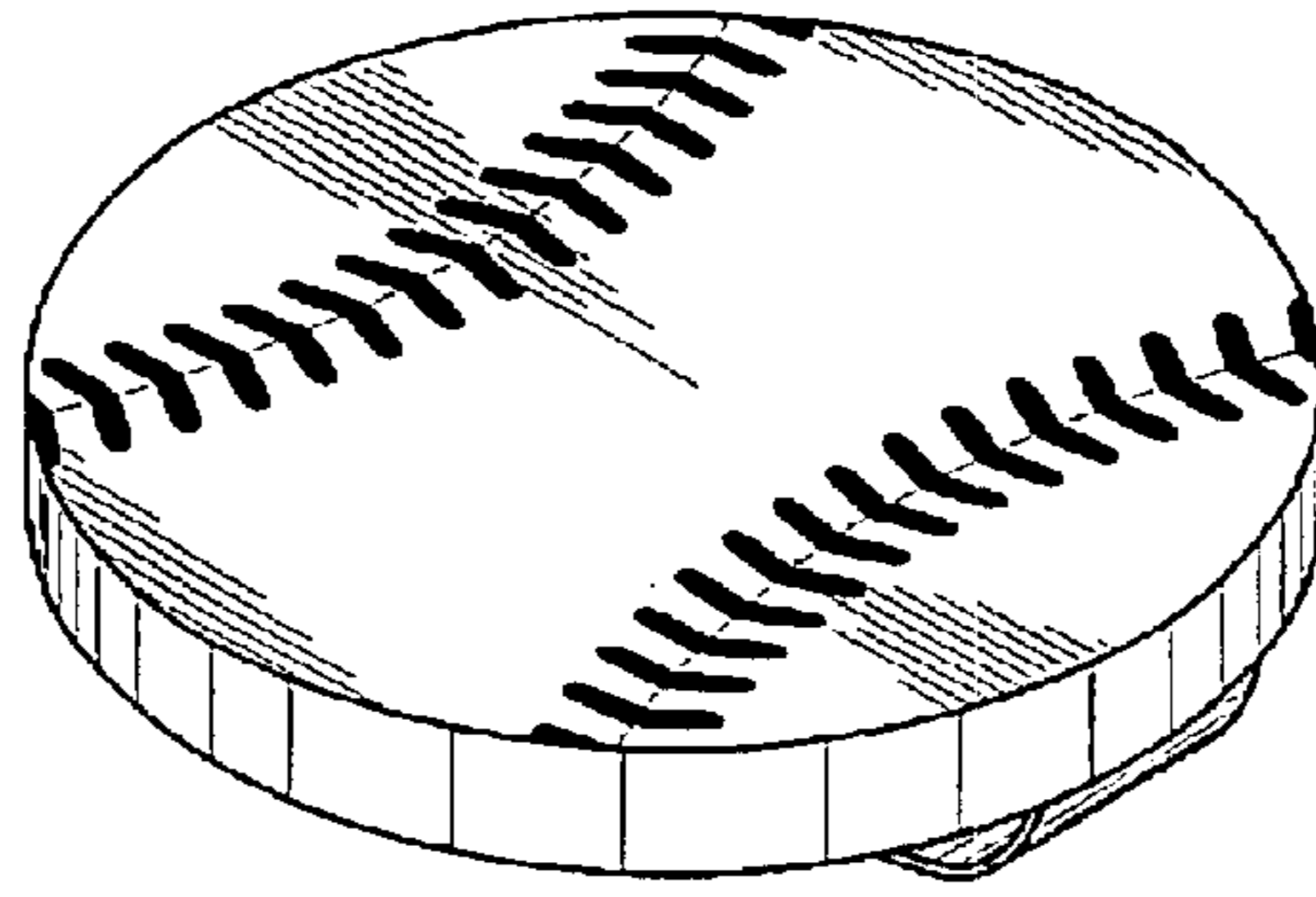


FIG. 1




FIG. 2

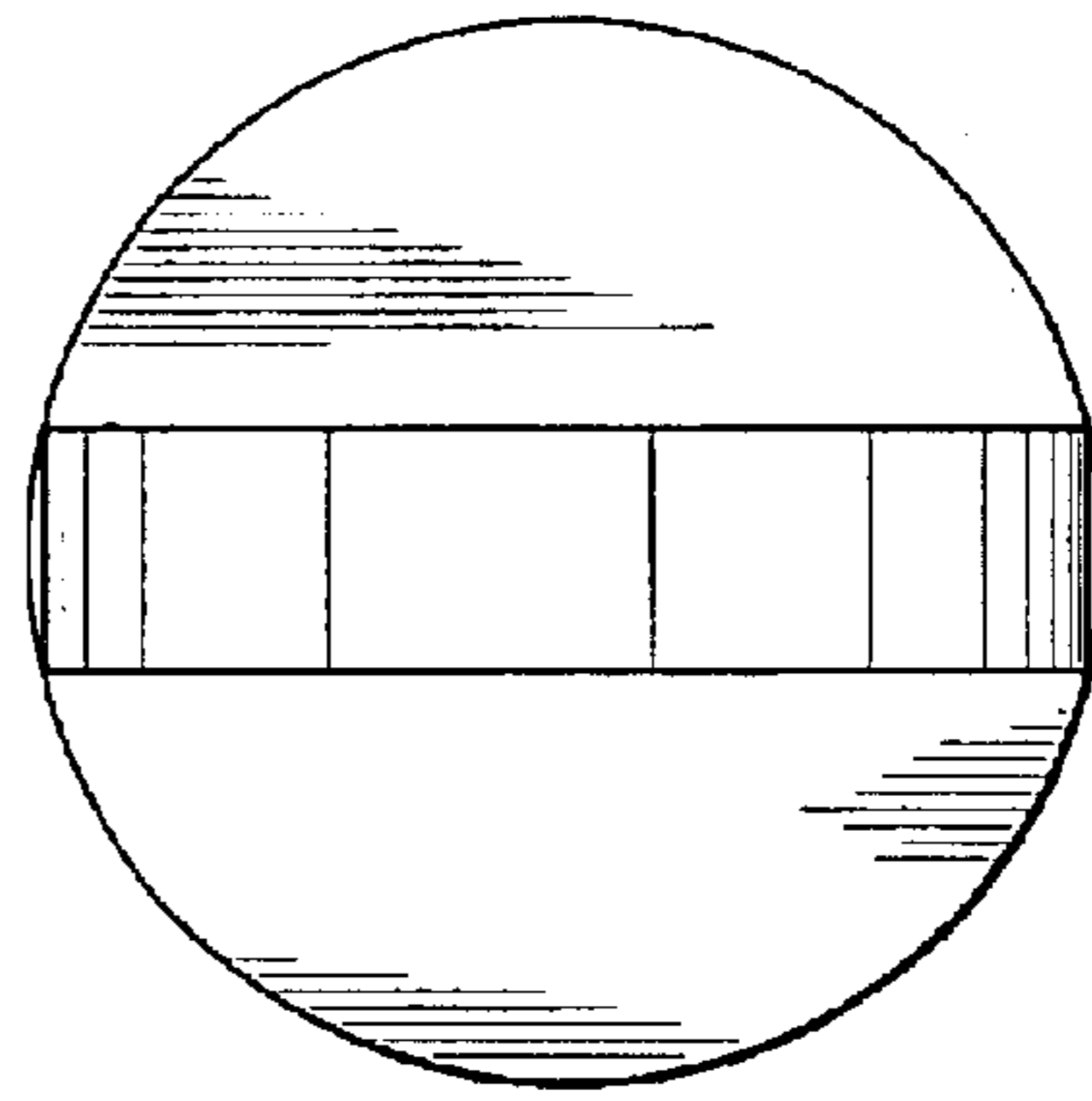


FIG. 3

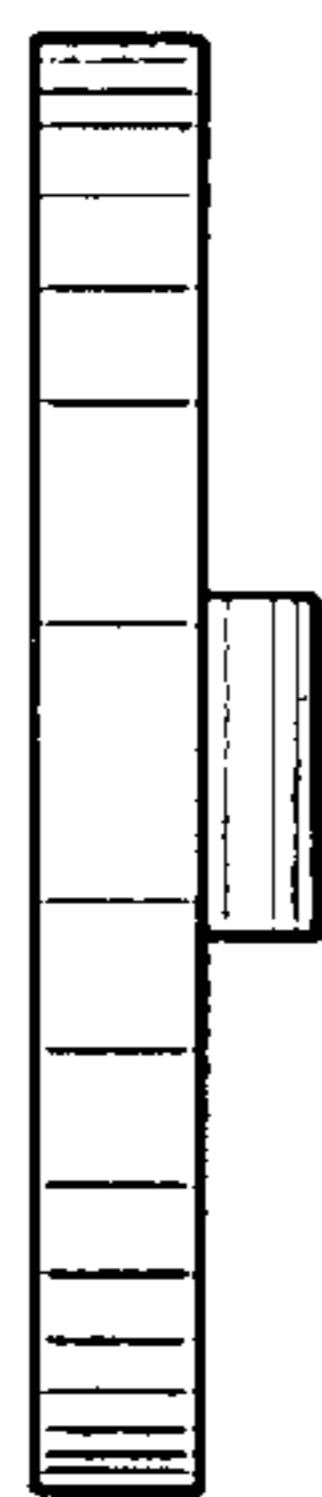


FIG. 4



FIG. 5