

US00D500900S

(12) **United States Design Patent**  
**Shim**

(10) **Patent No.:** **US D500,900 S**

(45) **Date of Patent:** **\*\* Jan. 11, 2005**

(54) **SPORTS GLOVE WITH PERFORATIONS IN VENTRAL SURFACE**

5,117,509 A \* 6/1992 Bowers ..... 2/161.1  
D347,910 S 6/1994 DeFusco  
5,787,506 A 8/1998 Wilder et al.  
6,081,928 A 7/2000 Bourne  
6,122,769 A 9/2000 Wilder et al.

(76) Inventor: **Chun-Suk Shim**, 231-7 Junggok-dong Kwangj in-ku, Seoul (KR)

(\*\*) Term: **14 Years**

**OTHER PUBLICATIONS**

E-Force Brochure, 2001-2002, 1 pg.

(21) Appl. No.: **29/182,505**

\* cited by examiner

(22) Filed: **May 27, 2003**

(51) **LOC (7) Cl.** ..... **29-02**

*Primary Examiner*—Robert A. Delehanty

(52) **U.S. Cl.** ..... **D29/123**

(74) *Attorney, Agent, or Firm*—Daspin & Aument, LLP; Jefferson Perkins

(58) **Field of Search** ..... D29/113, 117.1, D29/117.2, 122-123; D2/610, 623, 613-621, 999; D24/190; 2/16, 20, 159, 116.1-116.8, 910, 917

(57) **CLAIM**

The ornamental design for a sports glove with perforations in ventral surface, as shown and described.

(56) **References Cited**

**DESCRIPTION**

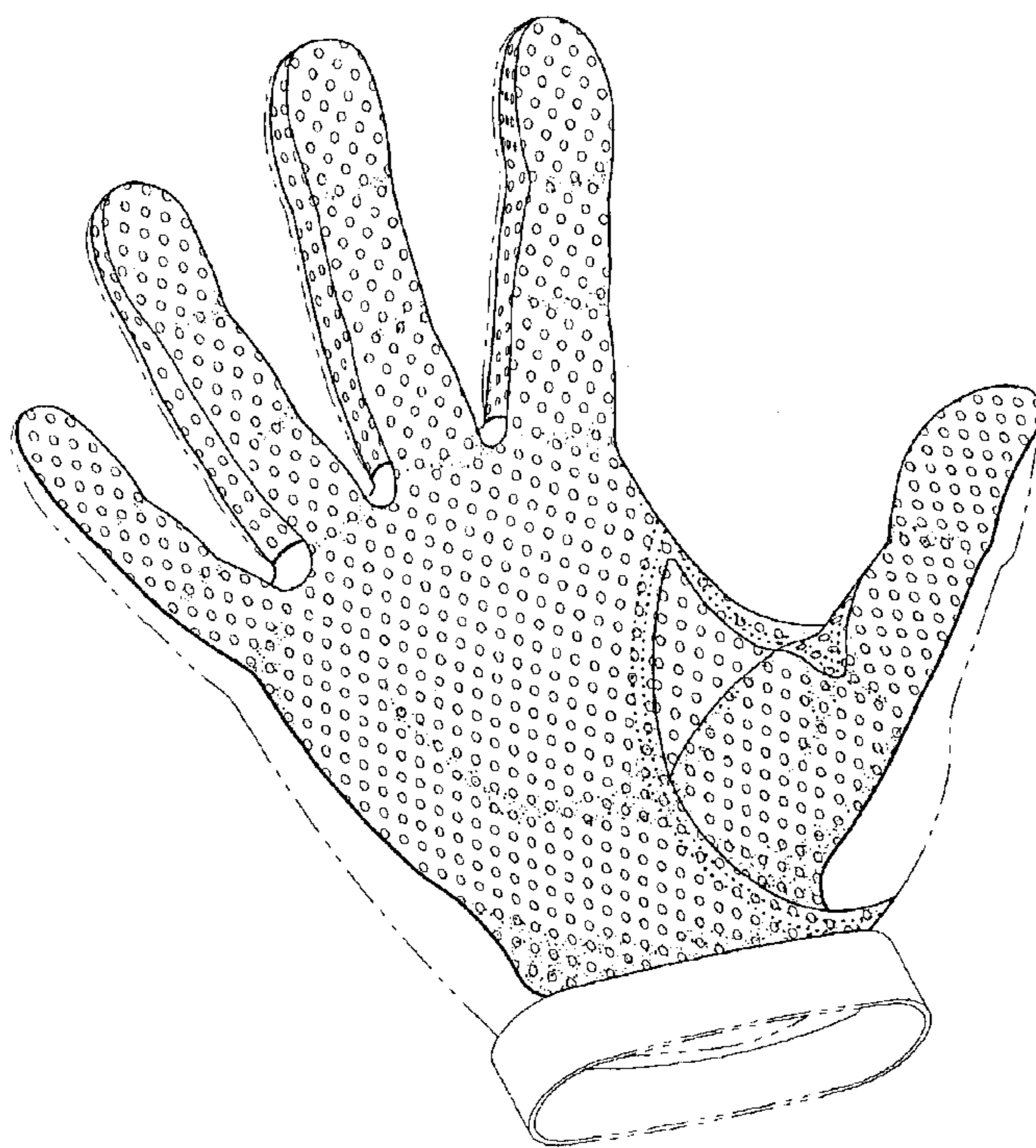
**U.S. PATENT DOCUMENTS**

2,293,347 A	8/1942	Lindfelt
2,309,476 A	1/1943	Patterson, Jr.
2,559,788 A	7/1951	Patterson, Jr.
2,566,580 A	9/1951	Patterson, Jr.
2,708,753 A	5/1955	Kennedy
2,831,196 A	4/1958	Schelber
2,838,759 A	6/1958	Tassle
2,858,542 A	11/1958	Ogg
2,913,729 A	11/1959	Wisenburg
3,031,680 A	5/1962	Compiano
3,626,515 A	12/1971	Murray
3,649,967 A	3/1972	Millman
4,224,692 A	9/1980	Sundberg
RE31,538 E	3/1984	Antonious
4,751,749 A	6/1988	Cowhey

FIG. 1 is a front elevational view of my design in an unstretched condition, environmental structure herein being shown in phantom line and forming no part of my design; FIG. 2 is a front perspective view of the design shown in FIG. 1 as shown on a hand of a user in a stretched condition; FIG. 3 is a front elevational view of the design shown in FIG. 2; FIG. 4 is a right side elevational view of the design shown in FIG. 2; and, FIG. 5 is a left side elevational view of the design shown in FIG. 2.

The broken line showing of a the back side of the glove is for illustrative purposes only and forms no part of the claimed design.

**1 Claim, 4 Drawing Sheets**



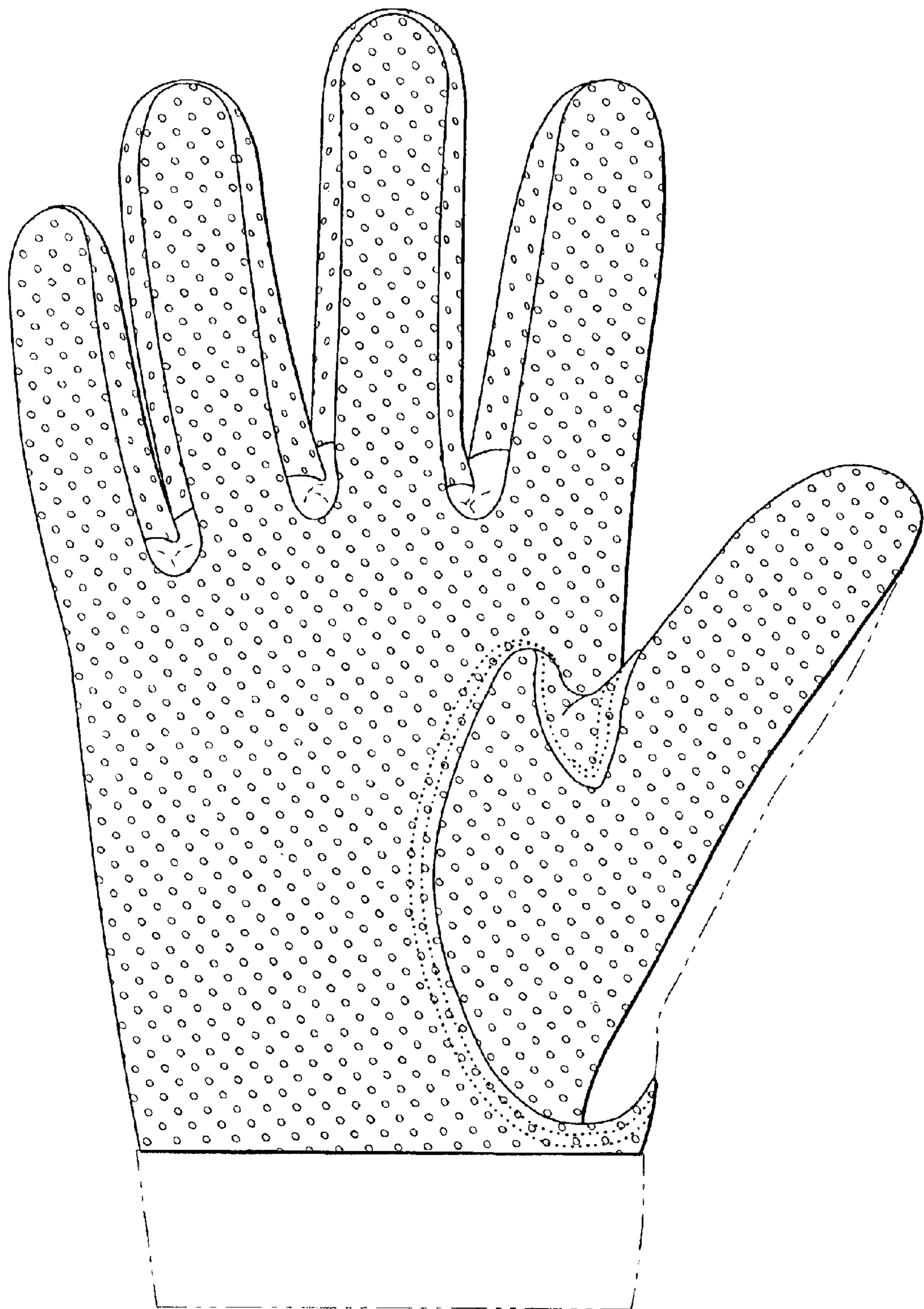


FIG. 1

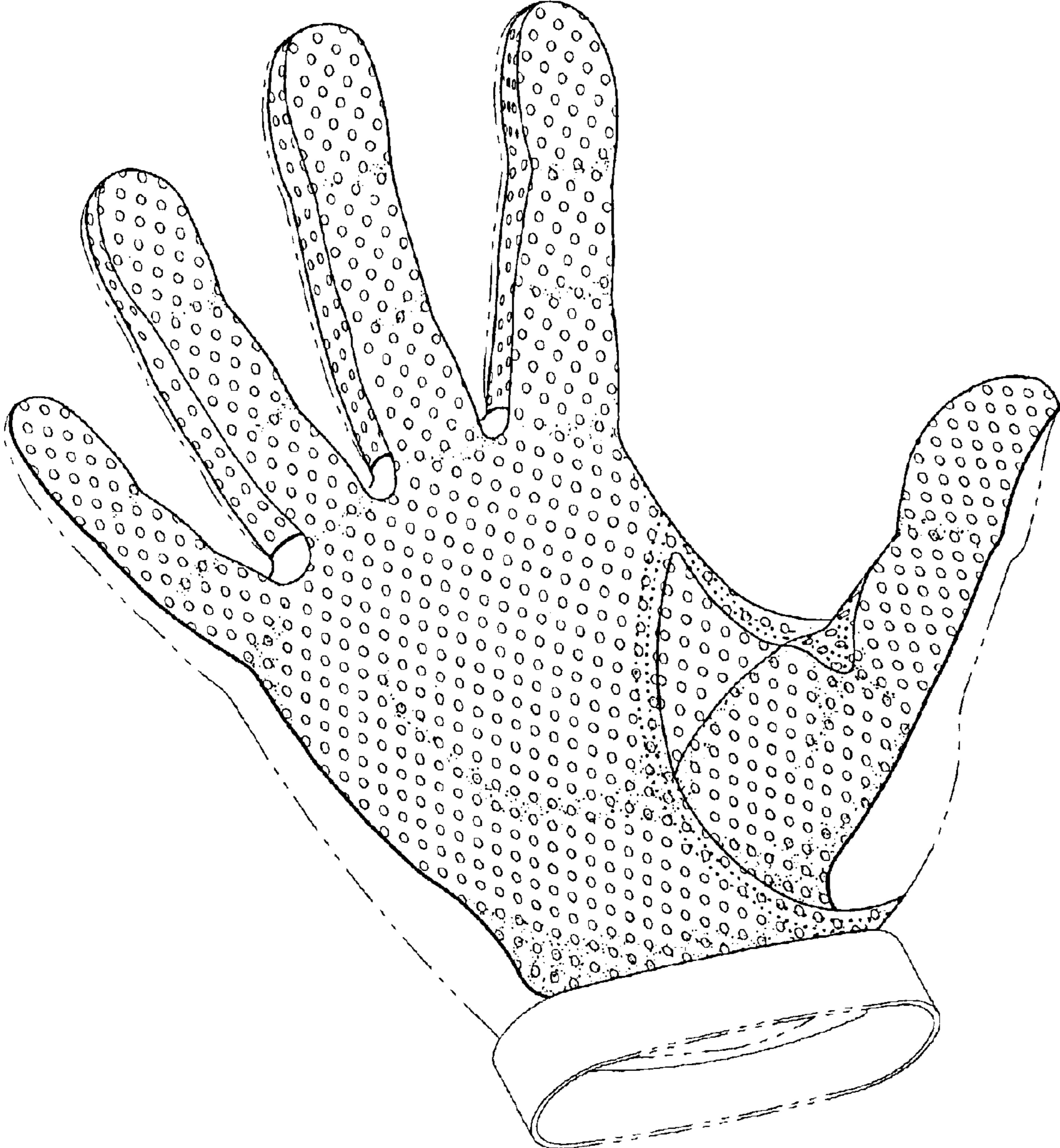


FIG. 2

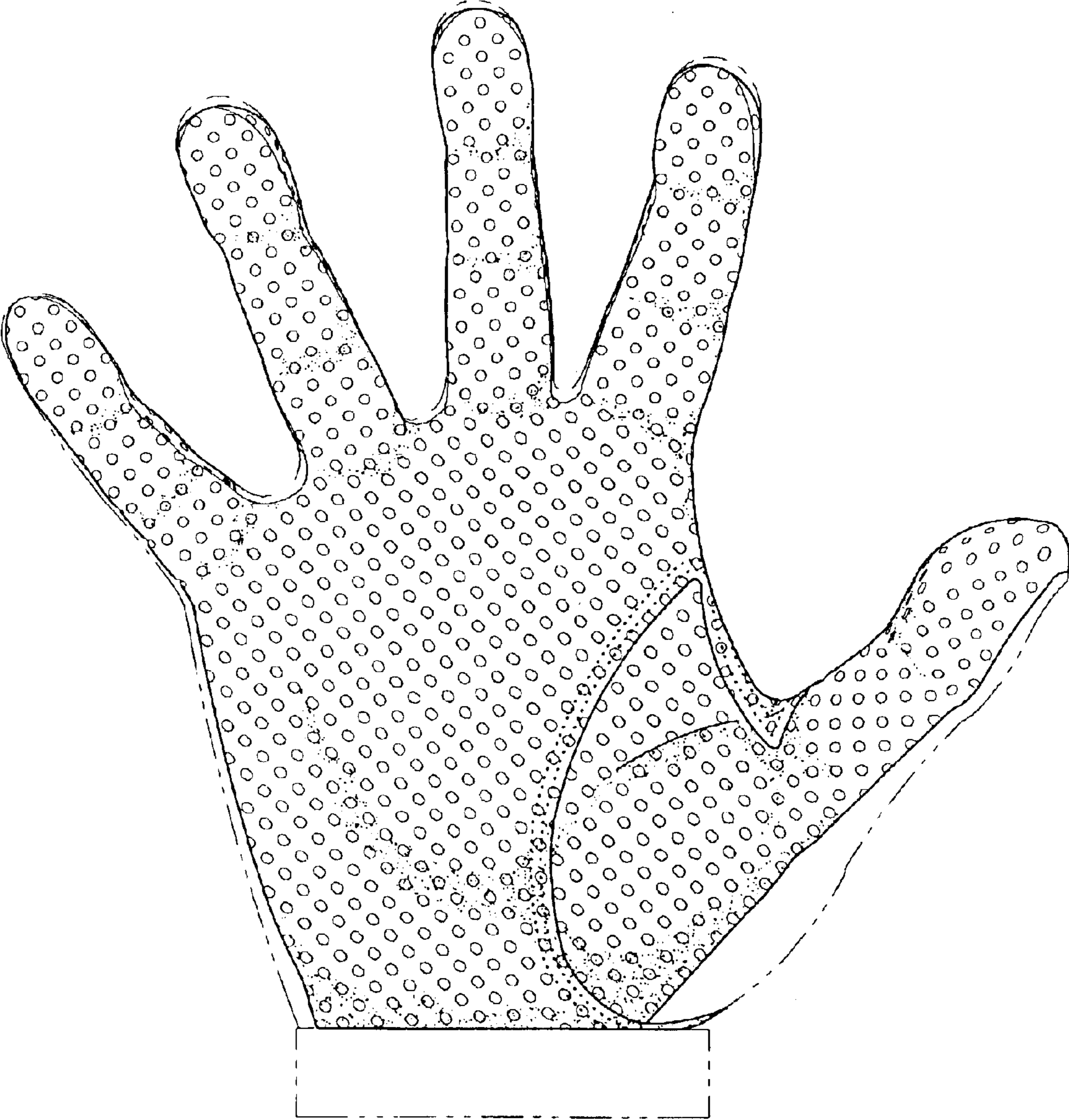


FIG. 3

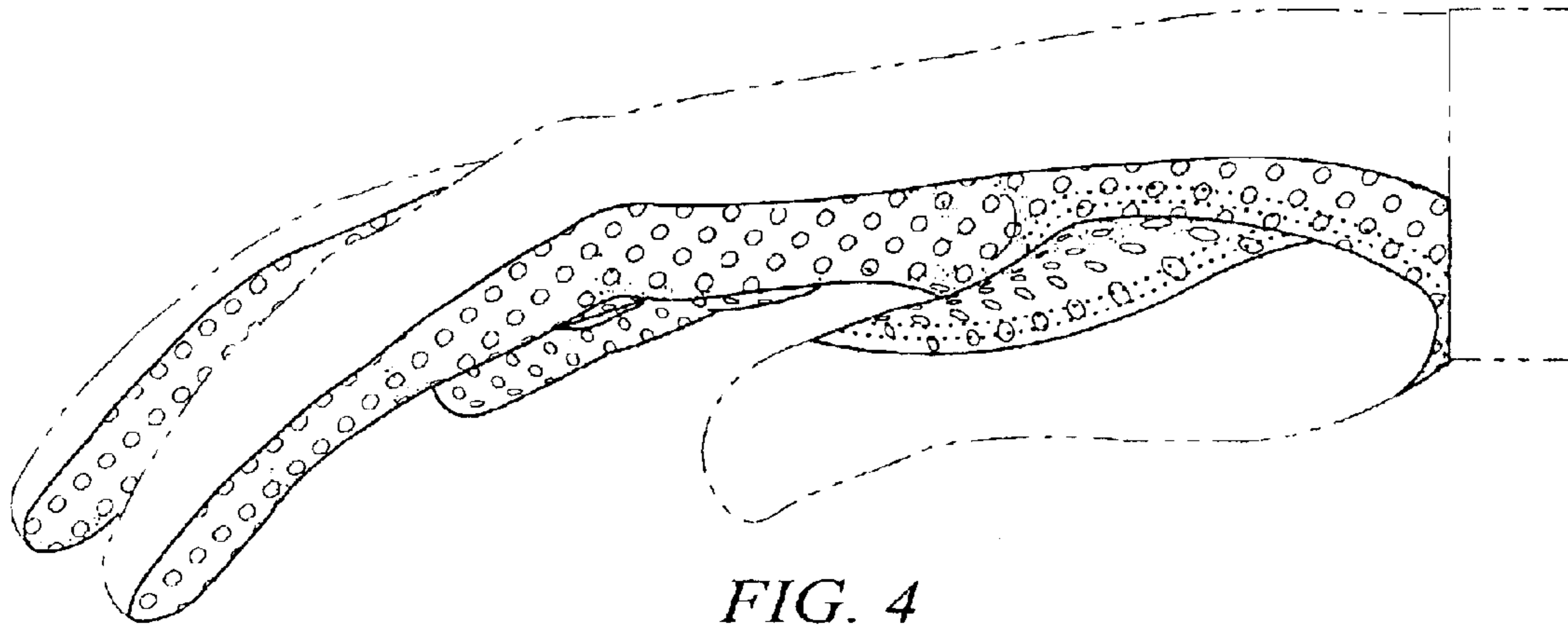


FIG. 4

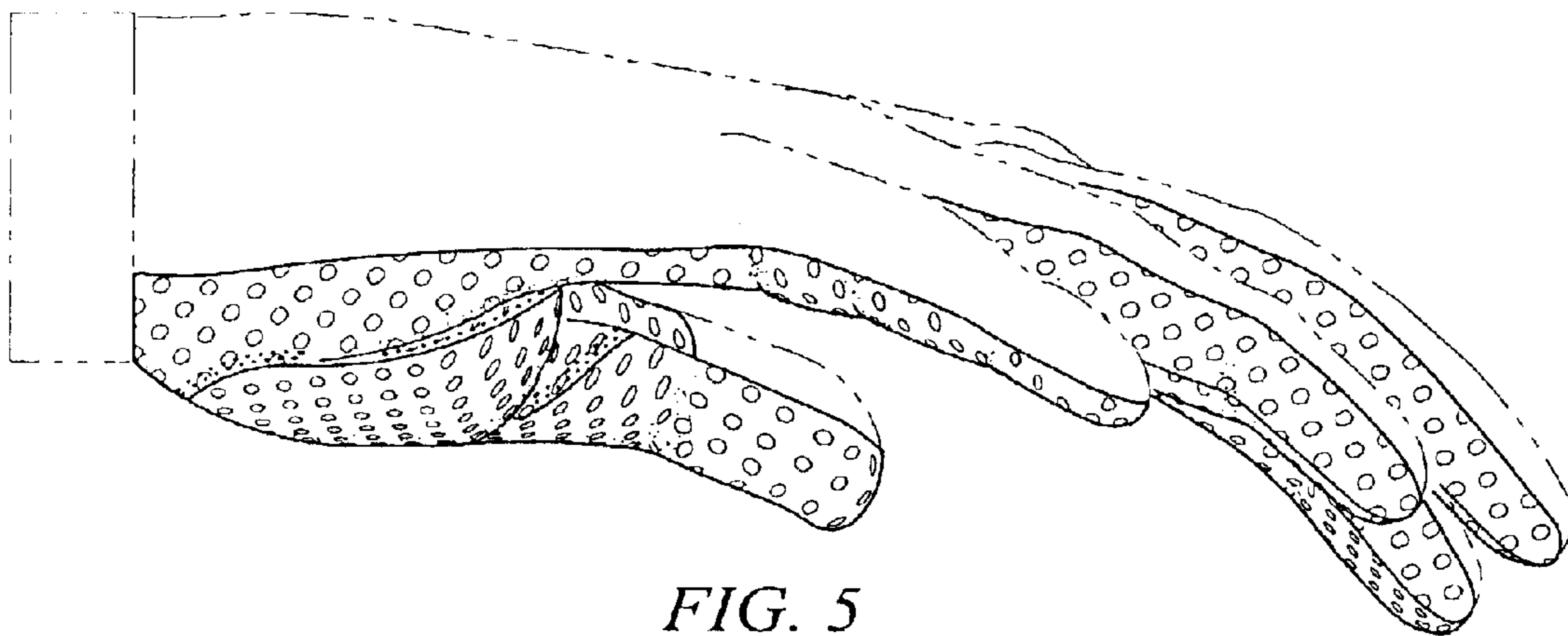


FIG. 5