

US00D500896S

(12) **United States Design Patent**
Ziegler

(10) **Patent No.:** **US D500,896 S**

(45) **Date of Patent:** **** Jan. 11, 2005**

(54) **PROTECTIVE GLOVE**

Primary Examiner—Robert A. Delehanty

(76) **Inventor:** **Guenther Ziegler**, 16 Old Quarry Rd.,
North Scituate, RI (US) 02857

(57) **CLAIM**

(**) **Term:** **14 Years**

The ornamental design for a protective glove, as shown and described.

(21) **Appl. No.:** **29/198,121**

(22) **Filed:** **Jan. 23, 2004**

DESCRIPTION

(51) **LOC (7) Cl.** **02-06**

FIG. 1 is a perspective view of the protective glove showing my new design;

(52) **U.S. Cl.** **D29/117.1**

FIG. 2 is a top view thereof;

(58) **Field of Search** D29/113, 117.1,

FIG. 3 is a bottom view thereof;

D29/117.2, 122–123; D2/610, 623, 613–621,

FIG. 4 is a right side view thereof;

999; D24/190; 2/16, 20, 159, 116.1–116.8,

FIG. 5 is a left side view thereof;

910, 917

FIG. 6 is a front view thereof;

(56) **References Cited**

FIG. 7 is a perspective view thereof with the wrist portion of the glove in the open position;

U.S. PATENT DOCUMENTS

FIG. 8 is a top view thereof with the wrist portion of the glove in the open position;

629,901 A * 8/1899 Greenstreet 2/161.6

FIG. 9 is a front view thereof with the wrist portion of the glove in the open position;

4,471,495 A 9/1984 Kruse

FIG. 10 is a perspective view of the protective glove showing a fragmentary broken line to illustrate a human wrist which forms part of the environmental structure of the protective glove; and,

4,525,877 A * 7/1985 Chong 2/161.1

FIG. 11 is a cross sectional view of the protective glove taken along line 11–11 of FIG. 10.

4,750,218 A 6/1988 Ziegler

5,088,123 A 2/1992 MacDonald

D348,141 S * 6/1994 Lars-Jos et al. D29/117.1

5,511,241 A 4/1996 Ziegler

5,894,602 A * 4/1999 Smith et al. 2/159


6,076,190 A 6/2000 Besson

6,381,753 B1 5/2002 Smith

6,457,182 B1 * 10/2002 Szczesuil et al. 2/161.6

* cited by examiner

1 Claim, 10 Drawing Sheets






FIG. 1




FIG. 2




FIG. 3

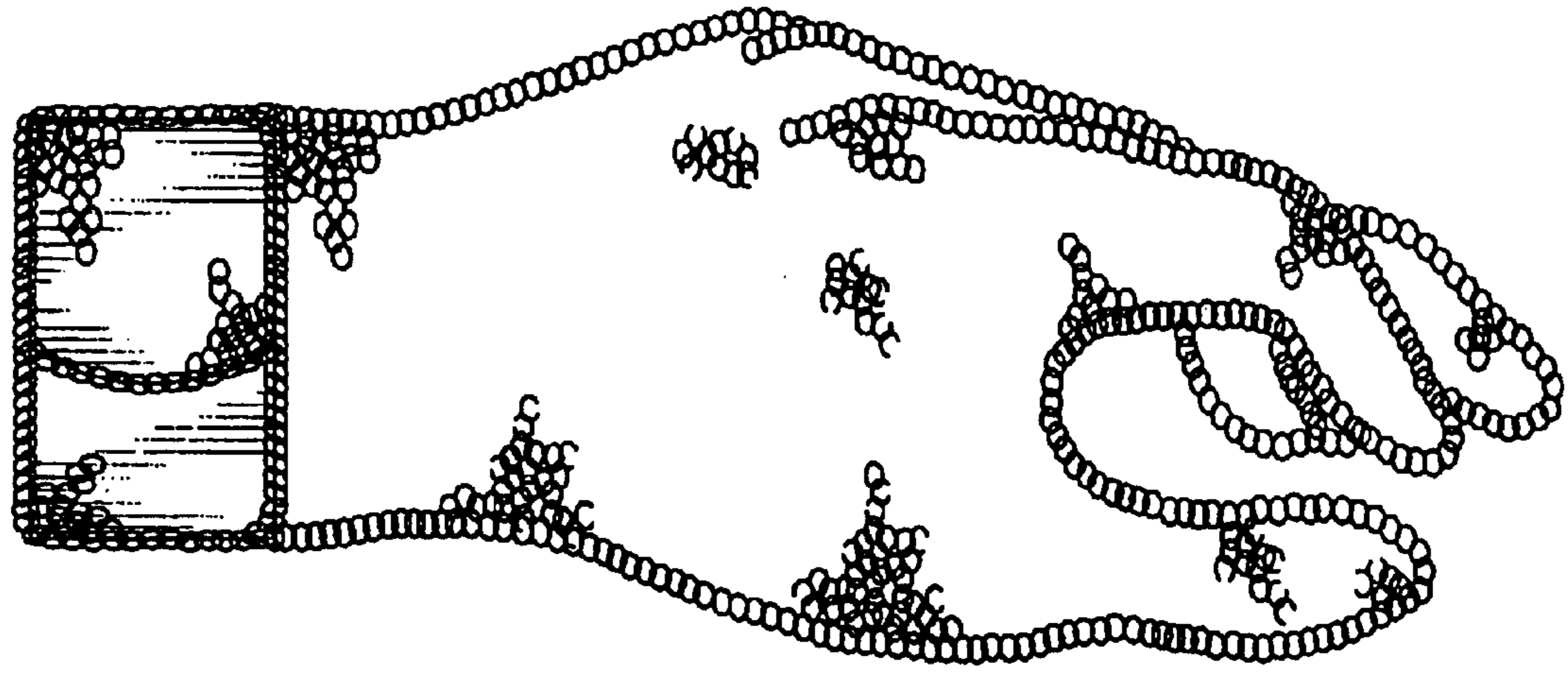


FIG. 4

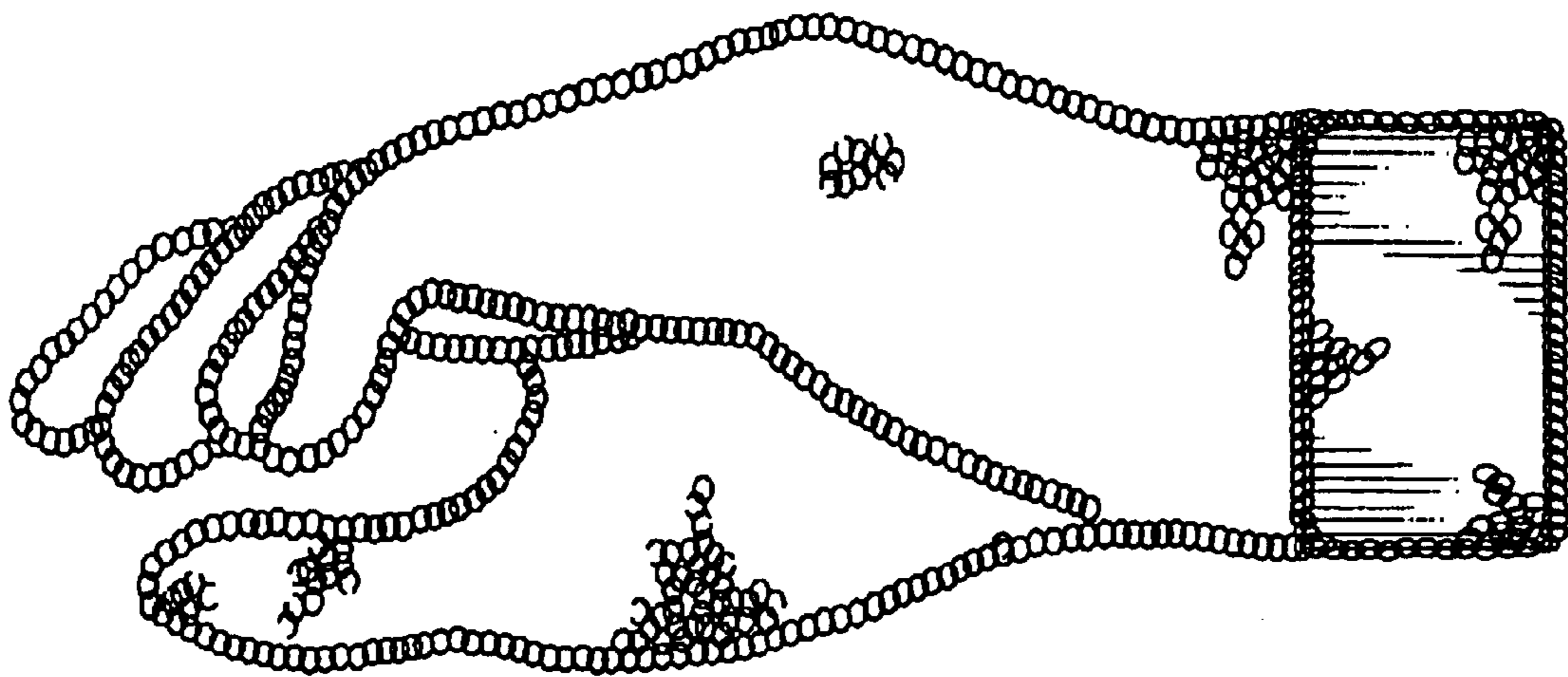


FIG. 5




FIG. 6




FIG. 7




FIG. 8

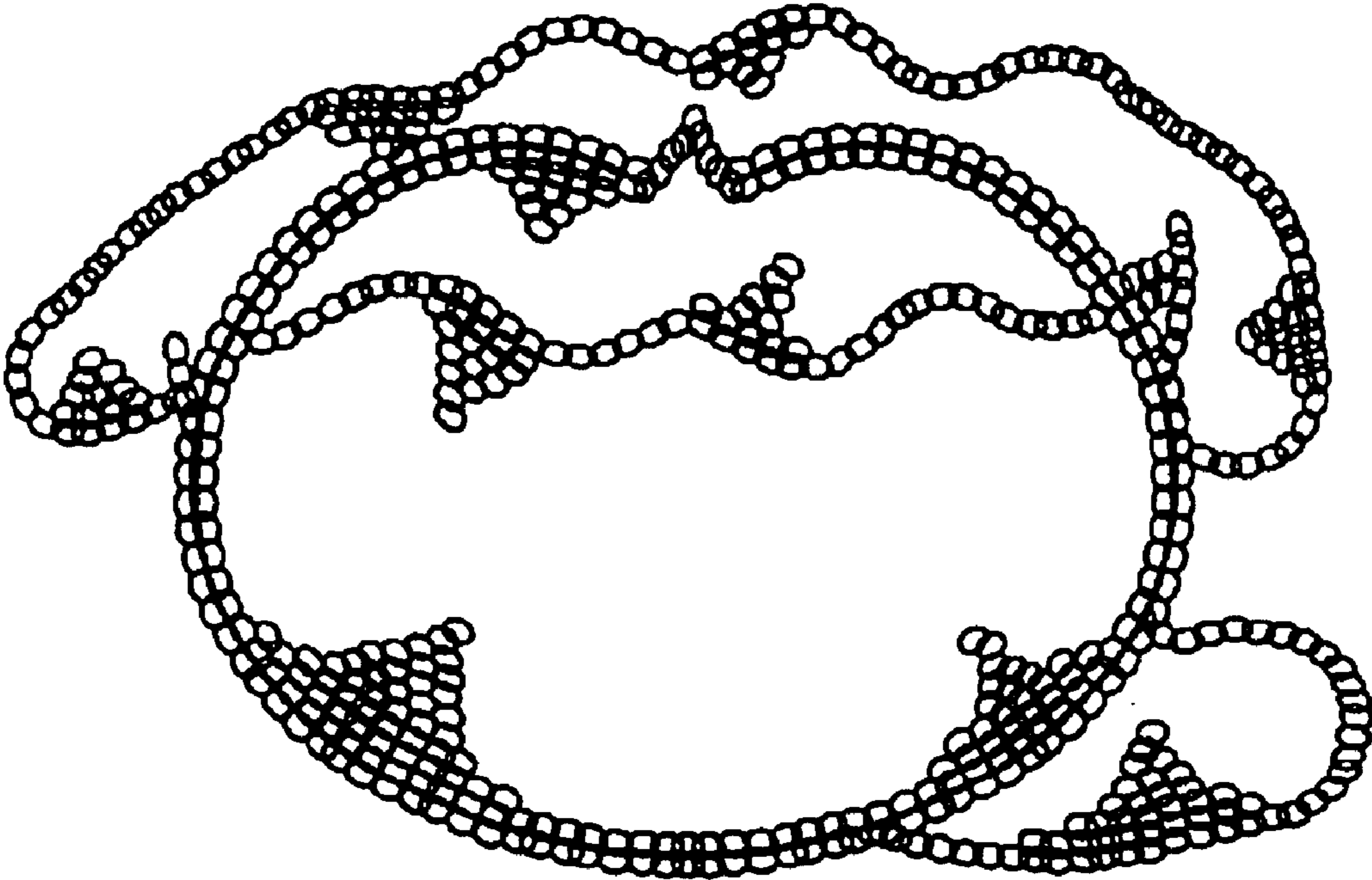
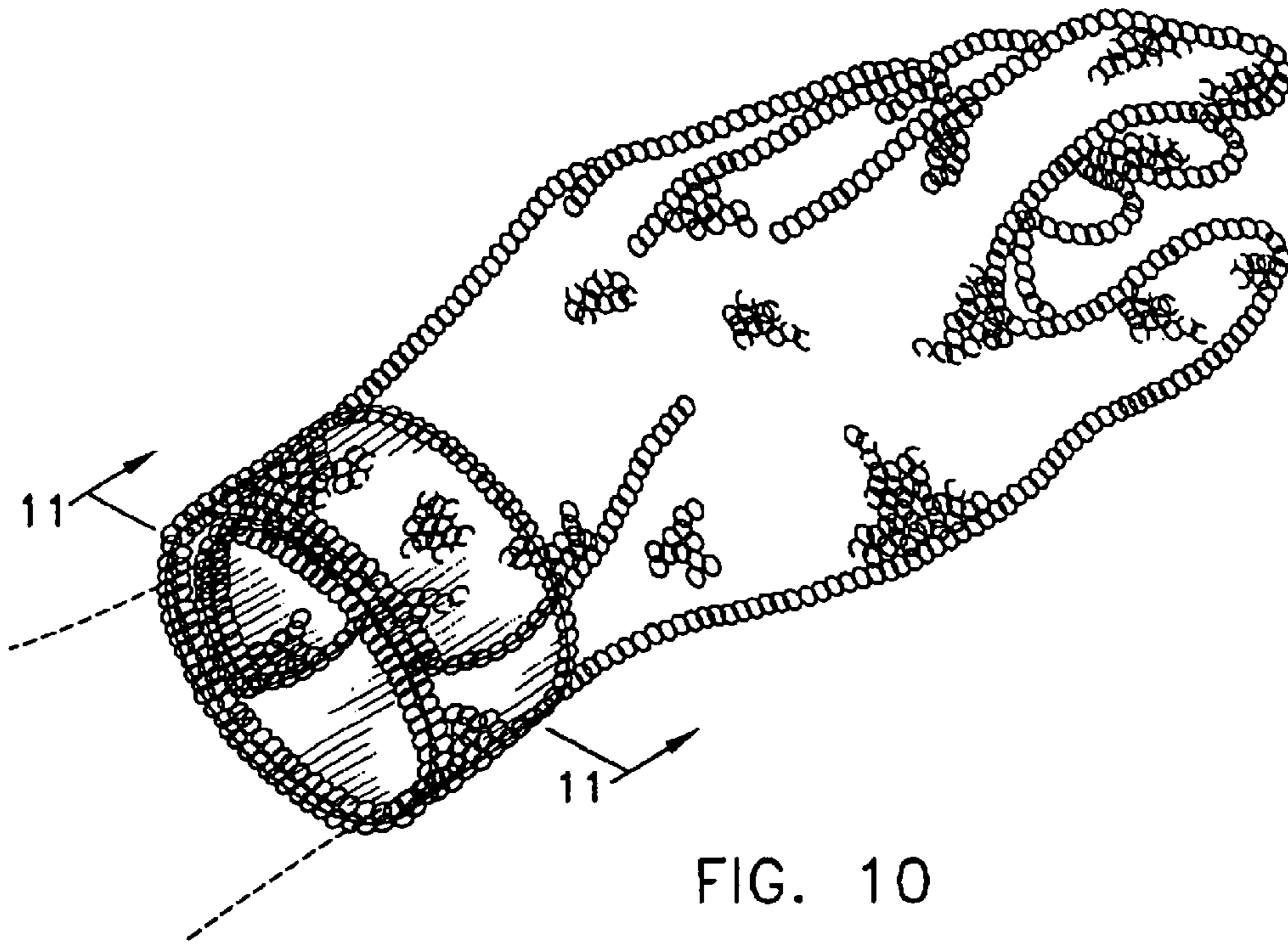


FIG. 9






FIG. 11