

US00D500893S

(12) **United States Design Patent**
Chang

(10) **Patent No.:** **US D500,893 S**
(45) **Date of Patent:** **** Jan. 11, 2005**

(54) **ARTIFICIAL NAIL**

(75) **Inventor:** **Sung Yong Chang**, Roslyn Heights, NY
(US)

(73) **Assignee:** **KMC Exim Corp.**, Port Washington,
NY (US)

(**) **Term:** **14 Years**

(21) **Appl. No.:** **29/173,708**

(22) **Filed:** **Jan. 3, 2003**

(51) **LOC (7) Cl.** **28-03**

(52) **U.S. Cl.** **D28/56**

(58) **Field of Search** D28/56, 57, 62;
132/73

D488,261 S * 4/2004 Sorensen D28/56
2002/0002980 A1 1/2002 Chang et al.
2002/0185144 A1 12/2002 Chang et al.

OTHER PUBLICATIONS

Nail Max '99, Eichi Publishing Co., Ltd., Jul. 5, 1999,
Japan. Date of Publication is on p. 112.

Nail Max 2000m, Eichi Publishing Co., Ltd., Dec. 15, 1999,
Japan. Date of Publication is on p. 128.

* cited by examiner

Primary Examiner—Jennifer Rivard

(74) *Attorney, Agent, or Firm*—Hoffman & Baron, LLP

(57) **CLAIM**

The ornamental design for an artificial nail, as shown and
described.

DESCRIPTION

FIG. 1 is a top front perspective view of an artificial nail
showing my new design;

FIG. 2 is a top plan view thereof;

FIG. 3 is a right side plan view thereof, the left side being
a mirror image;

FIG. 4 is a top front perspective view of an artificial nail
showing a second embodiment of my new design;

FIG. 5 is a top plan view thereof; and,

FIG. 6 is a right side plan view thereof, the left side being
a mirror image.

The bottom views (not shown) form no part of the claimed
design.

1 Claim, 2 Drawing Sheets

(56) **References Cited**

U.S. PATENT DOCUMENTS

1,942,332 A	1/1934	Hamberg	
2,162,155 A *	6/1939	Calvin	132/73
D380,867 S *	7/1997	Agee et al.	D28/56
D387,488 S *	12/1997	Meyerovich	D28/56
5,699,813 A	12/1997	Carroll	
5,704,375 A	1/1998	Wood	
5,782,248 A	7/1998	Chang	
5,860,429 A *	1/1999	Chang	132/73
5,908,035 A	6/1999	Carroll et al.	
5,934,290 A	8/1999	Carroll et al.	
6,293,283 B1 *	9/2001	Washington	132/73
6,296,836 B1 *	10/2001	Engler	132/73
6,354,304 B1	3/2002	Chang	

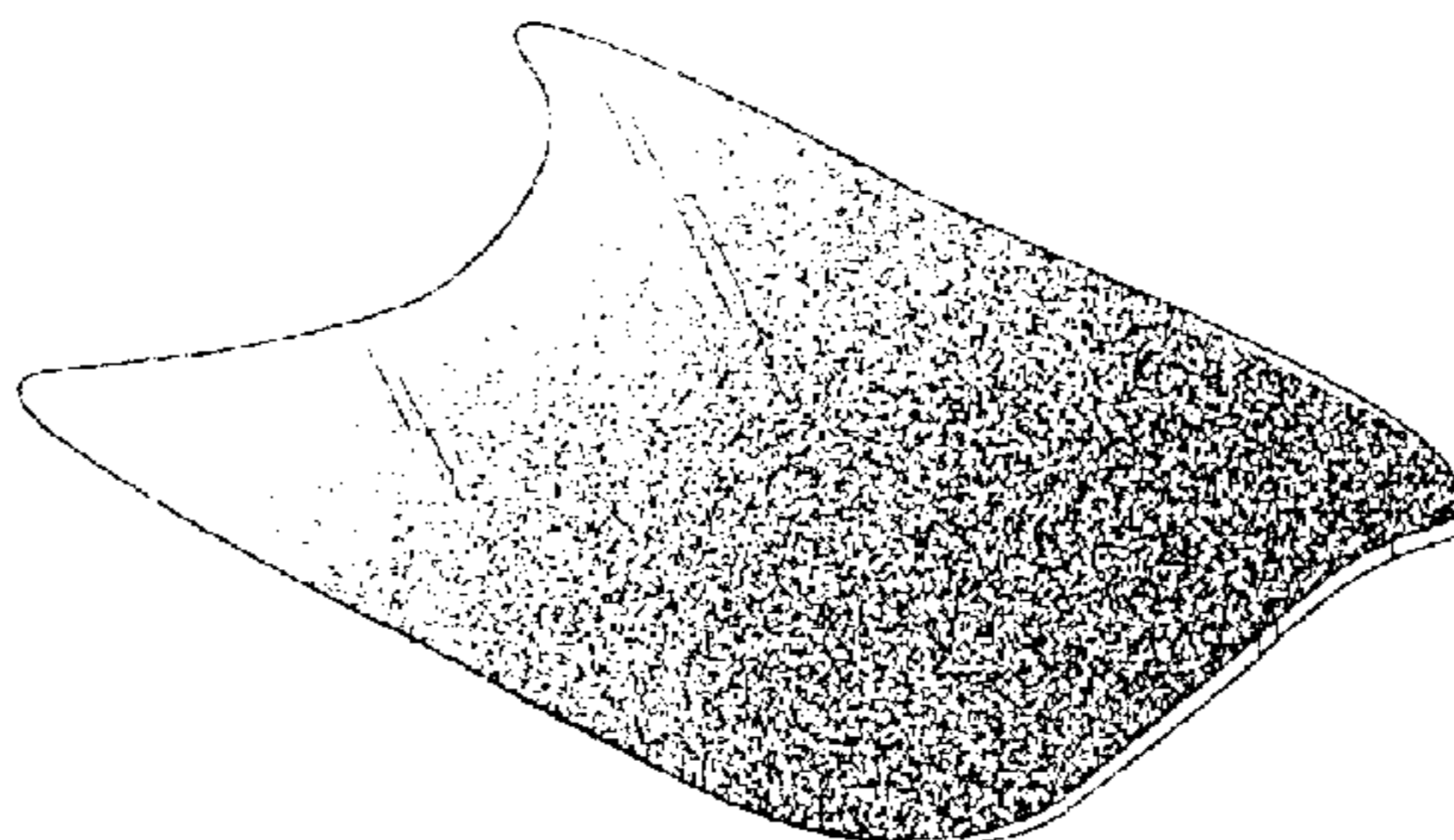
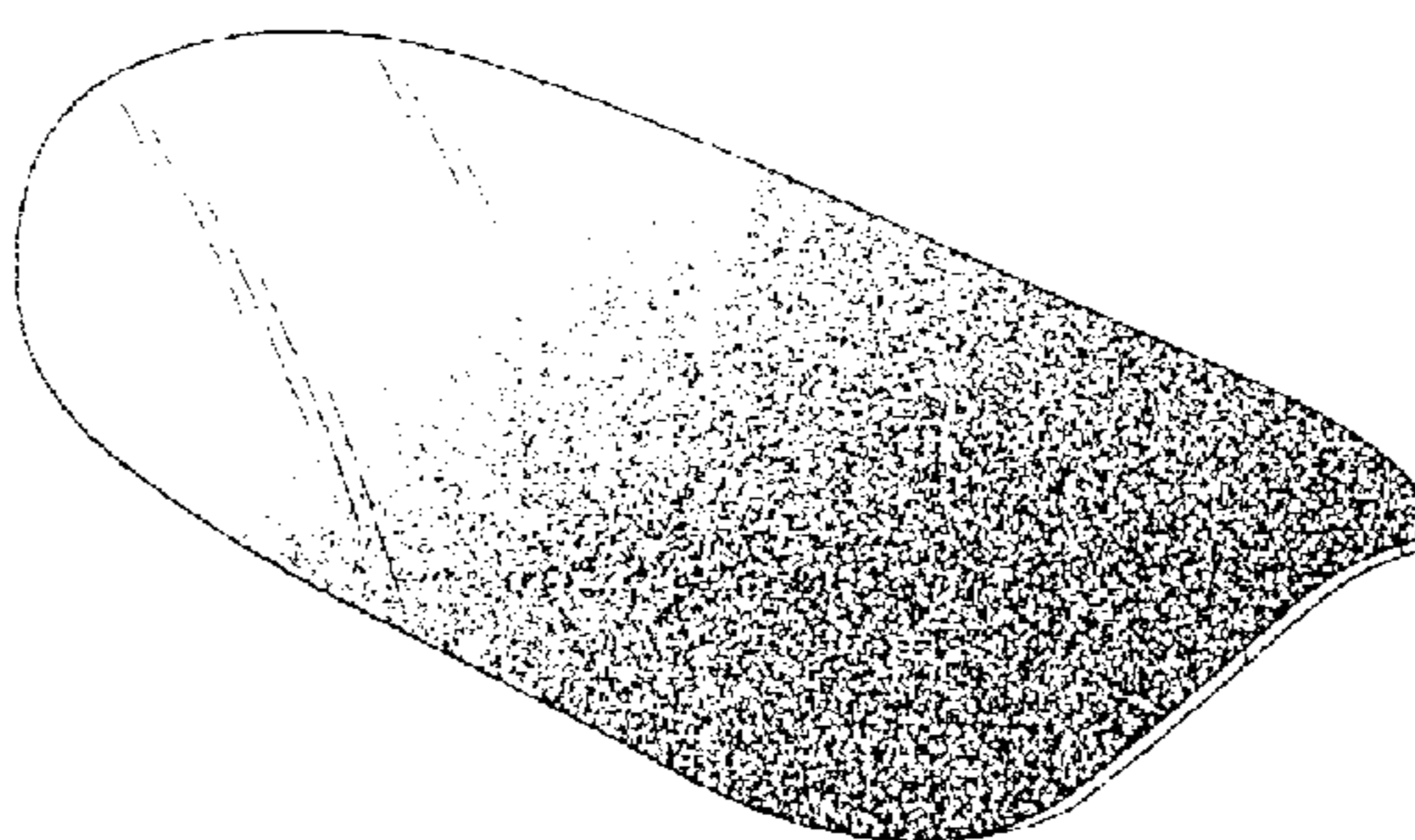


FIG. 1

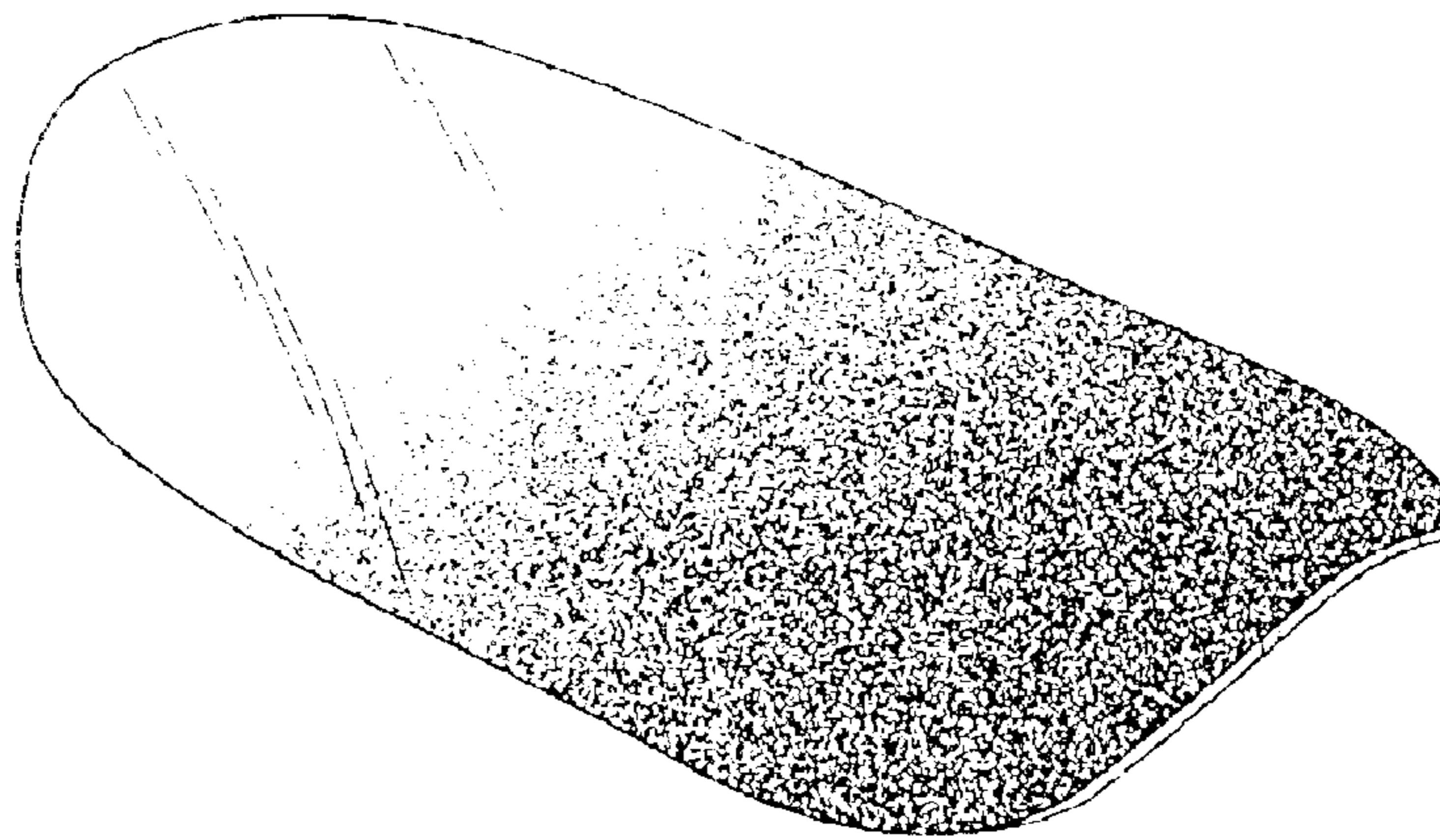


FIG. 2




FIG. 3




FIG. 4

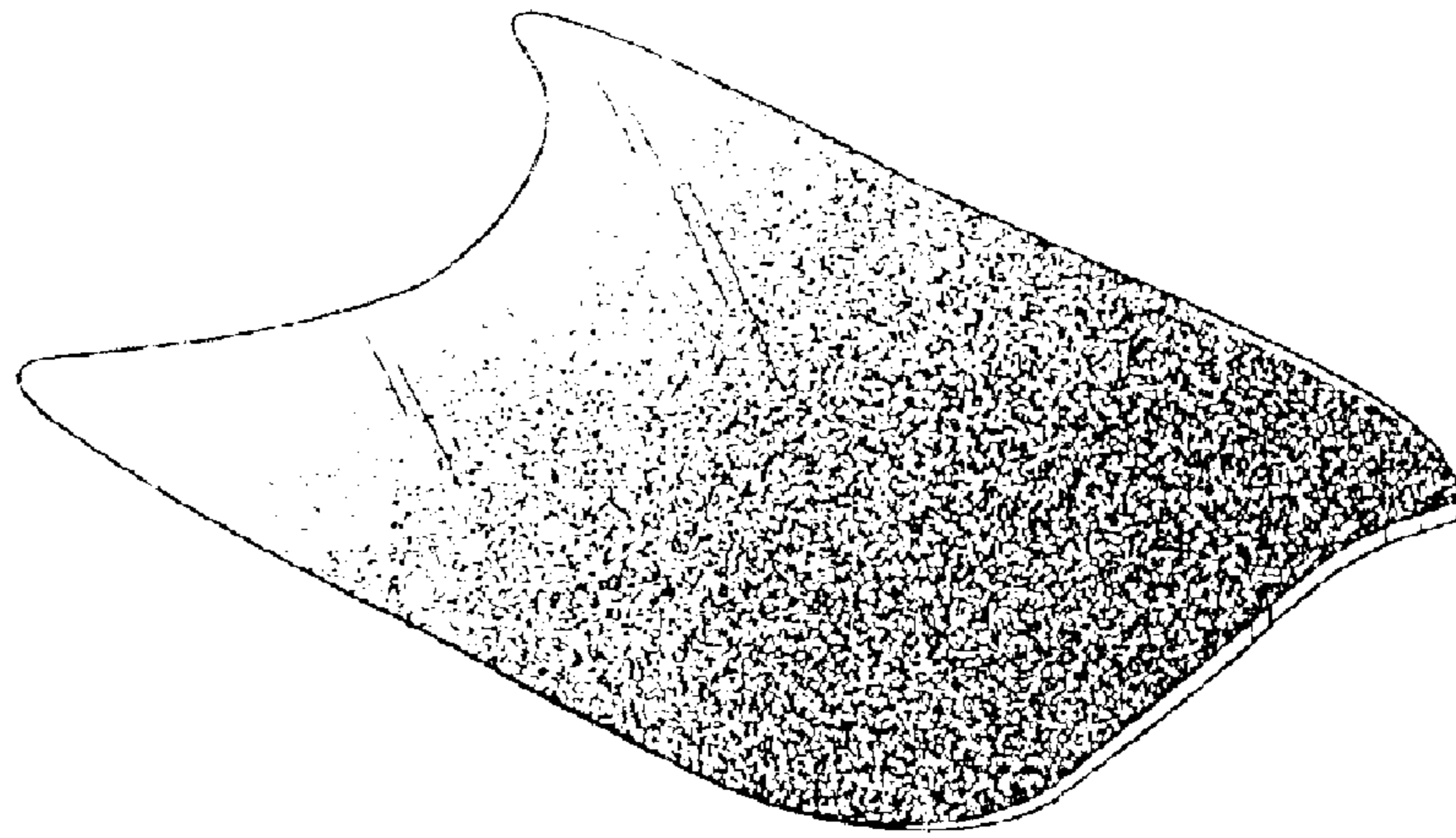


FIG. 5




FIG. 6

