

US00D500892S

(12) **United States Design Patent**  
**Chen**

(10) **Patent No.:** **US D500,892 S**  
(45) **Date of Patent:** **\*\* Jan. 11, 2005**

(54) **PORTION OF A HANDLE FOR AN EYEBROW GROOMER**

(75) Inventor: **Sung-Tsei Chen**, City of Industry, CA (US)

(73) Assignee: **Markwins International Corporation**, City of Industry, CA (US)

(\*\*) Term: **14 Years**

(21) Appl. No.: **29/204,235**

(22) Filed: **Apr. 26, 2004**

(51) **LOC (7) Cl.** ..... **28-03**

(52) **U.S. Cl.** ..... **D28/54**

(58) **Field of Search** ..... D28/44, 44.1, D28/49-54; 30/29.5, 32, 34.05, 34.1, 41, 41.5, 41.6, 43-43.92, 42, 44-46

(56) **References Cited**

**U.S. PATENT DOCUMENTS**

D302,345 S	*	7/1989	Rubin	.....	D28/53
D388,543 S	*	12/1997	Eguchi et al.	.....	D28/53
D437,453 S	*	2/2001	Pinchuk	.....	D28/44
D455,229 S	*	4/2002	Lau	.....	D28/53
D476,444 S	*	6/2003	Hara et al.	.....	D28/53

\* cited by examiner

*Primary Examiner*—Jennifer Rivard  
(74) *Attorney, Agent, or Firm*—Danton K. Mak; Sheldon & Mak

(57) **CLAIM**

The ornamental design for the portion of a handle for an eyebrow groomer, as shown and described.

**DESCRIPTION**

FIG. 1 is a perspective view of the portion of a handle for an eyebrow groomer of the subject invention;

FIG. 2 is a left side view of the portion of a handle of FIG. 1;

FIG. 3 is a top view of the portion of a handle of FIG. 1;

FIG. 4 is a right side view of the portion of a handle of FIG. 1;

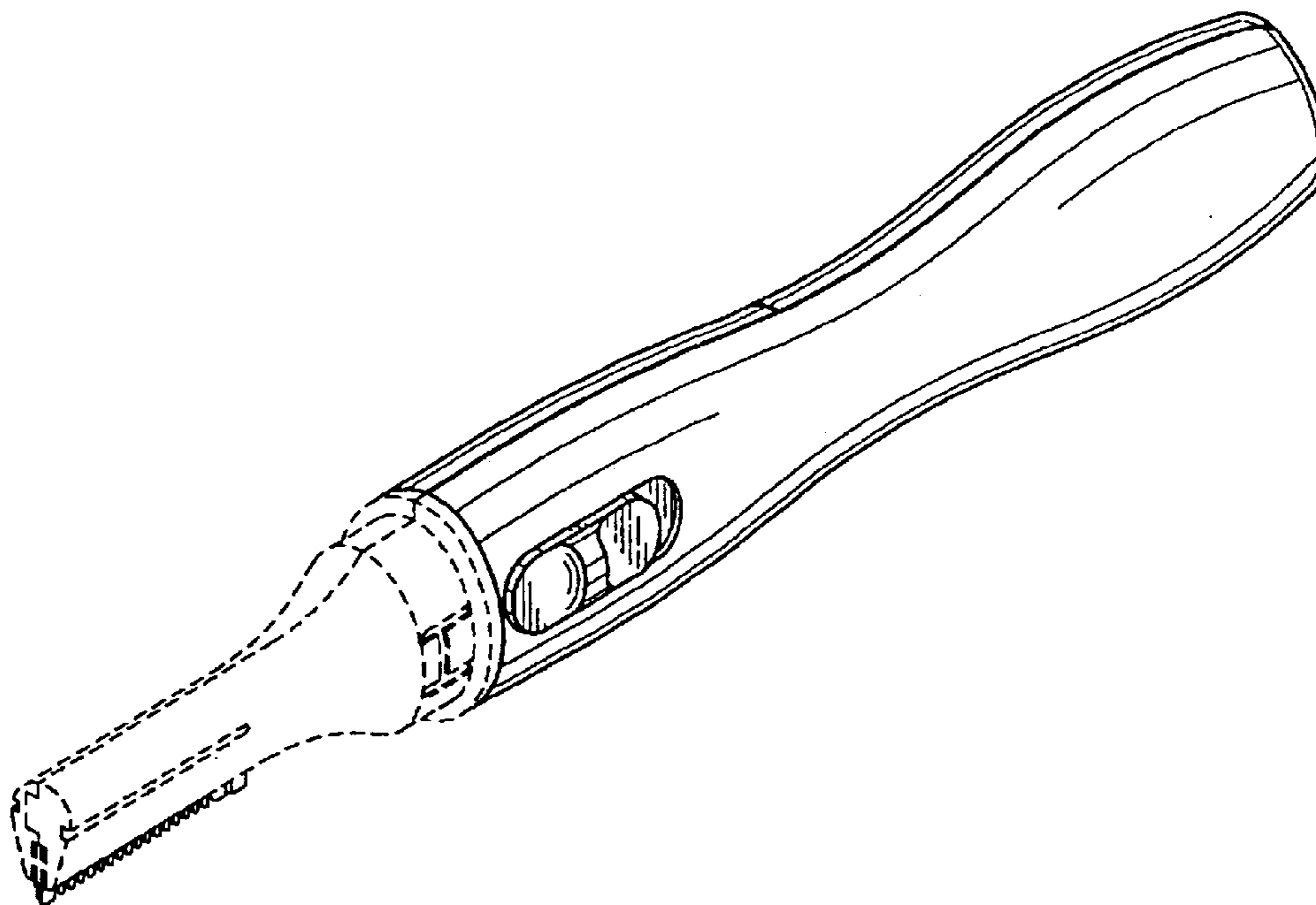
FIG. 5 is a bottom view of the portion of a handle of FIG. 1;

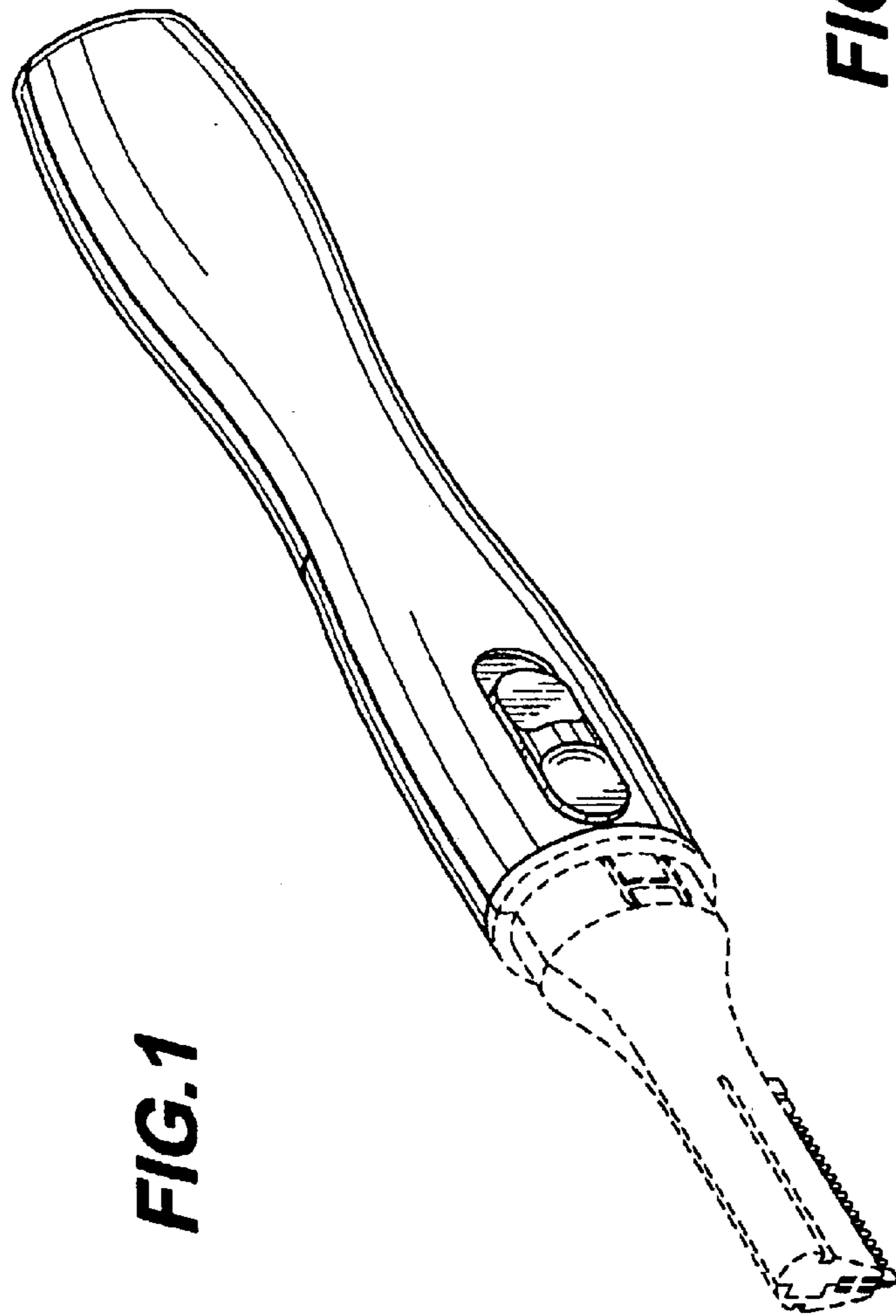
FIG. 6 is a front end view of the portion of a handle of FIG. 1; and,

FIG. 7 is a rear end view of the portion of a handle of FIG. 1.

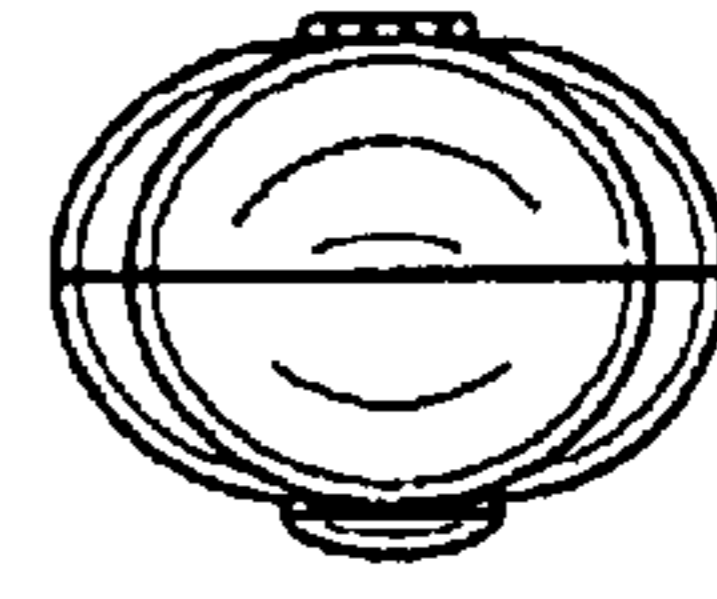
Details shown in broken lines are for illustrative purposes only, and form no part of the claimed design.

**1 Claim, 2 Drawing Sheets**

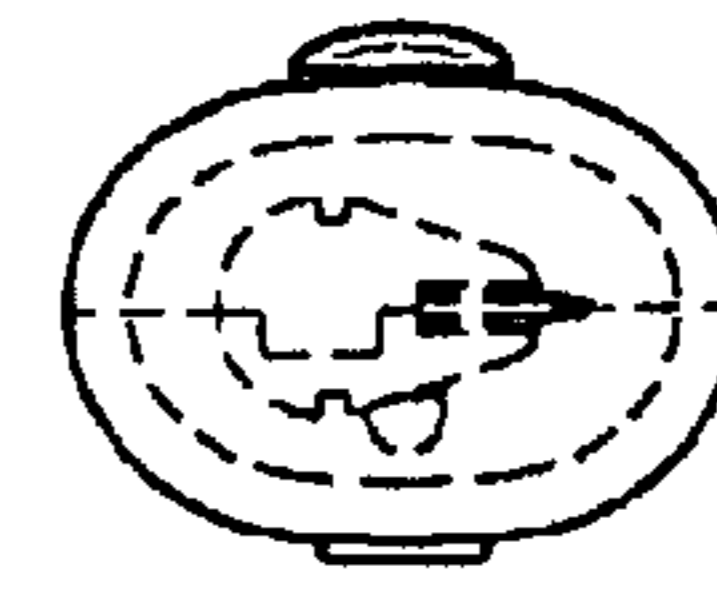




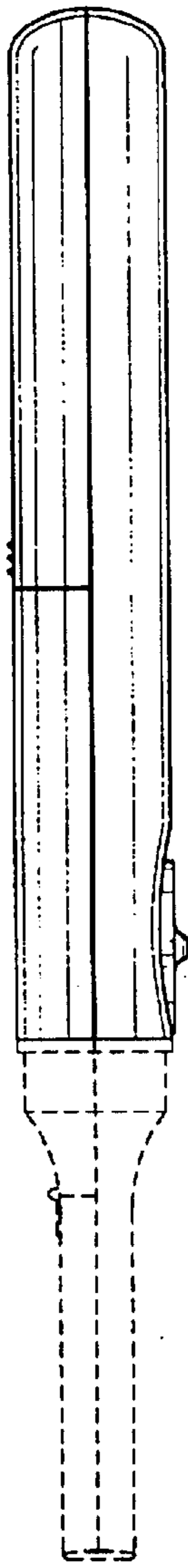
**FIG. 1**



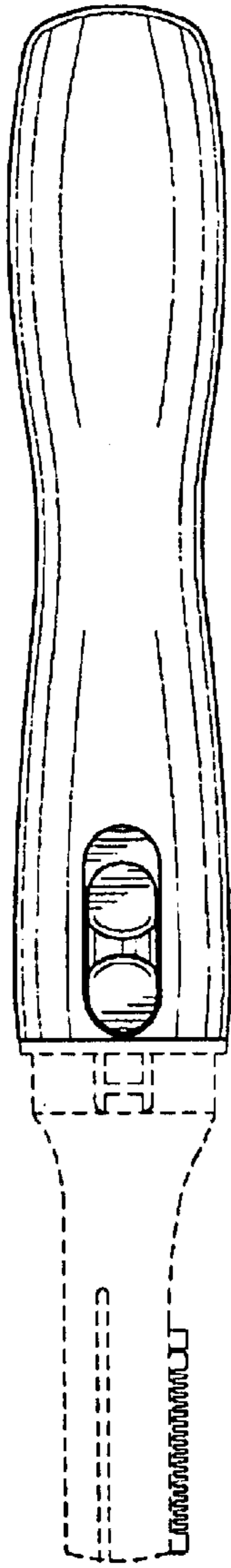
**FIG. 7**




**FIG. 6**



**FIG. 2**



**FIG. 3**



**FIG. 4**



**FIG. 5**