

US00D500884S

(12) **United States Design Patent**  
**O'Rourke**

(10) **Patent No.:** **US D500,884 S**

(45) **Date of Patent:** **\*\* Jan. 11, 2005**

(54) **FLUORESCENT LAMPHOLDER**

5,564,815 A \* 10/1996 Littman et al. .... 362/147

(75) Inventor: **John O'Rourke**, Downers Grove, IL  
(US)

\* cited by examiner

*Primary Examiner*—Clare E Heflin

(73) Assignee: **Juno Manufacturing, Inc.**, Des  
Plaines, IL (US)

(74) *Attorney, Agent, or Firm*—Sonnenschein Nath &  
Rosenthal LLP

(\*\*) Term: **14 Years**

(57) **CLAIM**

The ornamental design for a fluorescent lampholder, as  
shown and described.

(21) Appl. No.: **29/186,161**

(22) Filed: **Jul. 10, 2003**

**DESCRIPTION**

(51) **LOC (7) Cl.** ..... **26-99**

FIG. 1 is a top view of a fluorescent lampholder in a selected  
tilted position showing the new design;

(52) **U.S. Cl.** ..... **D26/138; D26/63; D26/77**

FIG. 2 is a bottom view of the fluorescent lampholder shown  
in FIG. 1;

(58) **Field of Search** ..... D26/72, 63, 74,  
D26/75-79, 118, 138, 152; 362/217-225,  
147, 404-408

FIG. 3 is a front view of the fluorescent lampholder shown  
in FIG. 1;

(56) **References Cited**

FIG. 4 is a side view of the fluorescent lampholder shown in  
FIG. 1, the opposite side being a mirror image of this side  
view; and,

**U.S. PATENT DOCUMENTS**

FIG. 5 is a rear view of the fluorescent lampholder shown in  
FIG. 1.

D177,232 S	*	3/1956	Harling	.....	D26/24
2,740,885 A	*	4/1956	Kruger	.....	362/220
4,779,178 A	*	10/1988	Spitz	.....	362/260
D308,114 S	*	5/1990	Shemitz	.....	D26/85
5,145,249 A	*	9/1992	Bruckner	.....	362/365
D360,270 S	*	7/1995	Shemitz	.....	D26/74

Features shown in dash lines depict the environment and do  
not form part of the claimed design.

**1 Claim, 3 Drawing Sheets**

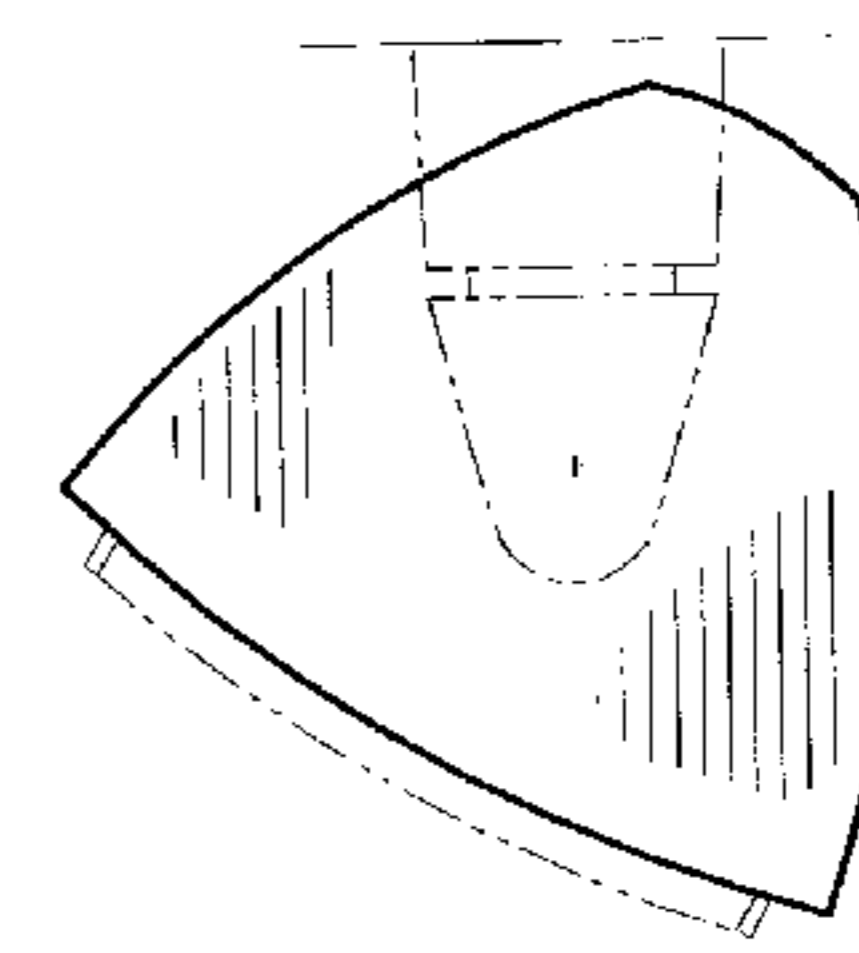



FIG. 1




FIG. 2

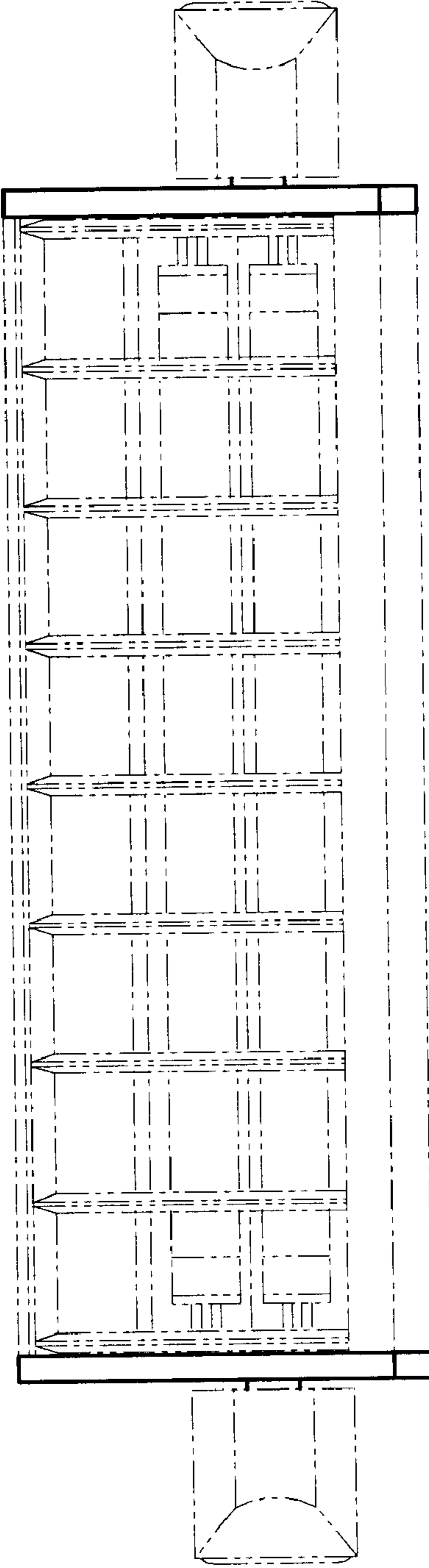


FIG. 3

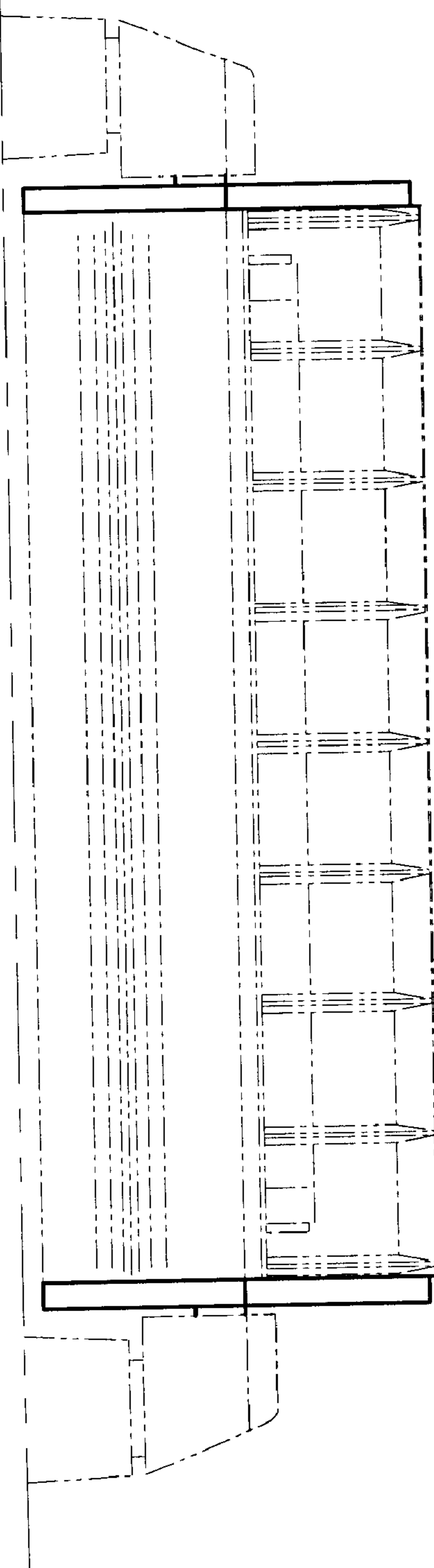


FIG. 4

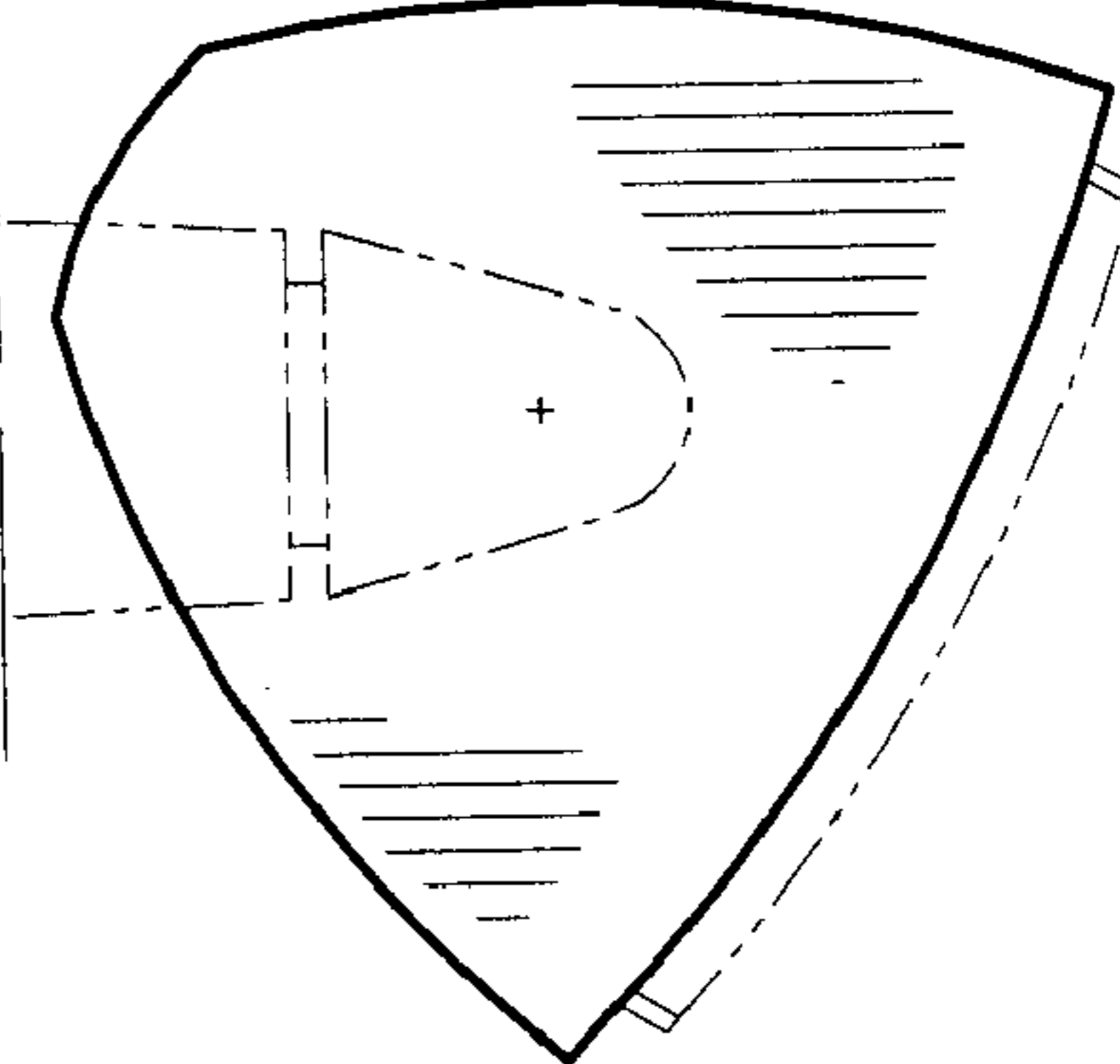


FIG. 5

