

US00D500879S

(12) **United States Design Patent**  
**Curtin**

(10) **Patent No.:** **US D500,879 S**  
(45) **Date of Patent:** **\*\* Jan. 11, 2005**

- (54) **LANTERN**
- (75) **Inventor:** **Brett Curtin**, Phoenix, AZ (US)
- (73) **Assignee:** **Craftmade International, Inc.**,  
Coppell, TX (US)
- (\*\*) **Term:** **14 Years**
- (21) **Appl. No.:** **29/197,384**
- (22) **Filed:** **Jan. 14, 2004**
- (51) **LOC (7) Cl.** ..... **26-03**
- (52) **U.S. Cl.** ..... **D26/84; D26/72**
- (58) **Field of Search** ..... D26/67, 68, 71,  
D26/72, 80-82, 85-87, 92, 118, 121, 128-134,  
137, 138, 145-147, 155, 156, 84; 362/147,  
153, 153.1, 370, 404-408, 431, 432

- D456,934 S 5/2002 Hsu
- D457,681 S 5/2002 De'Armond
- D461,581 S 8/2002 De'Armond
- D463,606 S 9/2002 Orozco
- D464,163 S 10/2002 Orozco
- D464,459 S 10/2002 De'Armond et al.
- D465,052 S 10/2002 De'Armond et al.
- D465,053 S 10/2002 Miranda
- D465,059 S 10/2002 De'Armond
- D465,060 S 10/2002 De'Armond
- D465,873 S 11/2002 De'Armond
- D465,875 S 11/2002 De'Armond
- D473,673 S 4/2003 Crelin
- D473,674 S 4/2003 Orozco
- D490,928 S \* 6/2004 Curtin ..... D26/92
- D492,056 S \* 6/2004 Curtin ..... D26/92

\* cited by examiner

*Primary Examiner*—Clare E Heflin  
(74) *Attorney, Agent, or Firm*—Haynes and Boone, LLP

(56) **References Cited**  
**U.S. PATENT DOCUMENTS**

- D41,743 S \* 9/1911 Jones ..... D26/87
- D313,668 S \* 1/1991 Porter ..... D26/87
- D333,531 S 2/1993 Rottner
- D341,440 S \* 11/1993 Hsu ..... D26/87
- D371,622 S 7/1996 Hsu
- D420,760 S \* 2/2000 Meck et al. .... D26/87
- D421,814 S \* 3/2000 Meck et al. .... D26/67
- D436,209 S \* 1/2001 De'Armond ..... D26/72
- D439,362 S 3/2001 Berry
- D444,589 S \* 7/2001 Hsu ..... D26/87
- D454,654 S 3/2002 De'Armond et al.
- D455,515 S 4/2002 De'Armond et al.
- D455,856 S 4/2002 De'Armond


(57) **CLAIM**

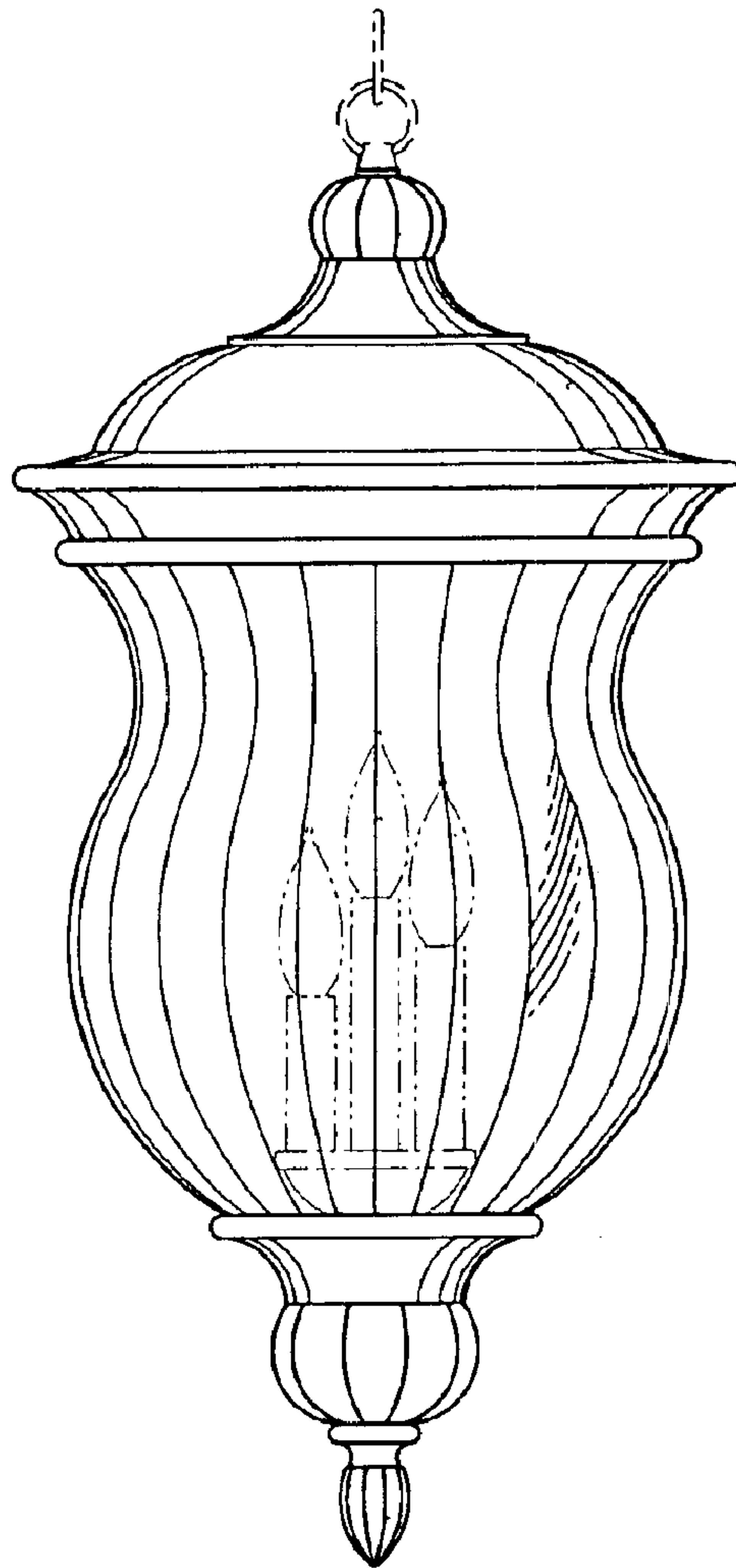
The ornamental design for the lantern, as shown and described.

**DESCRIPTION**

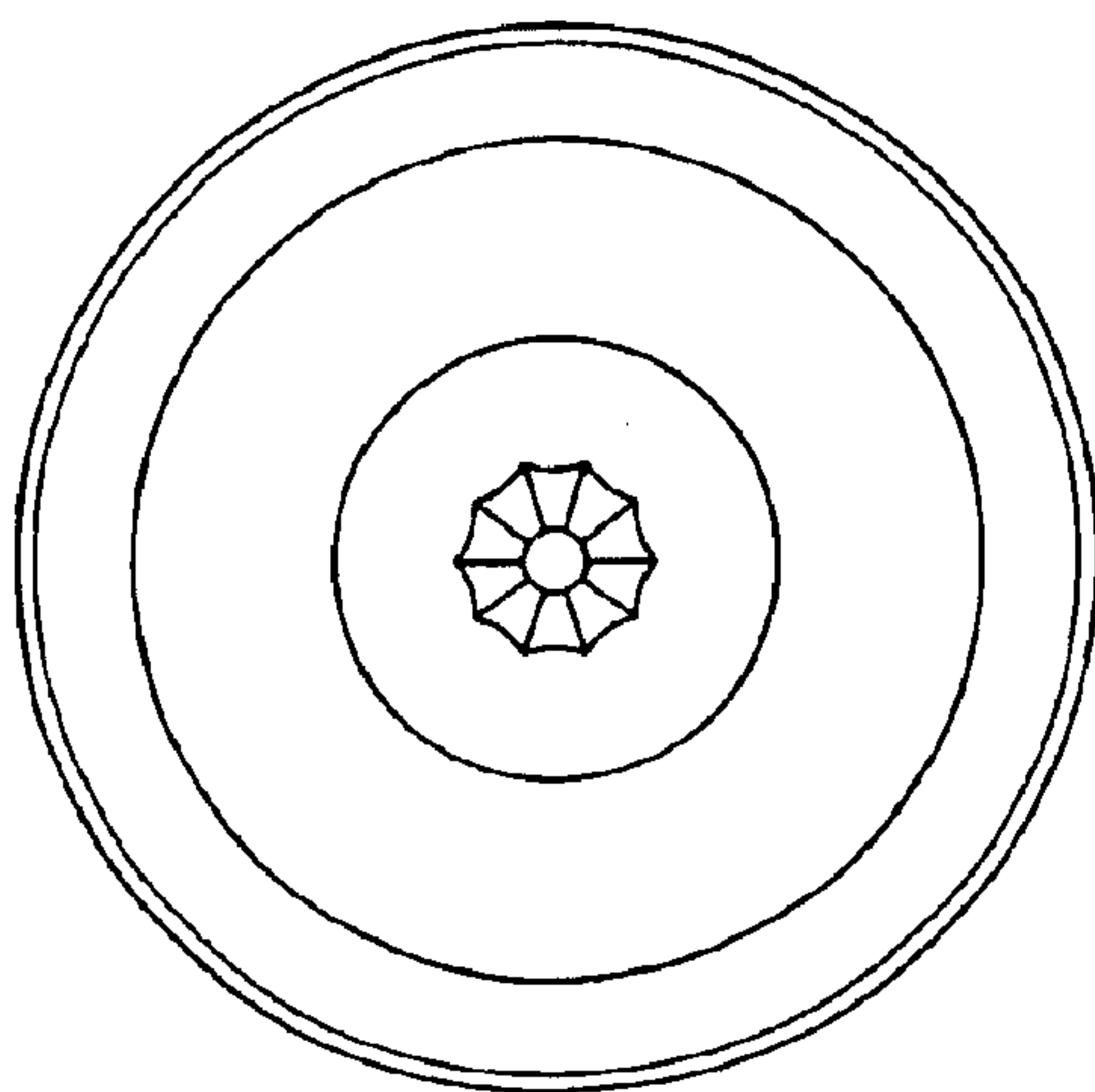
FIG. 1 is a front view of the lantern showing my new design, the right side view, the left side view, and the rear view being the same;  
FIG. 2 is a top view thereof; and,  
FIG. 3 is a bottom view thereof.  
Any broken line illustration of environmental structure in the drawings is not part of the design sought to be patented.

**1 Claim, 1 Drawing Sheet**






*Fig. 1*



*Fig. 2*



*Fig. 3*