

US00D500872S

(12) **United States Design Patent**  
**Foo**

(10) **Patent No.:** **US D500,872 S**

(45) **Date of Patent:** **\*\* Jan. 11, 2005**

(54) **REFLECTION FLUORESCENT LAMP**

D463,584 S \* 9/2002 Yim ..... D26/2  
D469,890 S \* 2/2003 Bobel ..... D26/2  
D494,688 S \* 8/2004 Van de Ven et al. .... D26/2

(75) **Inventor:** **Onn Fah Foo, Kowloon (HK)**

\* cited by examiner

(73) **Assignee:** **Mass Technology (H.K.) Limited,**  
**Kowloon (HK)**

*Primary Examiner*—Marcus A. Jackson  
(74) *Attorney, Agent, or Firm*—Rabin & Berdo, P.C.

(\*\*) **Term:** **14 Years**

(57) **CLAIM**

(21) **Appl. No.:** **29/198,670**

The ornamental design for an reflection fluorescent lamp, as shown and described.

(22) **Filed:** **Feb. 3, 2004**

(30) **Foreign Application Priority Data**

**DESCRIPTION**

Aug. 26, 2003 (CN) ..... 03357907

(51) **LOC (7) Cl.** ..... **26-04**

FIG. 1 is a front view of an reflection fluorescent lamp showing my new design;  
FIG. 2 is a rear view thereof;  
FIG. 3 is a left side view thereof;  
FIG. 4 is a right side view thereof;  
FIG. 5 is a top view thereof; and,  
FIG. 6 is a bottom view thereof.

(52) **U.S. Cl.** ..... **D26/2**

(58) **Field of Search** ..... D26/1-4; 313/313,  
313/315, 317, 318; 315/52, 53, 56-58

(56) **References Cited**

**U.S. PATENT DOCUMENTS**

D435,577 S \* 12/2000 McBride ..... D26/2

**1 Claim, 2 Drawing Sheets**






Fig. 1



Fig. 2




Fig. 3




Fig. 4

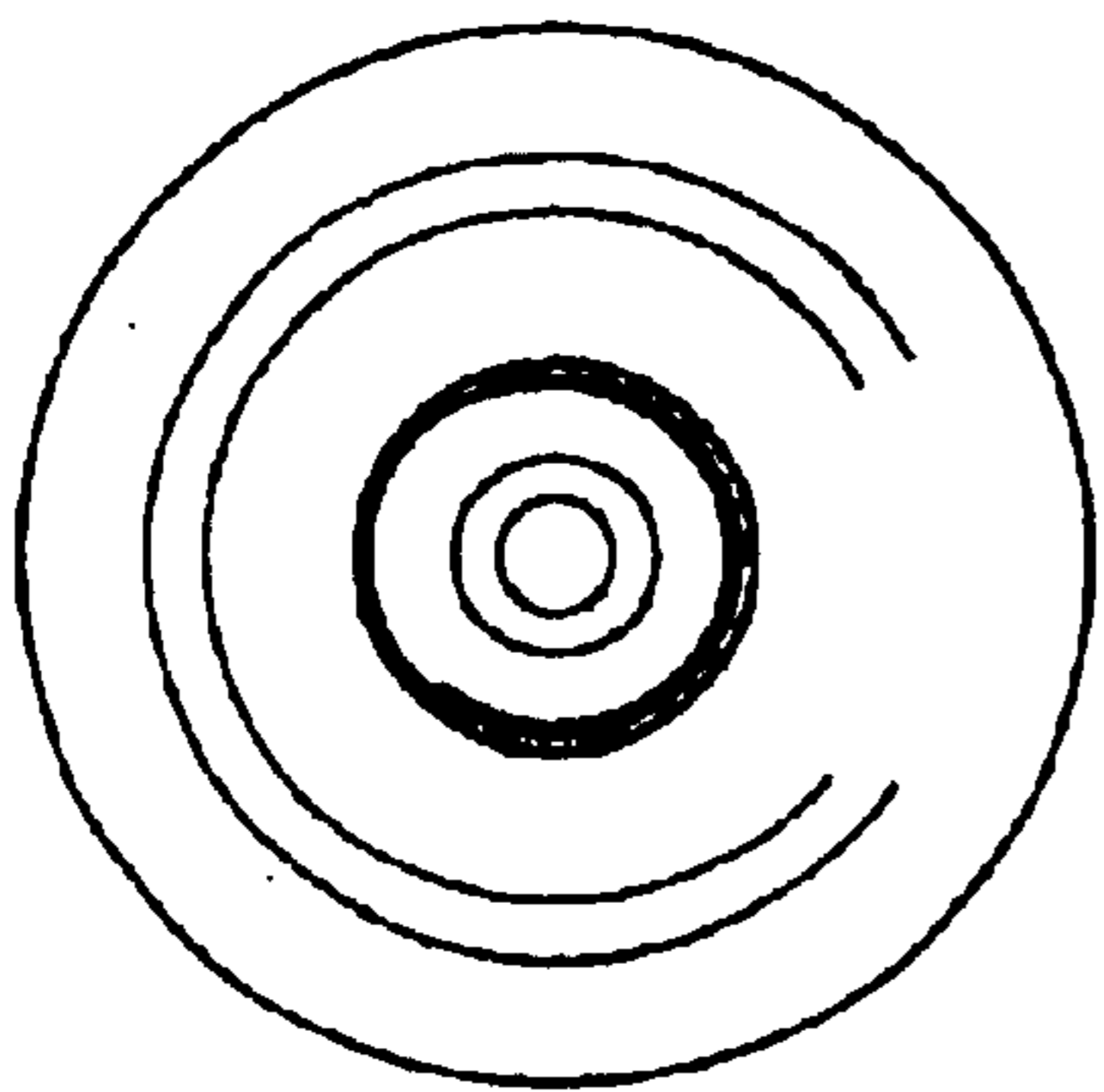


Fig. 5




Fig. 6