

US00D500865S

(12) **United States Design Patent** (10) **Patent No.:** **US D500,865 S**  
**Bourque et al.** (45) **Date of Patent:** **\*\* Jan. 11, 2005**

(54) **LENGTH OF FENCE RAILING**

(75) Inventors: **Christopher C. Bourque**, Chester Heights, PA (US); **Eric S. Waters**, North Lockport, NY (US)

(73) Assignee: **CertainTeed Corporation**, Valley Forge, PA (US)

(\*\*) Term: **14 Years**

(21) Appl. No.: **29/189,460**

(22) Filed: **Sep. 5, 2003**

(51) **LOC (7) Cl.** ..... **25-01**

(52) **U.S. Cl.** ..... **D25/121**

(58) **Field of Search** ..... D25/122, 121, D25/38, 41-44, 164; 256/22, 59, 65, 21, 19; 52/730.3, 730.4, 730.5, 731.2, 732.1, 731.3, 732.2, 720.2

(56) **References Cited**

**U.S. PATENT DOCUMENTS**

910,459 A	1/1909	Craig
1,331,836 A	2/1920	Wilbanks
1,776,785 A	9/1930	Davidson
2,855,037 A	10/1958	Stiffel
2,873,094 A	2/1959	Blum
3,267,626 A	8/1966	Daly
3,300,900 A	1/1967	Risk et al.
3,304,683 A	2/1967	Ferreira
3,305,221 A	2/1967	Kling
3,395,489 A	8/1968	Banse
3,454,262 A	7/1969	Romano
3,522,933 A	8/1970	Braun, III
3,557,509 A	1/1971	Blaski
3,648,981 A	3/1972	Allen
3,712,590 A	1/1973	Tochner et al.
3,822,053 A	7/1974	Daily
3,924,834 A	12/1975	Young
3,955,799 A	5/1976	Lauzier
4,007,919 A	2/1977	Totten
D244,500 S	5/1977	Copeland
4,027,855 A	6/1977	Lauzier

(List continued on next page.)

**OTHER PUBLICATIONS**

Home Products AutoCad Contract; Jan. 25, 2002.

Forester Moulding & Lumber Inc.; Moulding & Lumber Products; Feb. 7, 2002.

Westech Fence; Product Specifications; Oct. 9, 2001.

Bufftech; Deco Rail Vinyl Privacy Fence; 2002.

Royal Sierra Extrusions, Inc.; Vinyl Profiles; Jul. 15, 2000.

*Primary Examiner*—Doris Clark

(74) *Attorney, Agent, or Firm*—Paul & Paul

(57) **CLAIM**

The ornamental design for a length of fence railing, as shown and described.

**DESCRIPTION**

FIG. 1 is a top perspective view of a length of fence railing embodying the new design.

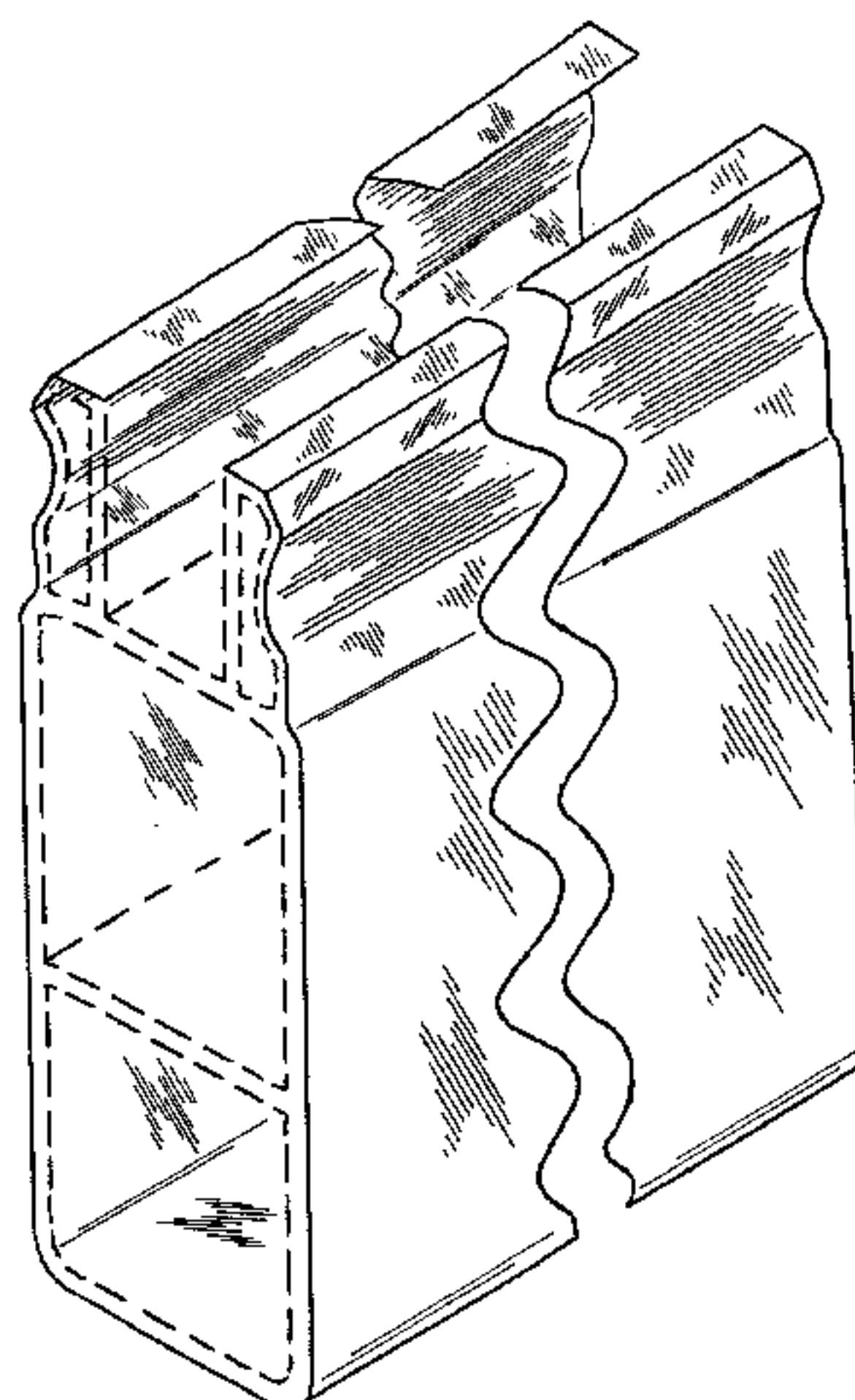
FIG. 2 is a left end view of the illustration of FIG. 1. The right end view of the length of fence railing of FIG. 1 is a mirror image of FIG. 2.

FIG. 3 is a right side elevational view of the length of fence railing of FIG. 1. The left side elevational view of the length of fence railing of FIG. 1 is a mirror image of FIG. 3; and, FIG. 4 is an inverted perspective view of a length of fence railing that is shown in FIG. 1. The bottom view of the length of fence railing is plain and unornamented.

The separation lines separating the opposite ends of the length of fence railing shown in FIGS. 1 and 3-4 are for the purpose of encompassing lengths of fence railing of various lengths.

The broken lines on the drawings are for purposes of illustrating the environment of those portions of the length of fence railing that are shown in solid lines. The broken lines form no part of the design of this invention, but are environmental structure.

**1 Claim, 4 Drawing Sheets**



# US D500,865 S

Page 2

## U.S. PATENT DOCUMENTS

4,038,802 A	8/1977	Bajorek et al.	5,255,897 A	10/1993	Pepper
4,050,828 A	9/1977	Noro	D347,699 S	6/1994	Krueger
4,188,019 A	2/1980	Meredith	5,326,187 A	7/1994	St. Marie et al.
4,202,532 A	5/1980	Mills	5,480,126 A	1/1996	Teasdale
4,272,060 A	6/1981	Stafford	5,529,288 A *	6/1996	Cheng-I ..... 256/65.16
4,346,872 A	8/1982	Tornya	5,613,664 A	3/1997	Svalbe
4,585,214 A	4/1986	Cope	D382,978 S	8/1997	Gearing
4,623,128 A	11/1986	Dutch	5,702,090 A	12/1997	Edgman
4,722,514 A	2/1988	Pettit	D396,308 S	7/1998	Hagglund
4,809,955 A	3/1989	Veilleux	D405,545 S	2/1999	Forbis
4,938,445 A	7/1990	Medley	D405,546 S	2/1999	Forbis
4,962,914 A	10/1990	Taylor	5,873,671 A	2/1999	West
5,011,325 A	4/1991	Antonioli	5,938,184 A	8/1999	DeSouza
5,056,283 A	10/1991	Sapinski	D416,333 S	11/1999	Stansfield
5,078,367 A	1/1992	Simpson	5,988,599 A	11/1999	Forbis
D329,914 S	9/1992	Veilleuz	6,041,486 A	3/2000	Forbis
5,149,061 A	9/1992	Borgnini	6,202,987 B1	3/2001	Forbis
5,161,783 A	11/1992	German	D446,315 S	8/2001	Forbis
5,192,056 A	3/1993	Espinueva	D461,568 S	8/2002	Forbis
5,200,240 A	4/1993	Baker	D472,327 S *	3/2003	Heath ..... D25/38
5,215,290 A	6/1993	Khalessi			

\* cited by examiner

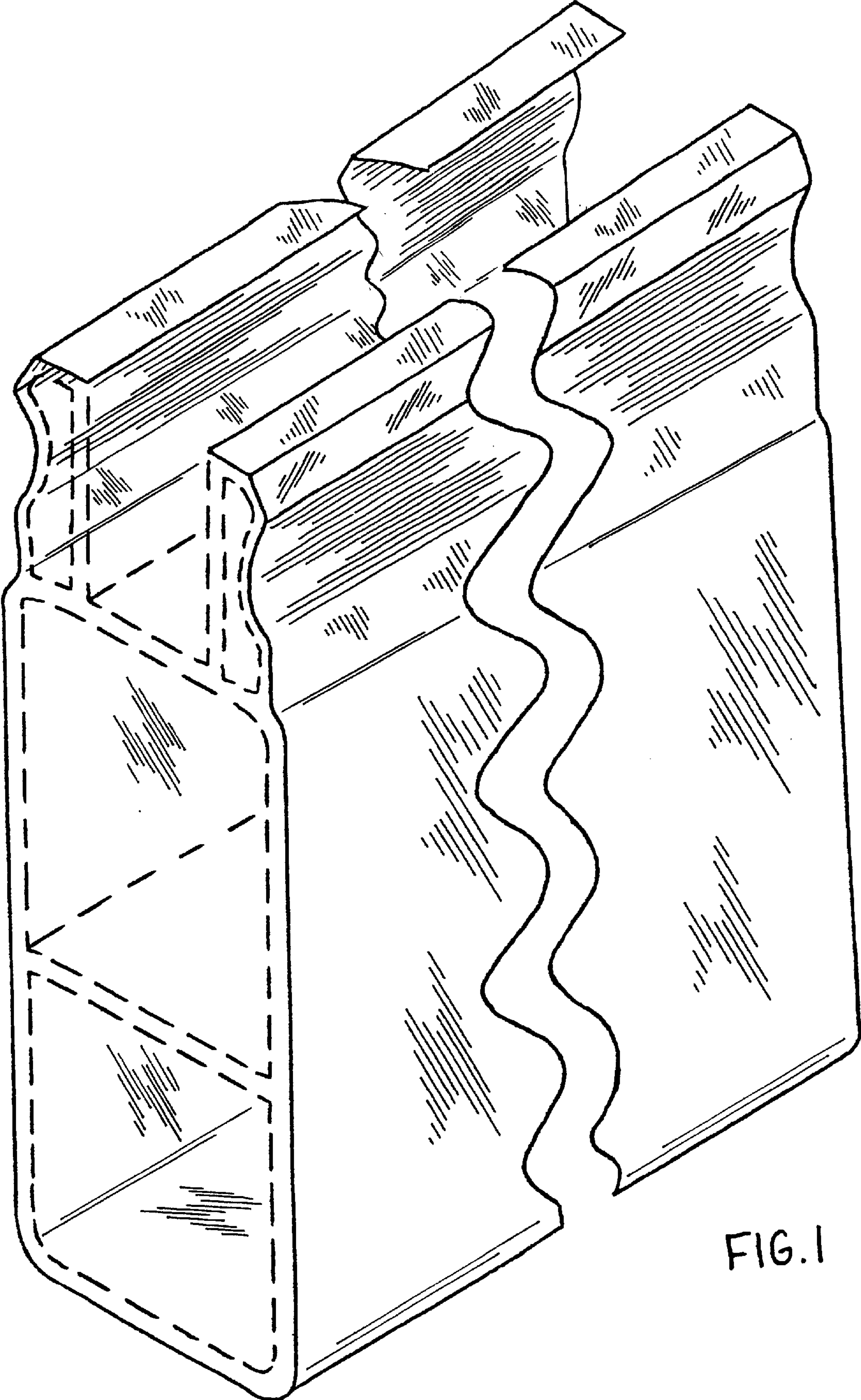


FIG. 1



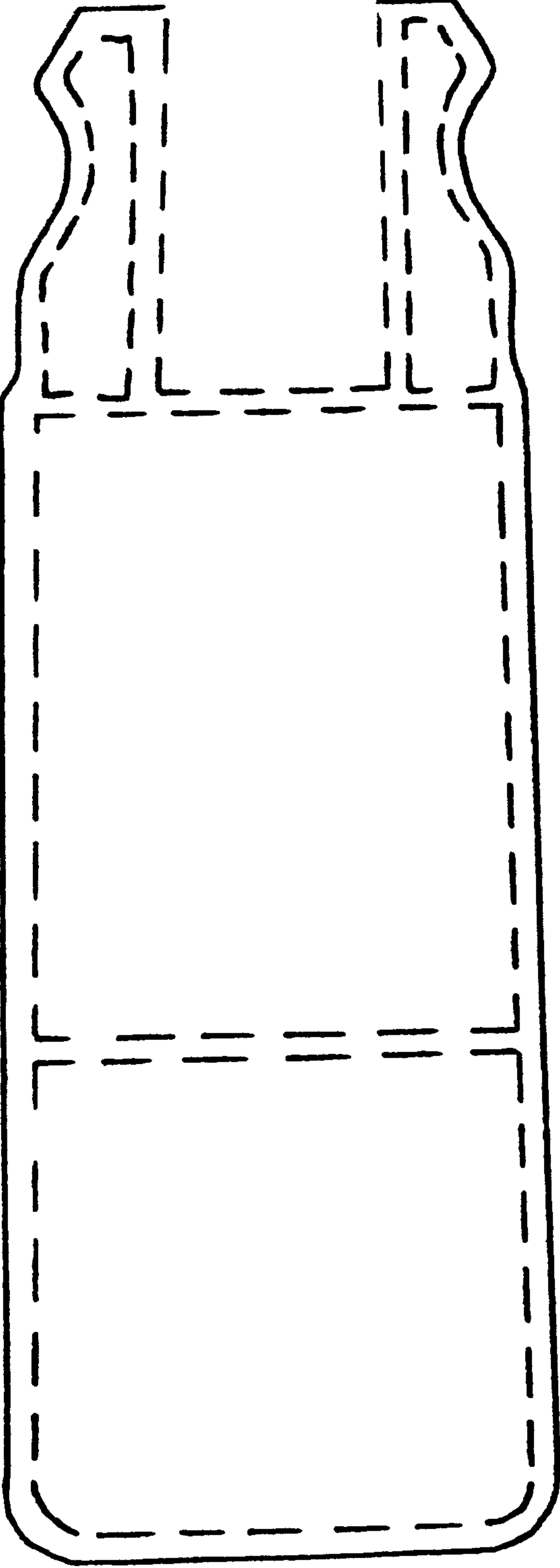


FIG. 2

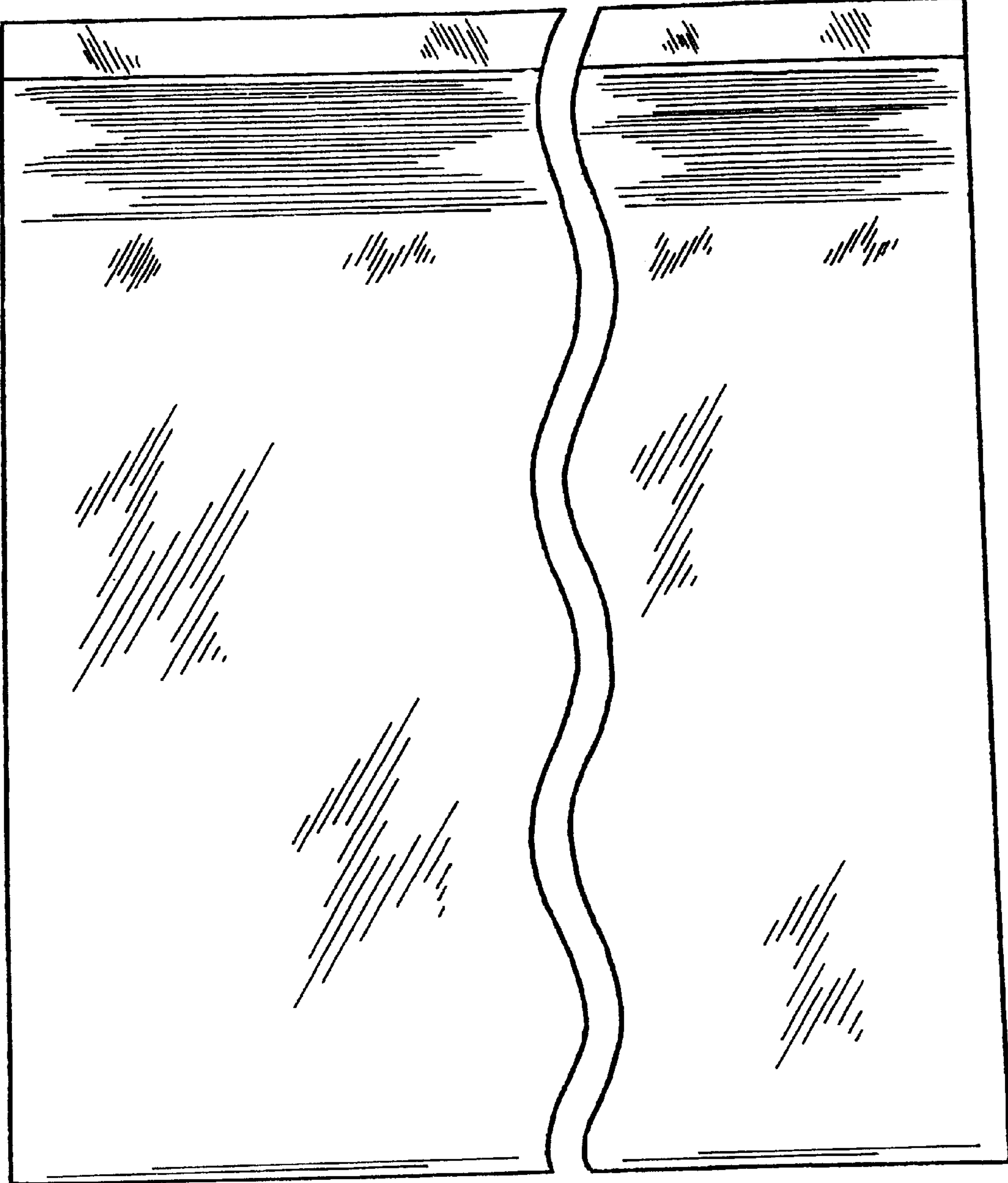


FIG. 3

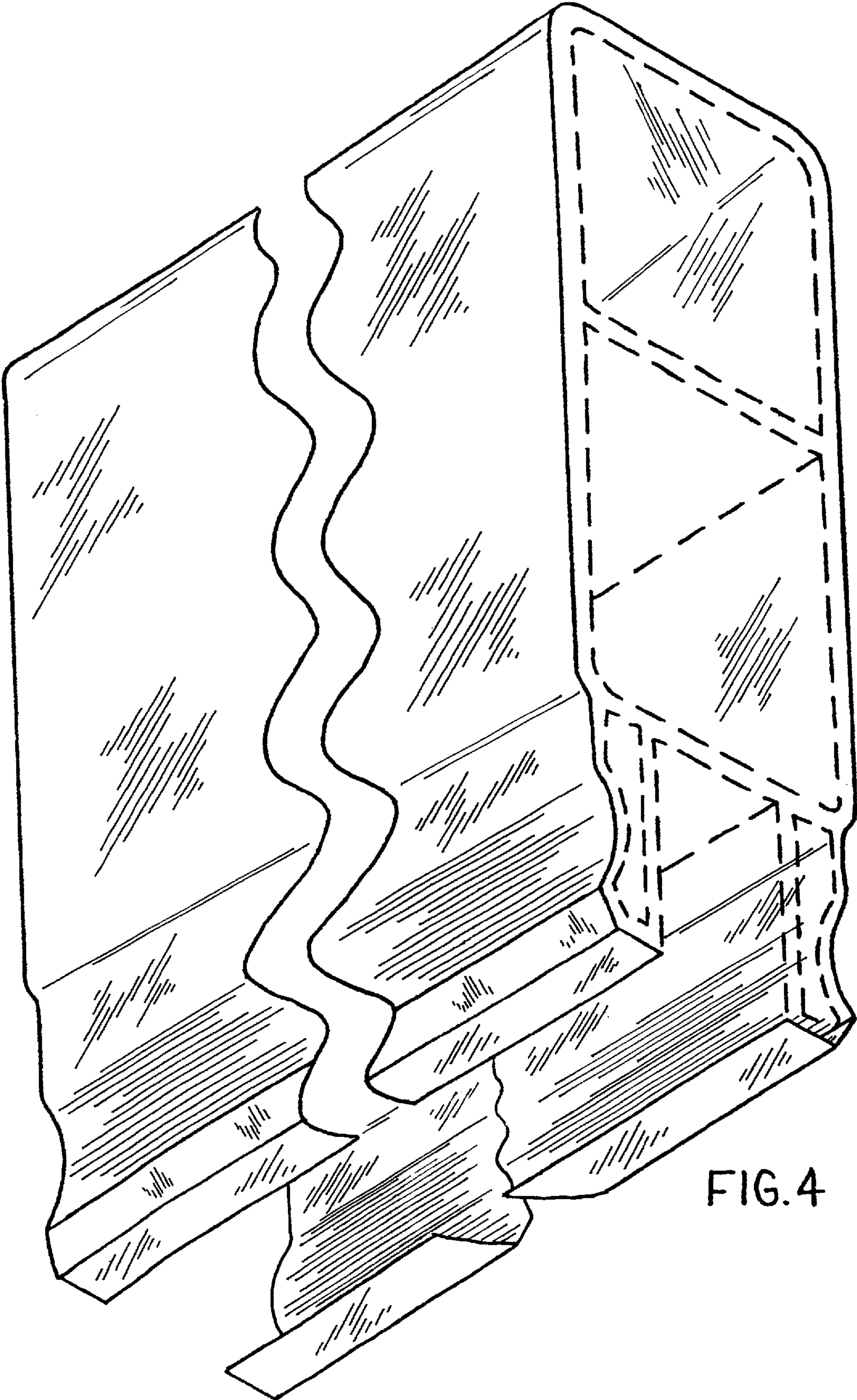


FIG. 4