

US00D500853S

(12) **United States Design Patent**
Peterson et al.

(10) **Patent No.: US D500,853 S**

(45) **Date of Patent: ** Jan. 11, 2005**

(54) **BOLSTER**

(75) Inventors: **Kristy Peterson**, Salt Lake City, UT (US); **Donald J. McMichael**, South Jordan, UT (US)

(73) Assignee: **Kimberly-Clarke Worldwide, Inc.**, Neenah, WI (US)

(**) Term: **14 Years**

(21) Appl. No.: **29/187,711**

(22) Filed: **Aug. 6, 2003**

(51) **LOC (7) Cl.** **24-02**

(52) **U.S. Cl.** **D24/130**

(58) **Field of Search** D24/130, 112, D24/108, 107, 128; 604/174, 103.03, 910, 180, 533, 284; 128/DIG. 26

(56) **References Cited**

U.S. PATENT DOCUMENTS

- 4,579,120 A * 4/1986 MacGregor 128/DIG. 26
- 4,666,433 A 5/1987 Parks
- 4,685,901 A 8/1987 Parks
- 4,701,163 A 10/1987 Parks
- 4,798,592 A 1/1989 Parks
- 5,073,166 A 12/1991 Parks et al.
- 5,234,417 A 8/1993 Parks et al.
- 5,250,040 A 10/1993 Parks et al.
- 5,356,391 A 10/1994 Stewart
- 5,399,173 A 3/1995 Parks et al.
- 5,458,583 A 10/1995 McNeely et al.
- 5,833,666 A * 11/1998 Davis et al. 604/180

- 2003/0109830 A1 * 6/2003 Picha et al. 604/174
- 2003/0139703 A1 * 7/2003 Burkett et al. 604/284

FOREIGN PATENT DOCUMENTS

- EP 0182539 A1 5/1986
- EP 0683684 B1 8/2001
- EP 0740556 B1 10/2002
- WO WO 91/09643 7/1991
- WO WO 93/08855 5/1993

OTHER PUBLICATIONS

- Abstract for JP 09-500796 T2, Jan 28, 1997.
- Abstract for JP 2000-503552 T2, Mar. 28, 2000.

* cited by examiner

Primary Examiner—Ian Simmons

(74) *Attorney, Agent, or Firm*—William W. Letson

(57) **CLAIM**

The ornamental design for a bolster, as shown and described.

DESCRIPTION

FIG. 1 is an perspective view of a bolster;
 FIG. 2 is a top view;
 FIG. 3 is a side view showing one alignment of the feet of the bolster;
 FIG. 4 is an alternate side view showing an alternate alignment of the feet of the bolster; and,
 FIG. 5 is a bottom view.
 The broken line showing in FIGS. 1, 2 and 5 is for illustrative purposes only and forms no part of the claimed design.

1 Claim, 1 Drawing Sheet

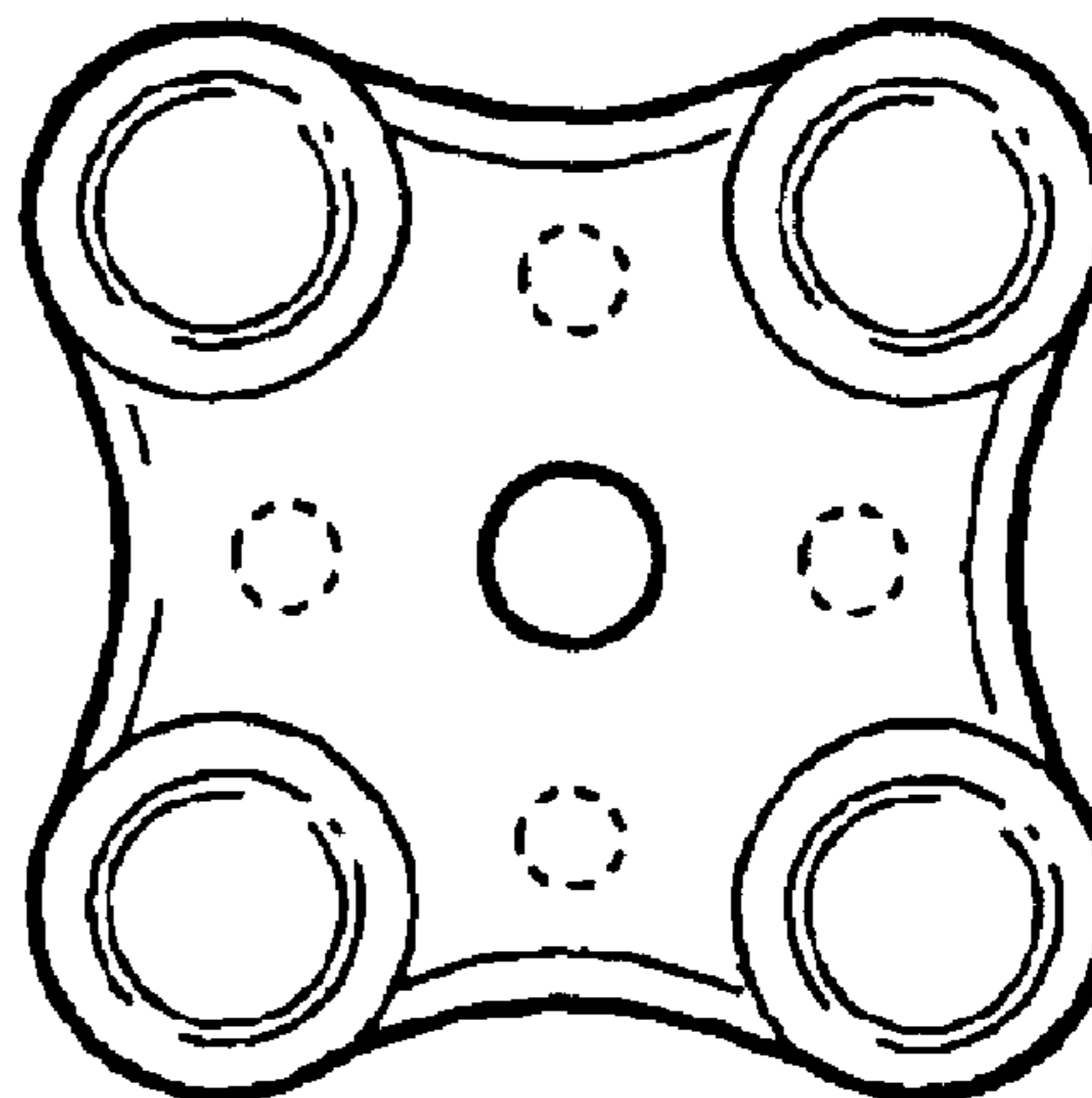
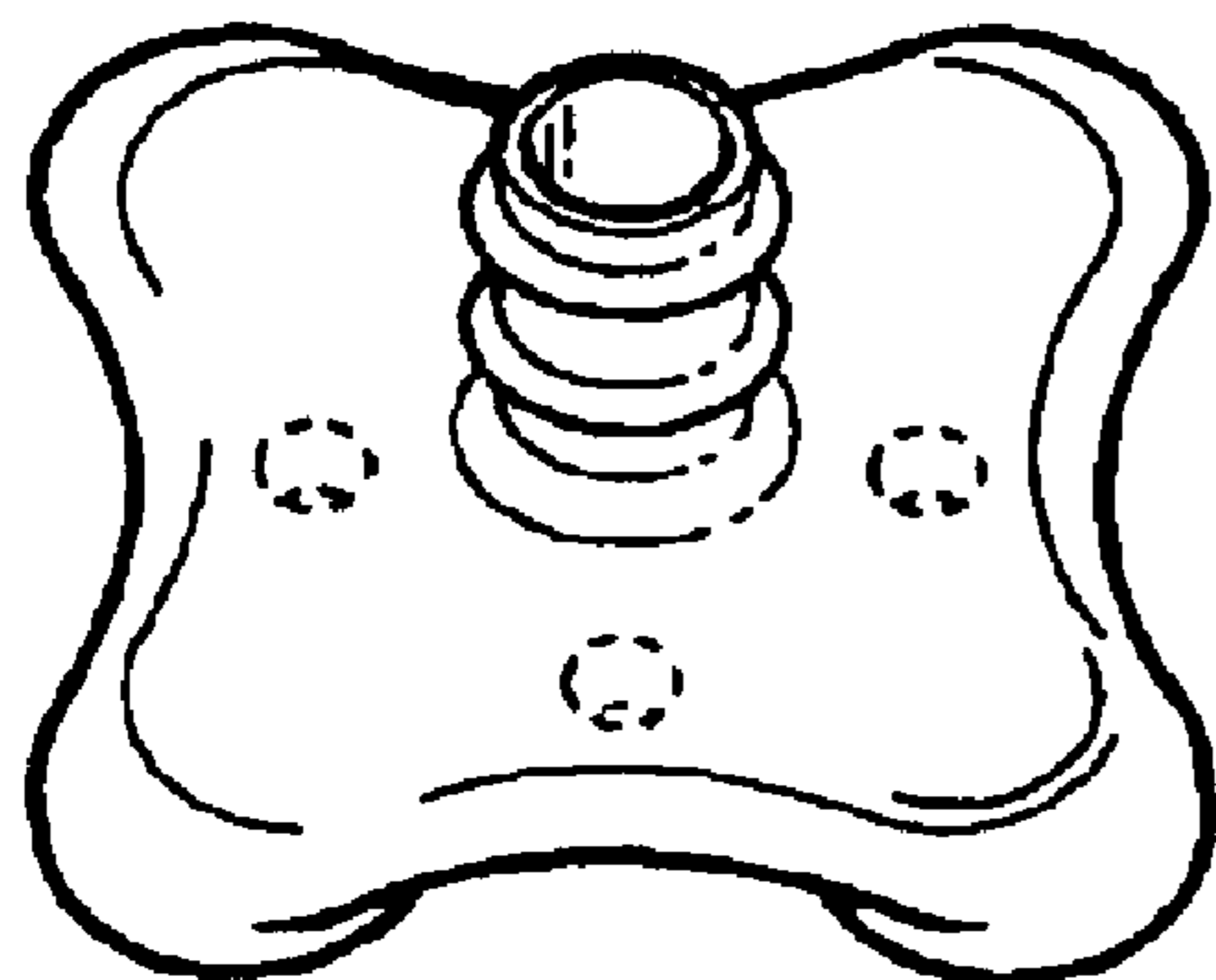


FIG. 1

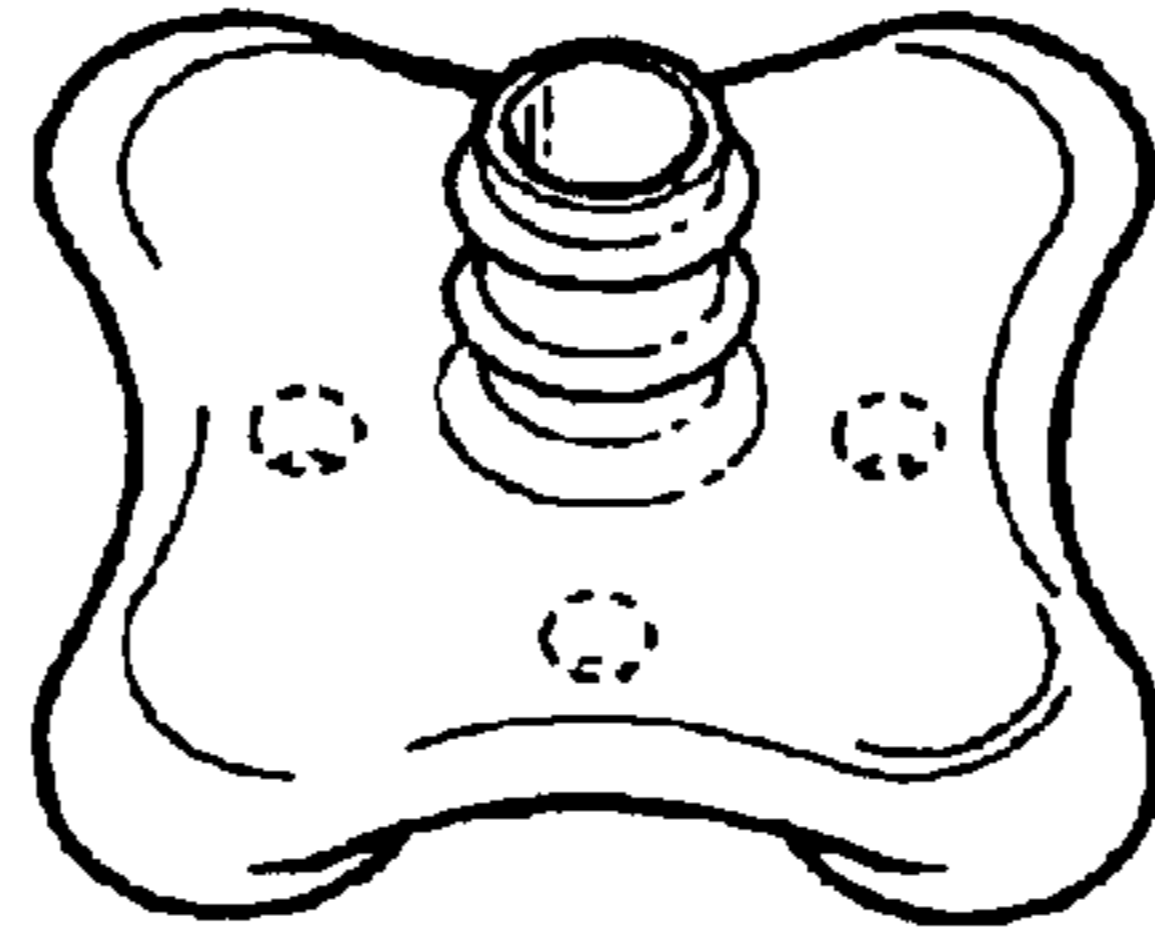


FIG. 2


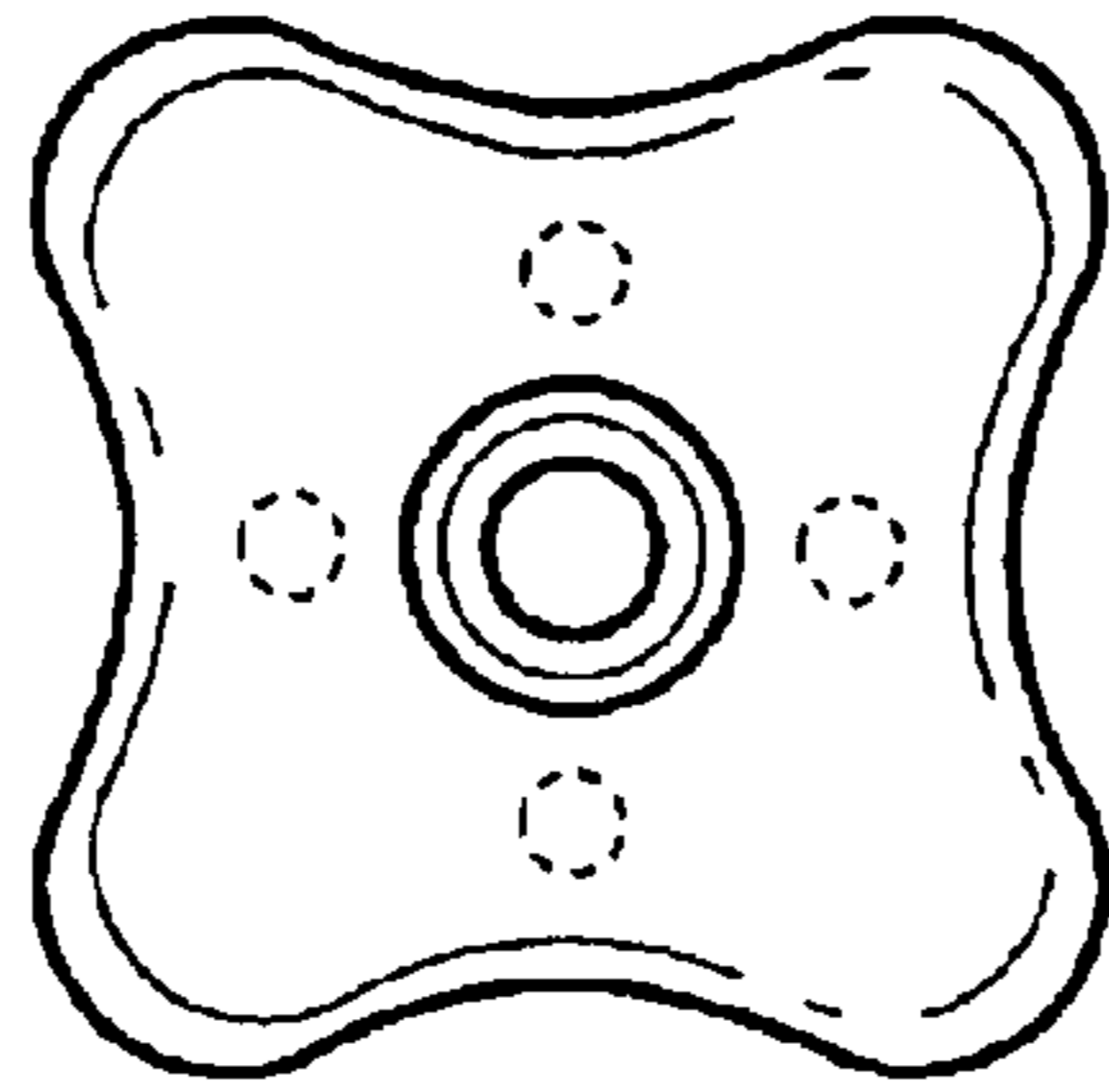


FIG. 4

FIG. 3




FIG. 5

