

US00D500849S

(12) **United States Design Patent** (10) **Patent No.:** **US D500,849 S**
Rinker et al. (45) **Date of Patent:** **** Jan. 11, 2005**

(54) **MEDICINAL TABLET**

(76) Inventors: **Roger A. Rinker**, 523 Fairhill Rd., Hatfield, PA (US) 19440; **Nicholas J. Casale**, 660 Carpenter's Way, Horsham, PA (US) 19044; **James H. Comly**, 410 Brandham Way, Downingtown, PA (US) 19335; **Brenda J. Pollock**, 7520 Kirwin La., Cupertino, CA (US) 95014; **Atul Ayer**, 931 Bautista Ct., Palo Alto, CA (US) 94303; **Johan Geerke**, 473 Arboleda Dr., Los Altos, CA (US) 94024; **Martin Costello**, 5405 Middy Common, Fremont, CA (US) 94555

(**) Term: **14 Years**

(21) Appl. No.: **29/197,239**

(22) Filed: **Jan. 13, 2004**

(51) **LOC (7) Cl.** **28-01**

(52) **U.S. Cl.** **D24/101**

(58) **Field of Search** D24/100, 101,
D24/102, 103, 104; D28/8.1, 8.2; D1/112,
108; 424/732, 439, 451, 464, 467, 468;
426/78

(56) **References Cited**

U.S. PATENT DOCUMENTS

3,620,759 A * 11/1971 Maddox 426/589
D226,346 S 2/1973 Newman
D237,199 S * 10/1975 Sauter D24/104
4,040,536 A * 8/1977 Schwarz D24/104
D258,091 S 1/1981 Reed et al.
D269,713 S 7/1983 Tovey
D269,714 S 7/1983 Tovey
D269,717 S 7/1983 Tovey

D269,721 S 7/1983 Tovey
D281,103 S 10/1985 Martin et al.
D284,411 S 6/1986 Taylor, Jr.
D285,364 S 8/1986 Tovey
D285,490 S 9/1986 Tovey
D285,729 S 9/1986 Tovey
D285,837 S 9/1986 Wittwer
D286,086 S 10/1986 Tovey
4,713,248 A * 12/1987 Kjornaes et al. 424/468
4,820,524 A 4/1989 Berta
4,851,230 A * 7/1989 Tencza et al. 424/467
5,234,099 A 8/1993 Berta
5,437,872 A * 8/1995 Lee 424/464
5,869,096 A * 2/1999 Barclay et al. 424/468
D430,932 S 9/2000 Vickery et al.
D431,076 S 9/2000 Chen et al.
6,113,945 A 9/2000 Jacobs et al.
D481,456 S 10/2003 McAllister et al.

* cited by examiner

Primary Examiner—Charles A. Rademaker

(74) *Attorney, Agent, or Firm*—David Crichton

(57) **CLAIM**

The ornamental design for a medicinal tablet, as shown and described.

DESCRIPTION

FIG. 1 is a front, top and right side perspective view of a medicinal tablet showing our new design;

FIG. 2 is a top plan view thereof;

FIG. 3 is a side elevation thereof, the side opposite being a mirror image;

FIG. 4 is a bottom plan view thereof; and,

FIG. 5 is an end elevation, the end opposite being a mirror image.

1 Claim, 2 Drawing Sheets

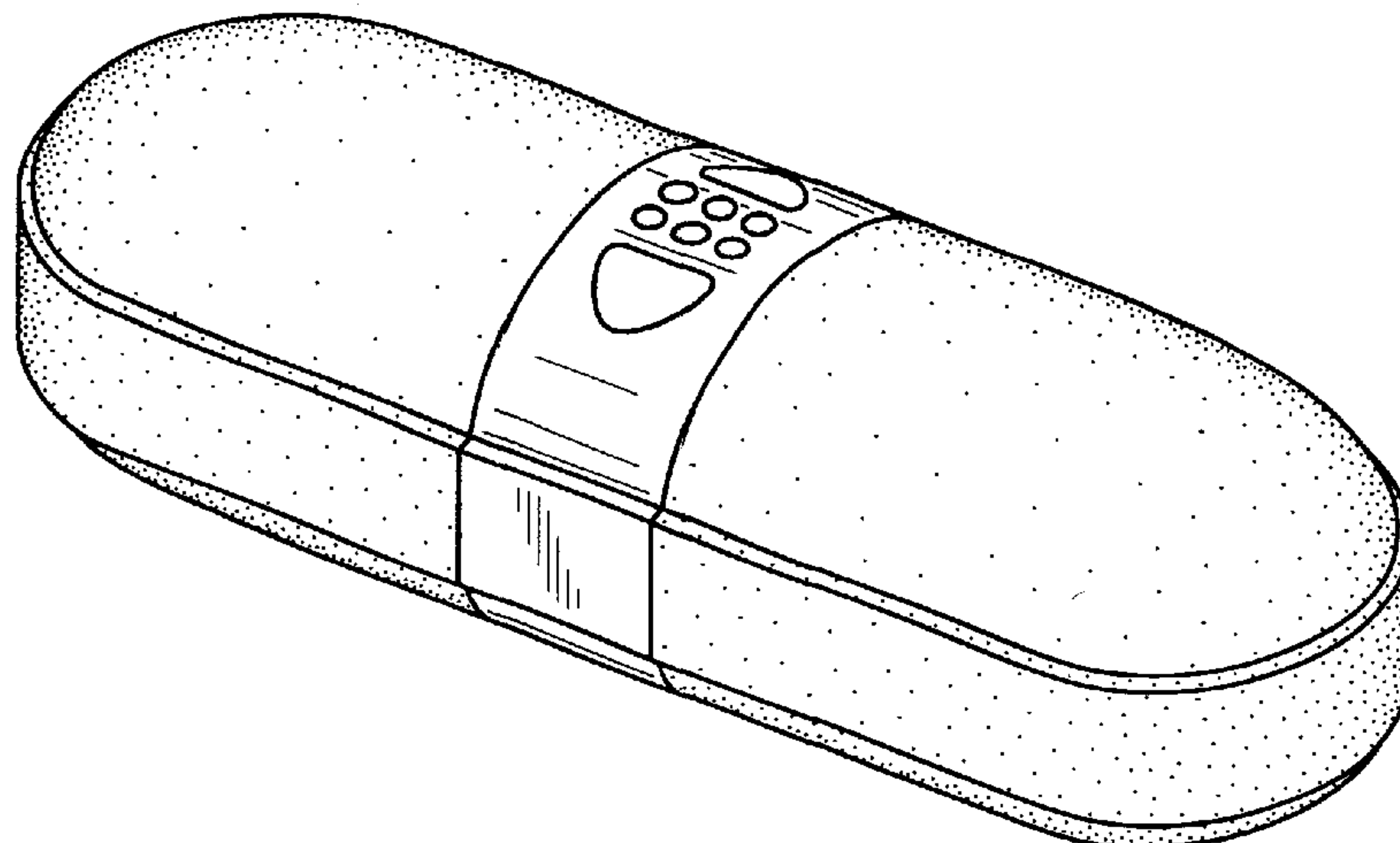


FIG. 1

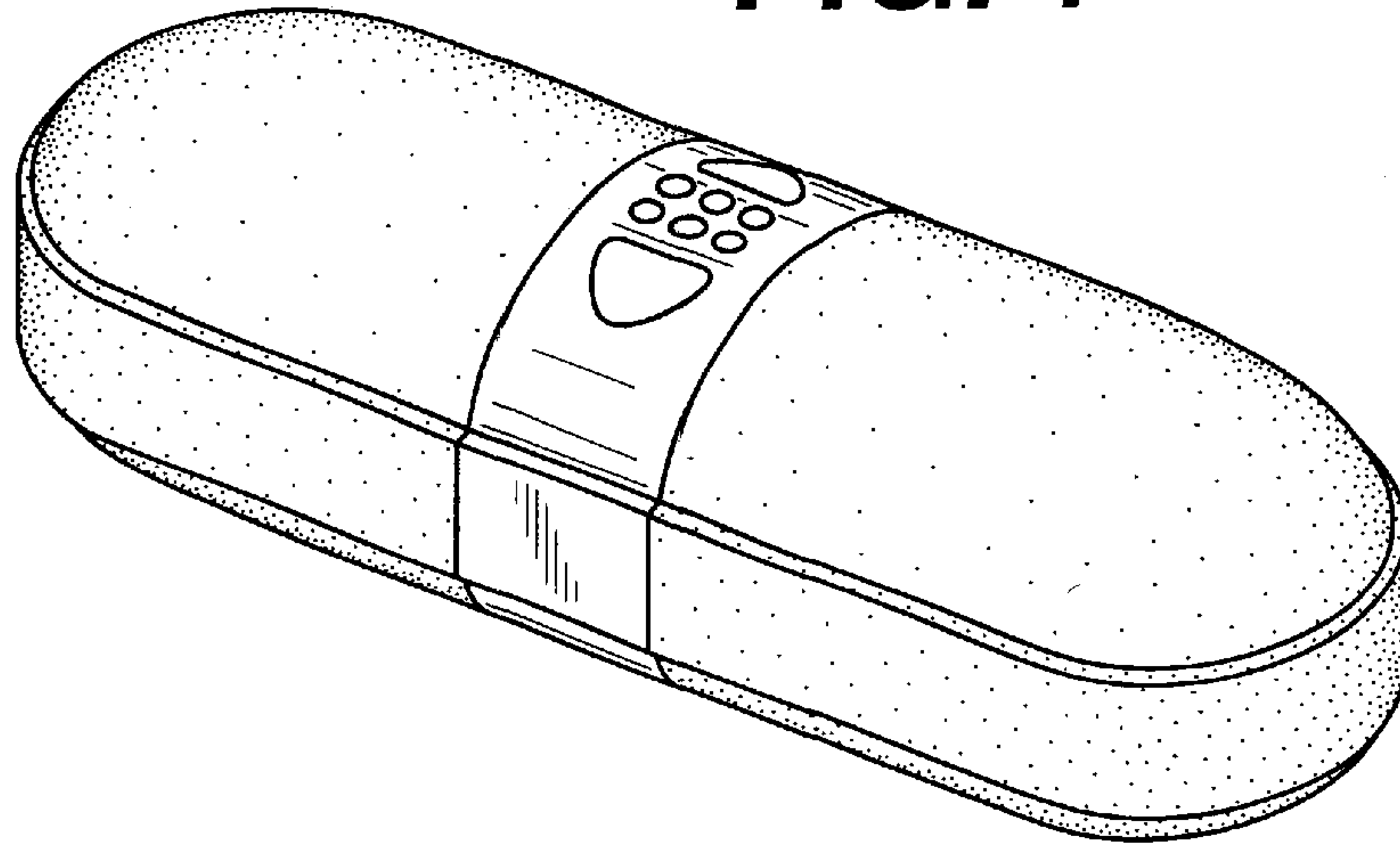


FIG. 2

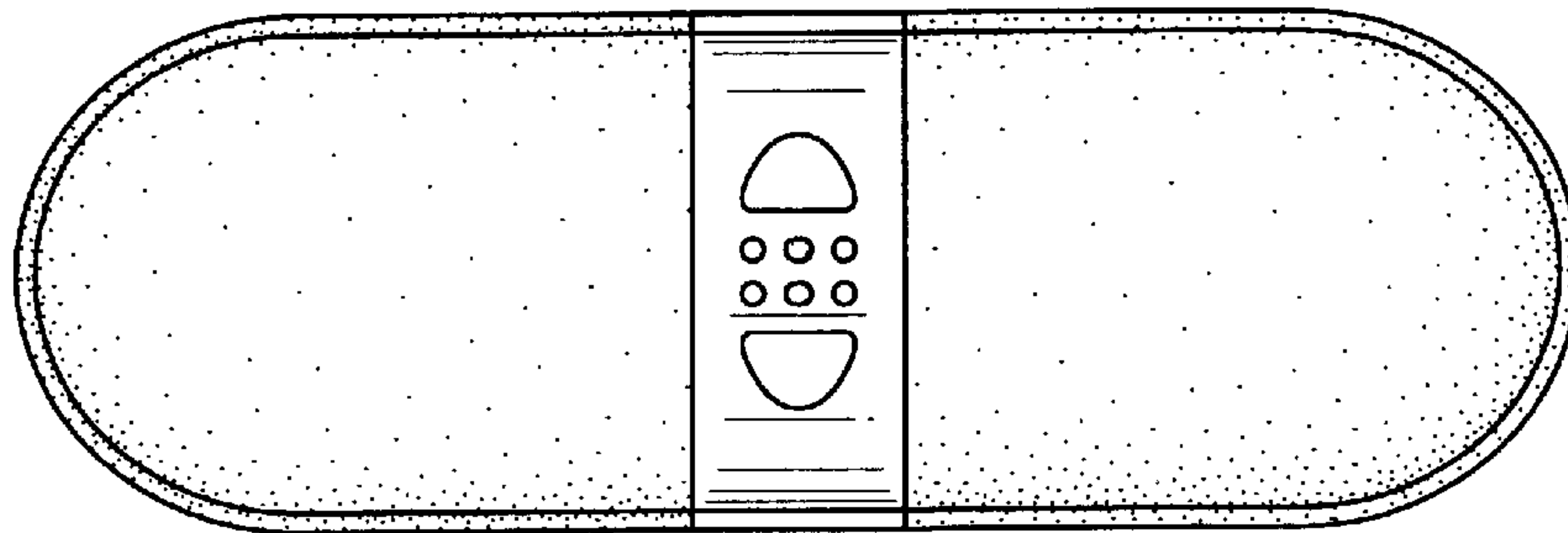


FIG. 3

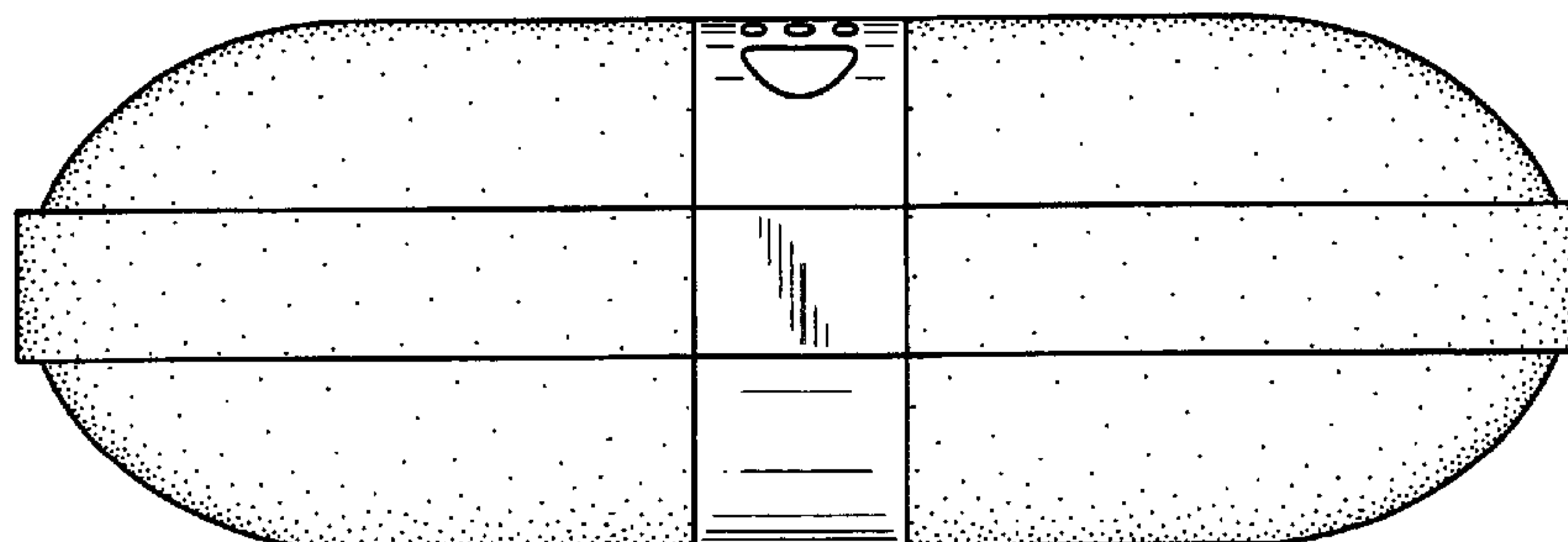


FIG. 4

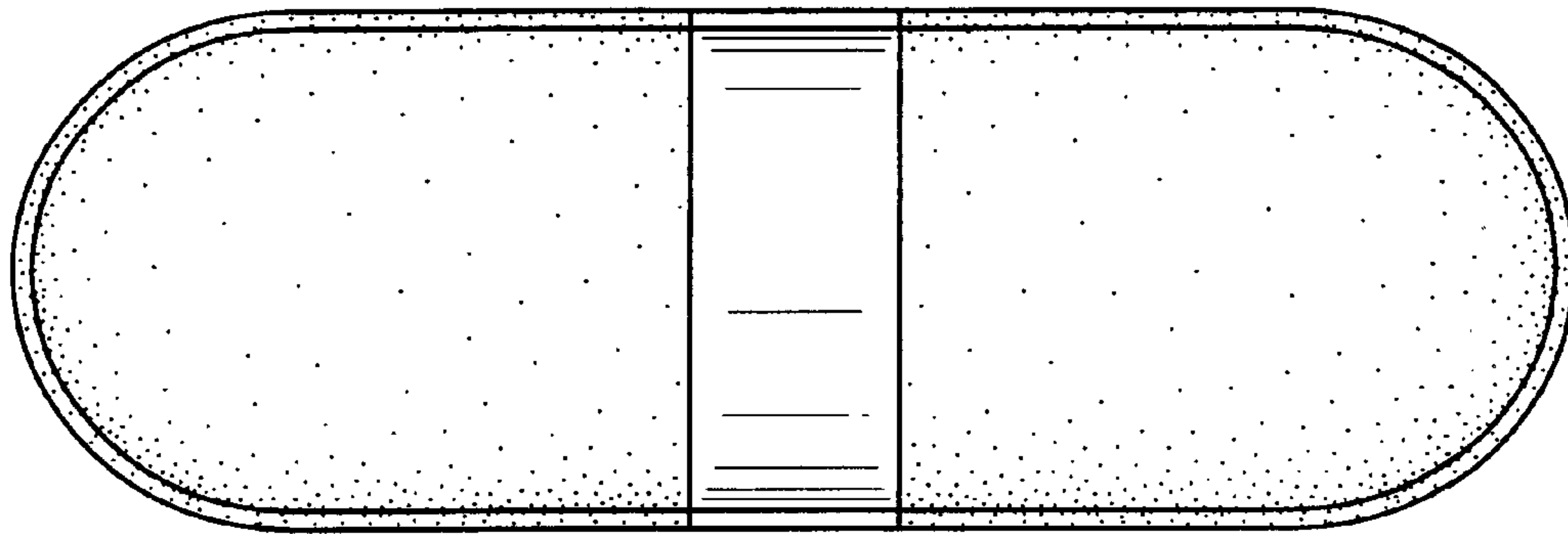


FIG. 5

