



US00D500833S

(12) **United States Design Patent**  
**Phillpott**

(10) **Patent No.:** **US D500,833 S**  
(45) **Date of Patent:** **\*\* Jan. 11, 2005**

(54) **FISHING LURE**

D474,830 S \* 5/2003 Littleton ..... D22/126

(76) **Inventor:** **William T. Phillpott**, 1701 Eisenhower Ave., Metairie, LA (US) 70003

\* cited by examiner

(\*\*) **Term:** **14 Years**

*Primary Examiner*—Catherine R. Oliver  
(74) *Attorney, Agent, or Firm*—Garvey, Smith, Nehrbass & Doody, LLC; Gregory C. Smith

(21) **Appl. No.:** **29/197,380**

(57) **CLAIM**

(22) **Filed:** **Jan. 14, 2004**

The ornamental design for a fishing lure, as shown and described.

(51) **LOC (7) Cl.** ..... **22-05**

(52) **U.S. Cl.** ..... **D22/133**

(58) **Field of Search** ..... D22/125–133;  
43/42.35, 42.24, 42.28, 42.45, 42.29, 42.3,  
42.09, 42.02, 42.2, 42.26, 42.48

**DESCRIPTION**

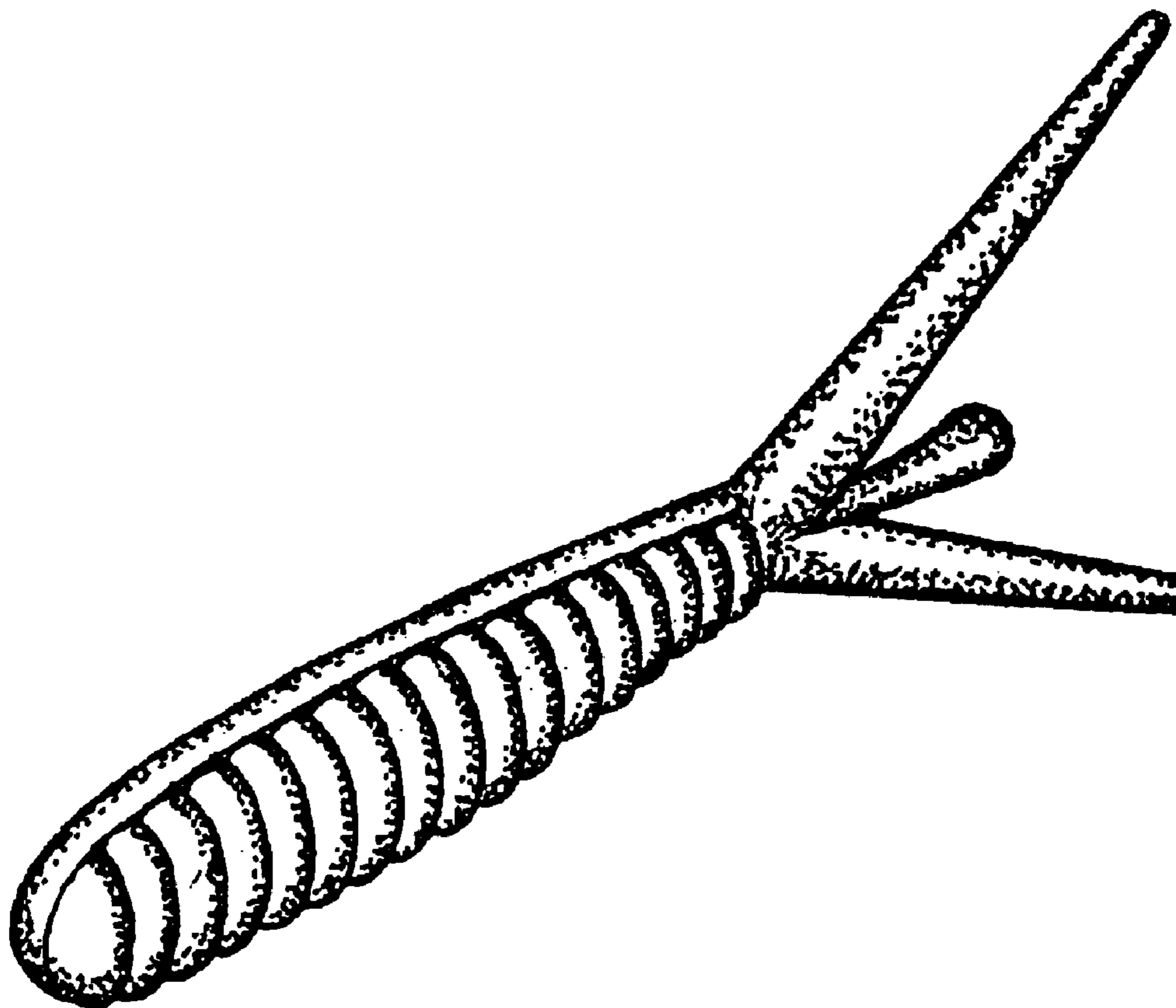
FIG. 1 is a perspective view of the fishing lure showing my new design;  
FIG. 2 is a bottom view thereof;  
FIG. 3 is a top view thereof;  
FIG. 4 is a right side view, with the left side view being a mirror image thereof;  
FIG. 5 is a rear view thereof; and,  
FIG. 6 is a front view thereof.

(56) **References Cited**

**U.S. PATENT DOCUMENTS**

D385,329 S	*	10/1997	Betts	.....	D22/127
6,082,038 A	*	7/2000	Link	.....	43/42.24
6,173,523 B1	*	1/2001	Johnson	.....	43/42.24
6,266,915 B1	*	7/2001	Stump	.....	43/42.24

**1 Claim, 2 Drawing Sheets**



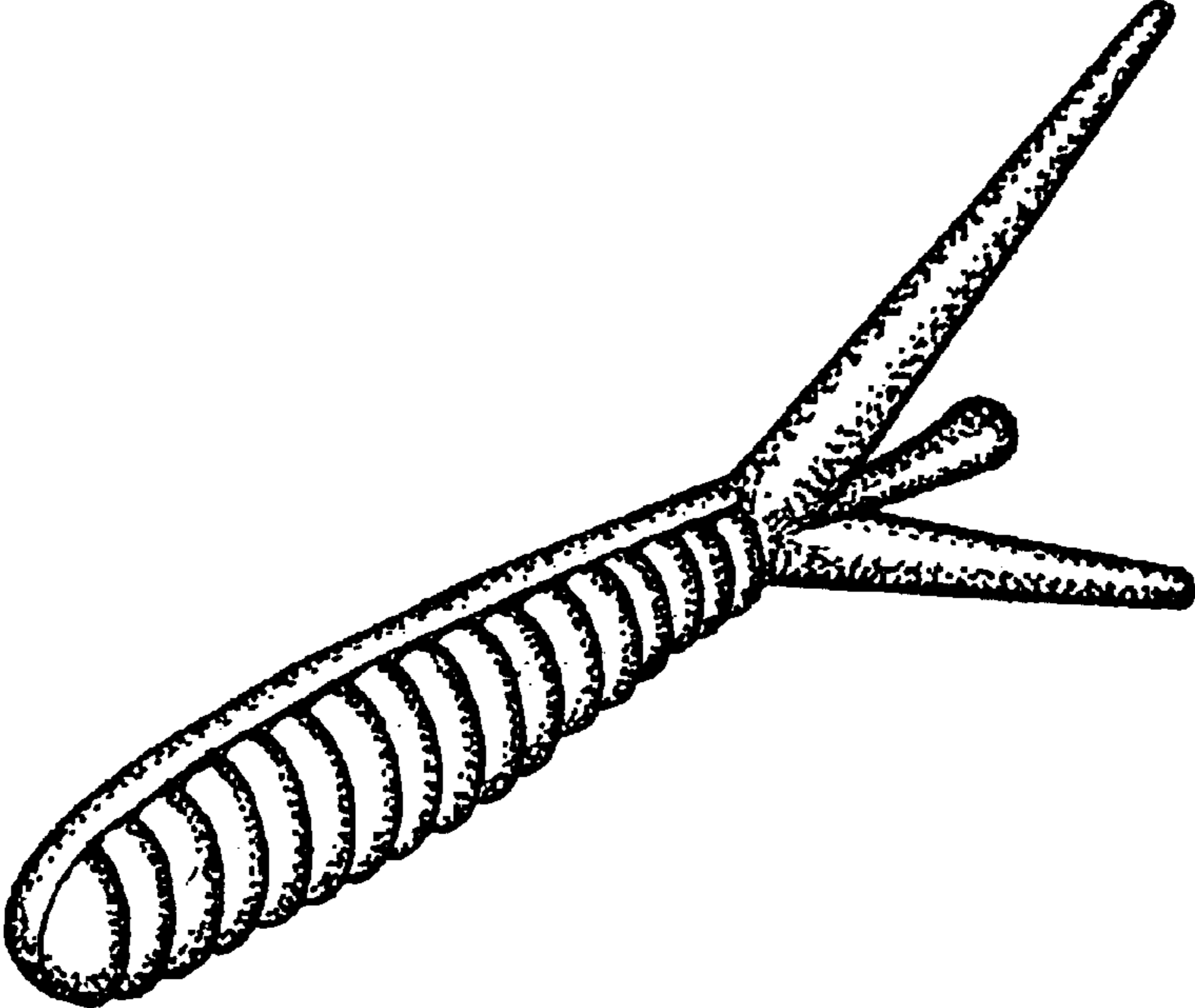


FIG. 1

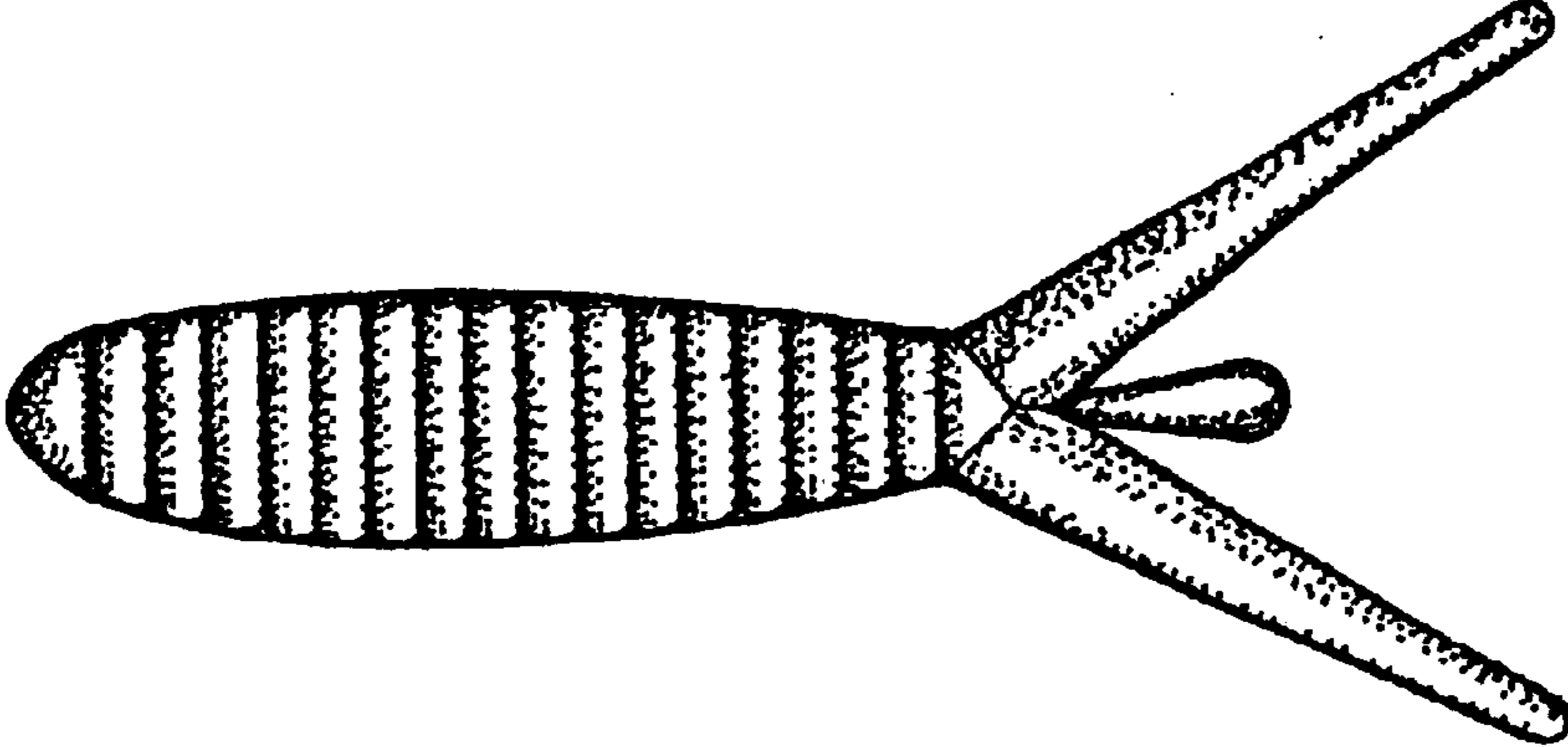


FIG. 2

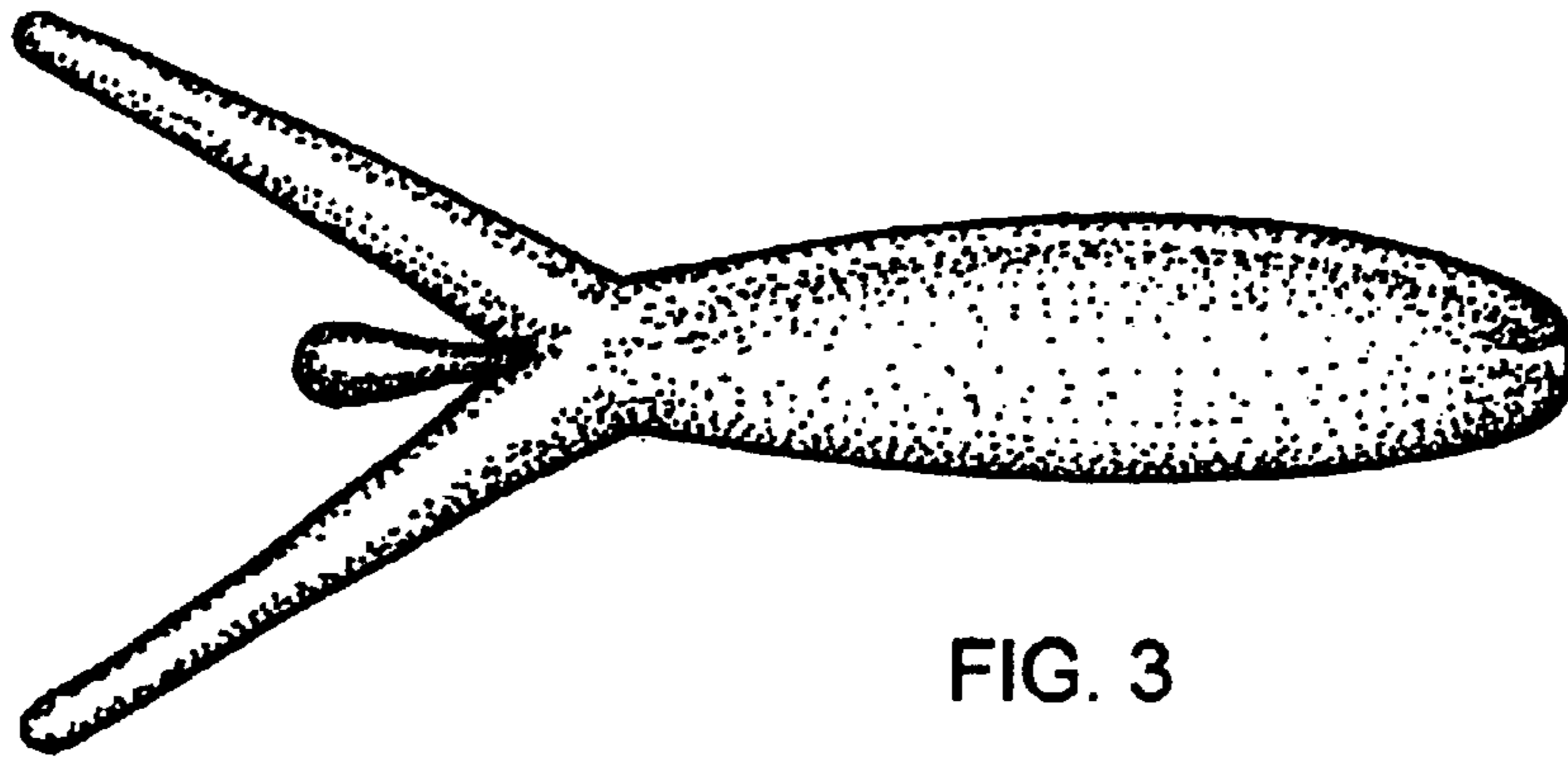


FIG. 3



FIG. 4



FIG. 5



FIG. 6