

US00D500832S

(12) **United States Design Patent**
Richardson et al.

(10) **Patent No.: US D500,832 S**
(45) **Date of Patent: ** Jan. 11, 2005**

(54) **MOLDED WORM FISHING LURE**

(75) Inventors: **Robert E. Richardson**, McKinney, TX (US); **Raymond A. Richardson**, McKinney, TX (US)

(73) Assignee: **Freebird Enterprises, L.L.C.**, McKinney, TX (US)

(**) Term: **14 Years**

(21) Appl. No.: **29/197,880**

(22) Filed: **Jan. 20, 2004**

(51) **LOC (7) Cl.** **22-05**

(52) **U.S. Cl.** **D22/127**

(58) **Field of Search** D22/125-133;
43/44.2, 42, 43.1, 44.8, 44.96, 44.4, 43.12,
44.81, 42.24, 42.31, 42.34

(56) **References Cited**

U.S. PATENT DOCUMENTS

2,979,850 A * 4/1961 Lund 43/42.24
3,349,513 A * 10/1967 Jeff 43/42.02

D460,801 S * 7/2002 Jones D22/127
2004/0000086 A1 * 1/2004 Wetherington et al. 43/42.24

* cited by examiner

Primary Examiner—Catherine R. Oliver

(74) *Attorney, Agent, or Firm*—Mark W. Handley; Chauza & Handley, LLP

(57) **CLAIM**

The ornamental design for a molded worm fishing lure, as shown and described.

DESCRIPTION

FIG. 1 is a front elevation view of a molded worm fishing lure embodying my design, which identical to right and left side elevation views;

FIG. 2 is a rear elevation view of the molded worm fishing lure, which is identical to right and left side elevation views;

FIG. 3 is a top view of the molded worm fishing lure; and,

FIG. 4 is a bottom view of the molded worm fishing lure. The broken lines are shown for illustrative purposes only and form no part of the claimed design.

1 Claim, 1 Drawing Sheet

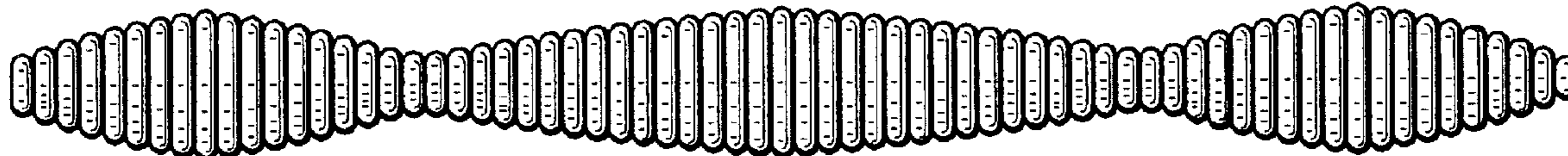


FIG. 1

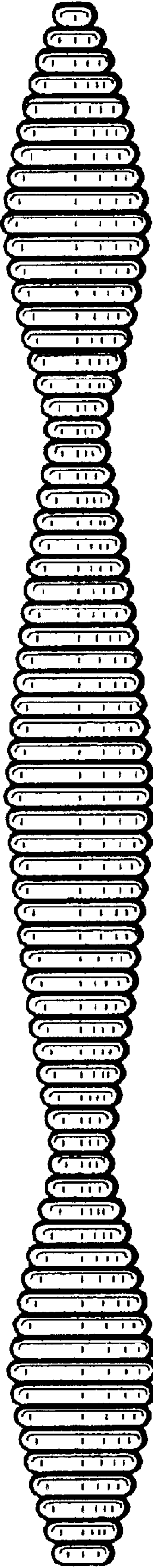


FIG. 2




FIG. 3



FIG. 4

