

US00D500822S

(12) **United States Design Patent**
Koenig

(10) **Patent No.:** **US D500,822 S**
(45) **Date of Patent:** **** Jan. 11, 2005**

(54) **WEIGHT LIFTER'S APPARATUS FOR STRENGTHENING THE LOWER LEGS**

(76) **Inventor:** **Jeret Clay Koenig**, 2421 Forest Ave., Apt. #2, Des Moines, IA (US) 50311

(**) **Term:** **14 Years**

(21) **Appl. No.:** **29/185,887**

(22) **Filed:** **Jul. 7, 2003**

(51) **LOC (7) Cl.** **21-02**

(52) **U.S. Cl.** **D21/688**

(58) **Field of Search** D21/662, 685, D21/688, 686, 671; 482/79, 80, 907, 146, 147; D6/349

(56) **References Cited**

U.S. PATENT DOCUMENTS

D227,584 S	*	7/1973	Perez	D21/688
4,501,421 A	*	2/1985	Kane et al.	482/80
4,561,649 A	*	12/1985	Forsythe	482/80
4,601,469 A	*	7/1986	Sasser, Jr.	482/146
4,694,684 A	*	9/1987	Campbell, III	73/65.07
4,759,542 A	*	7/1988	Hudec	482/34

D347,869 S	*	6/1994	Friend	D21/685
D383,510 S	*	9/1997	Bernardson	D21/688
5,765,921 A	*	6/1998	Chuang	297/423.46
D405,135 S	*	2/1999	Scott	D21/688
5,891,002 A	*	4/1999	Maki	482/79

* cited by examiner

Primary Examiner—Philip S. Hyder

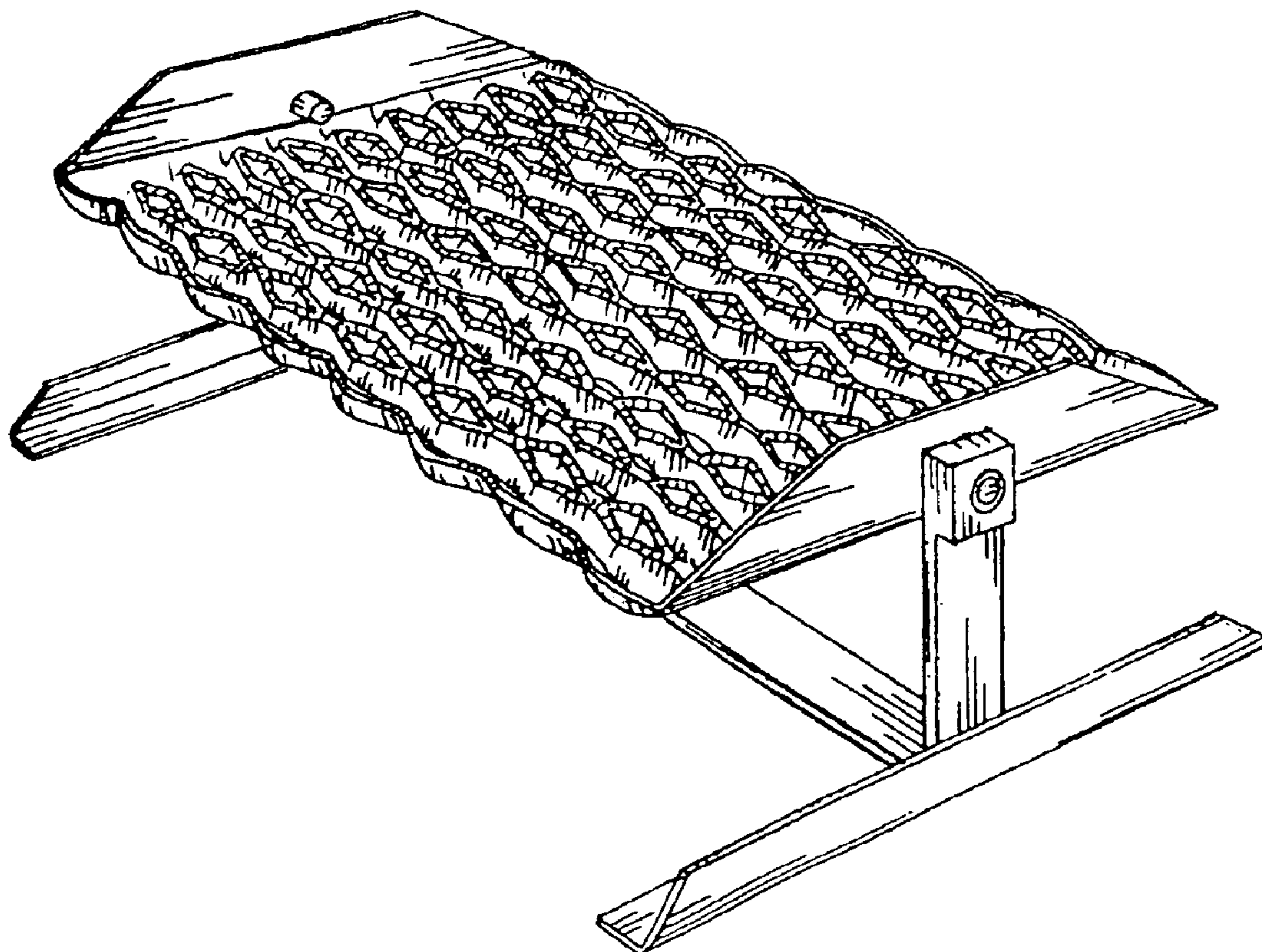
(57) **CLAIM**

The ornamental design for a weight lifter's apparatus for strengthening the lower legs, as shown and described.

DESCRIPTION

FIG. 1 is an isometric perspective of a weight lifter's apparatus for strengthening the lower legs showing my new design;
 FIG. 2 is a front and rear elevational view of the design of FIG. 1;
 FIG. 3 is a left and right side elevational view of the design of FIG. 1;
 FIG. 4 is a top plan view of the design of FIG. 1; and,
 FIG. 5 is a bottom plan view of the design of FIG. 1.

1 Claim, 2 Drawing Sheets



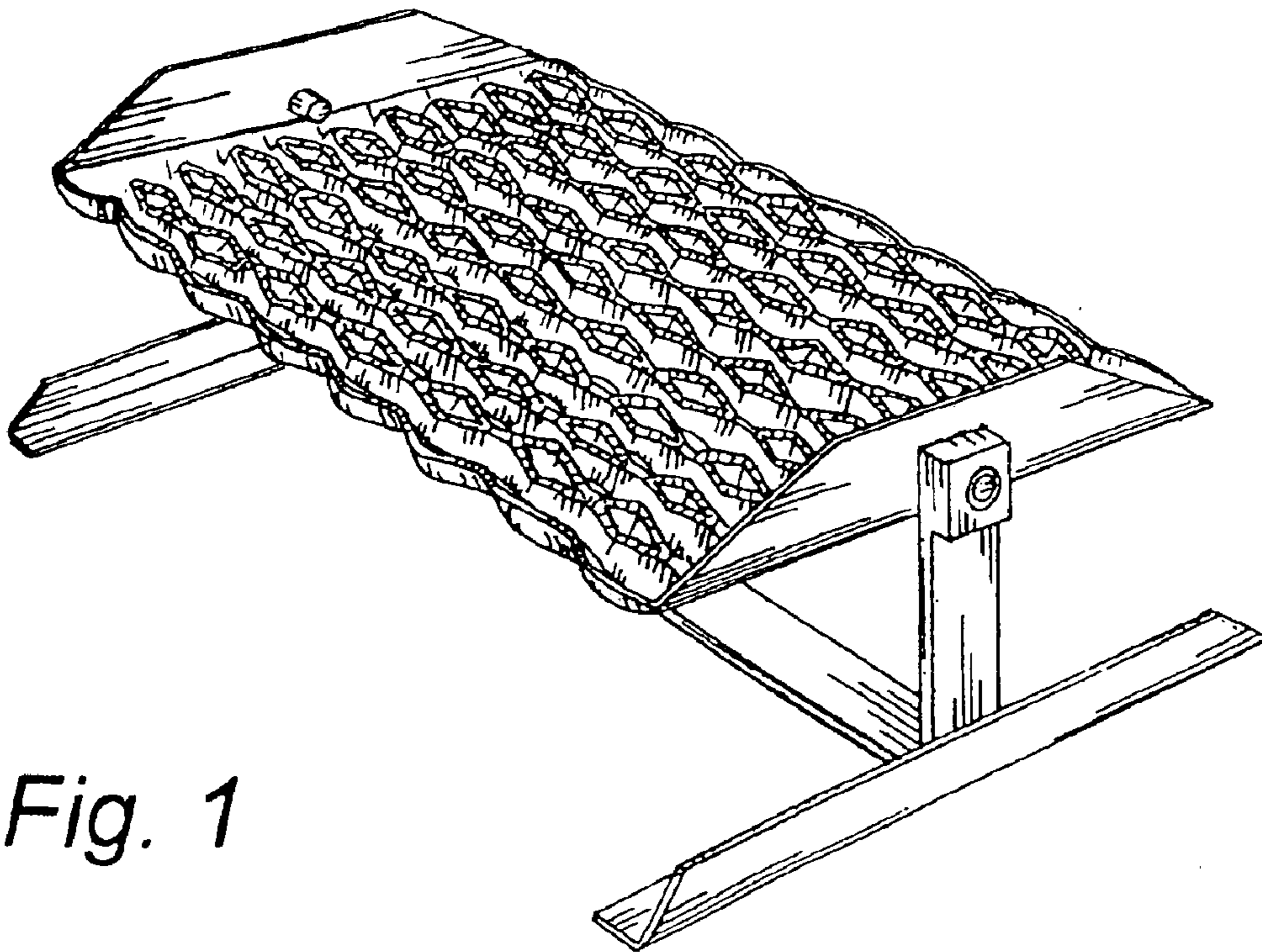


Fig. 1

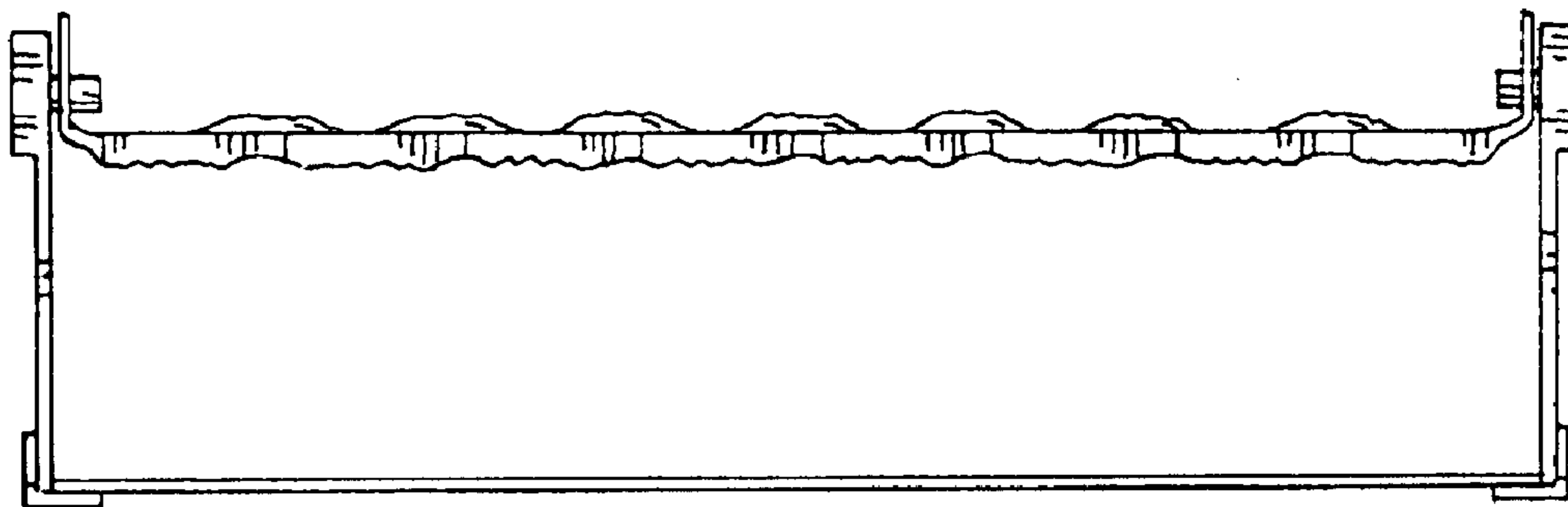


Fig. 2

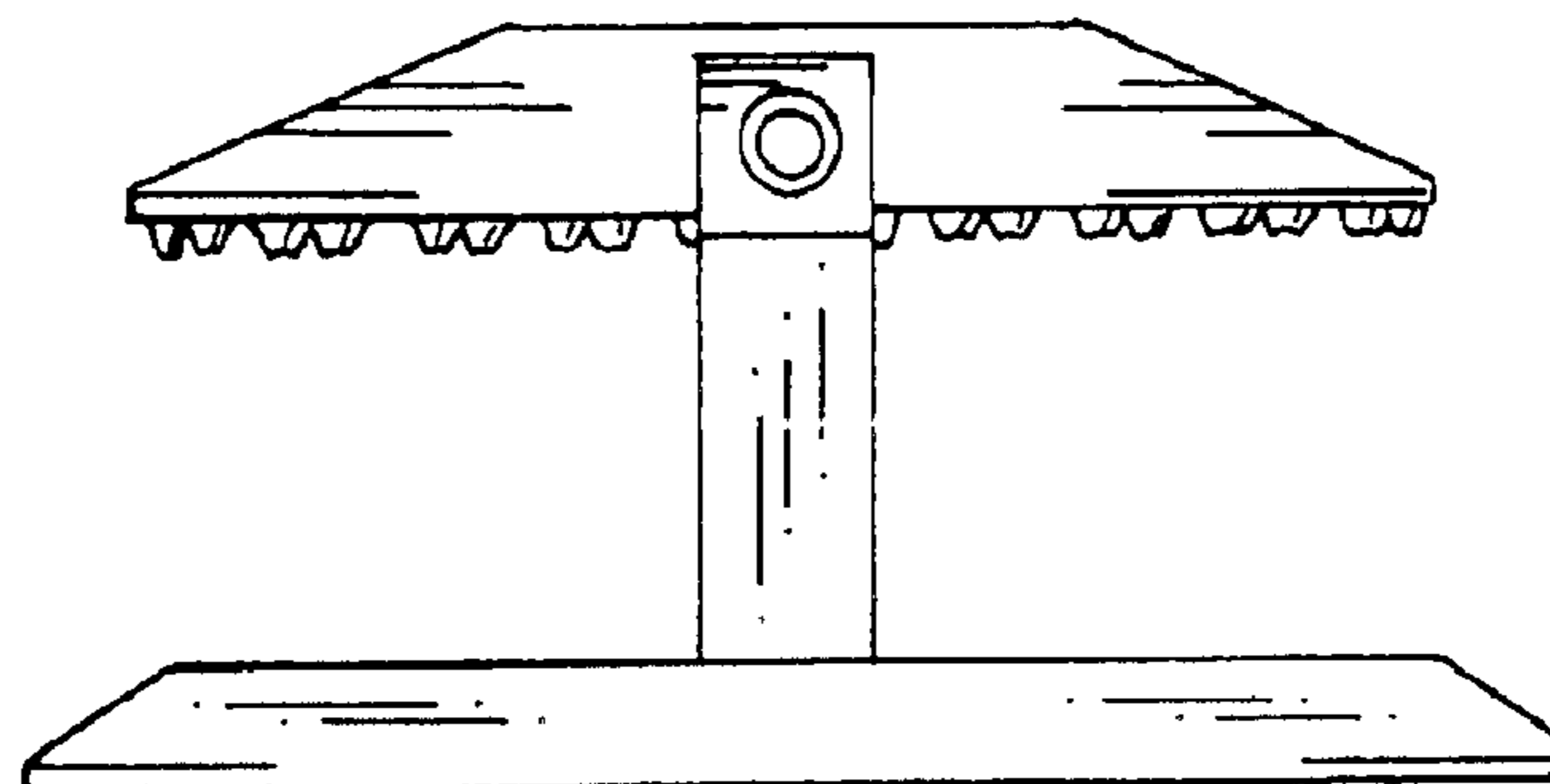


Fig. 3




Fig. 4

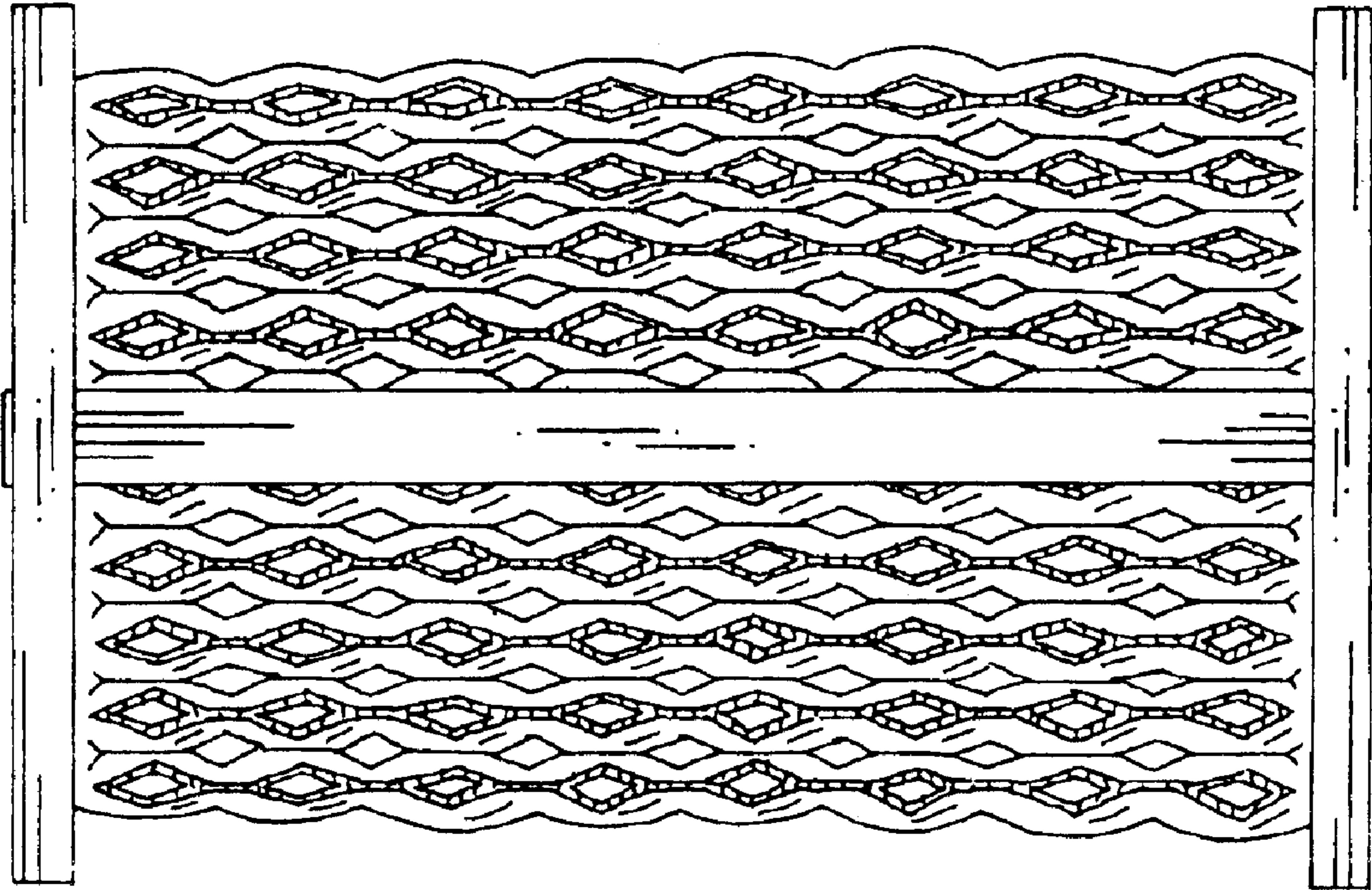


Fig. 5