

US00D500819S

(12) **United States Design Patent**  
**Aoki**

(10) **Patent No.: US D500,819 S**  
(45) **Date of Patent: \*\* Jan. 11, 2005**

(54) **DRAGON HEAD DOLL**

(75) Inventor: **Eiko Aoki, Hyogo (JP)**

(73) Assignee: **Ryunoko Planning Ltd., Hyogo (JP)**

(\*\*) Term: **14 Years**

(21) Appl. No.: **29/188,354**

(22) Filed: **Aug. 19, 2003**

(30) **Foreign Application Priority Data**

May 20, 2003 (JP) ..... 2003-013986

(51) **LOC (7) Cl. .... 21-01**

(52) **U.S. Cl. .... D21/625; D21/627; D21/630;  
D21/631**

(58) **Field of Search** ..... D21/621, 625,  
D21/627, 631, 643, 644, 645, 649, 615,  
622, 630, 633, 639, 642; 446/268, 369-372

(56) **References Cited**

**U.S. PATENT DOCUMENTS**

D119,409 S \* 3/1940 Wentling ..... D21/649

D137,903 S \* 5/1944 Asch ..... D21/625  
D165,725 S \* 1/1952 Swedlin ..... D21/627  
D301,507 S \* 6/1989 Darville ..... D21/645  
D450,787 S \* 11/2001 Jenkins et al. .... D21/577

\* cited by examiner

*Primary Examiner*—Lucy Lieberman

(74) *Attorney, Agent, or Firm*—Baker & Hostetler LLP

(57) **CLAIM**

The ornamental design for a dragon head doll, as shown and described.

**DESCRIPTION**

FIG. 1 is a front elevation of a dragon head doll showing my new design;

FIG. 2 is a right side view thereof;

FIG. 3 is a left side view thereof;

FIG. 4 is a rear view thereof;

FIG. 5 is a top view thereof; and,

FIG. 6 is a bottom view thereof.

**1 Claim, 3 Drawing Sheets**




FIG. 2

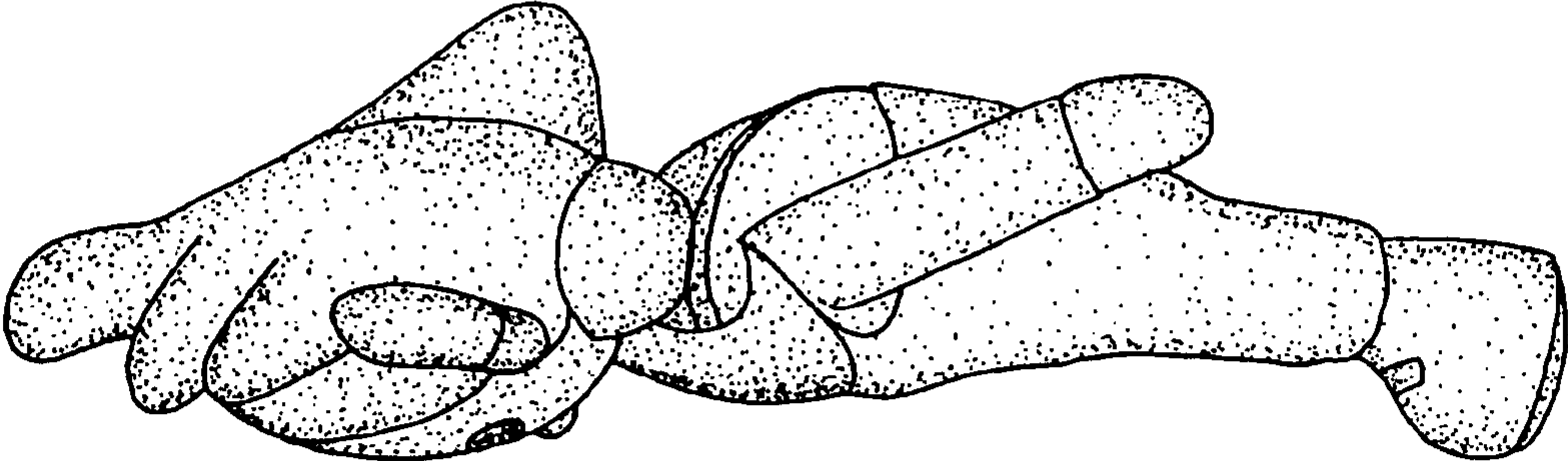


FIG. 1




FIG. 4

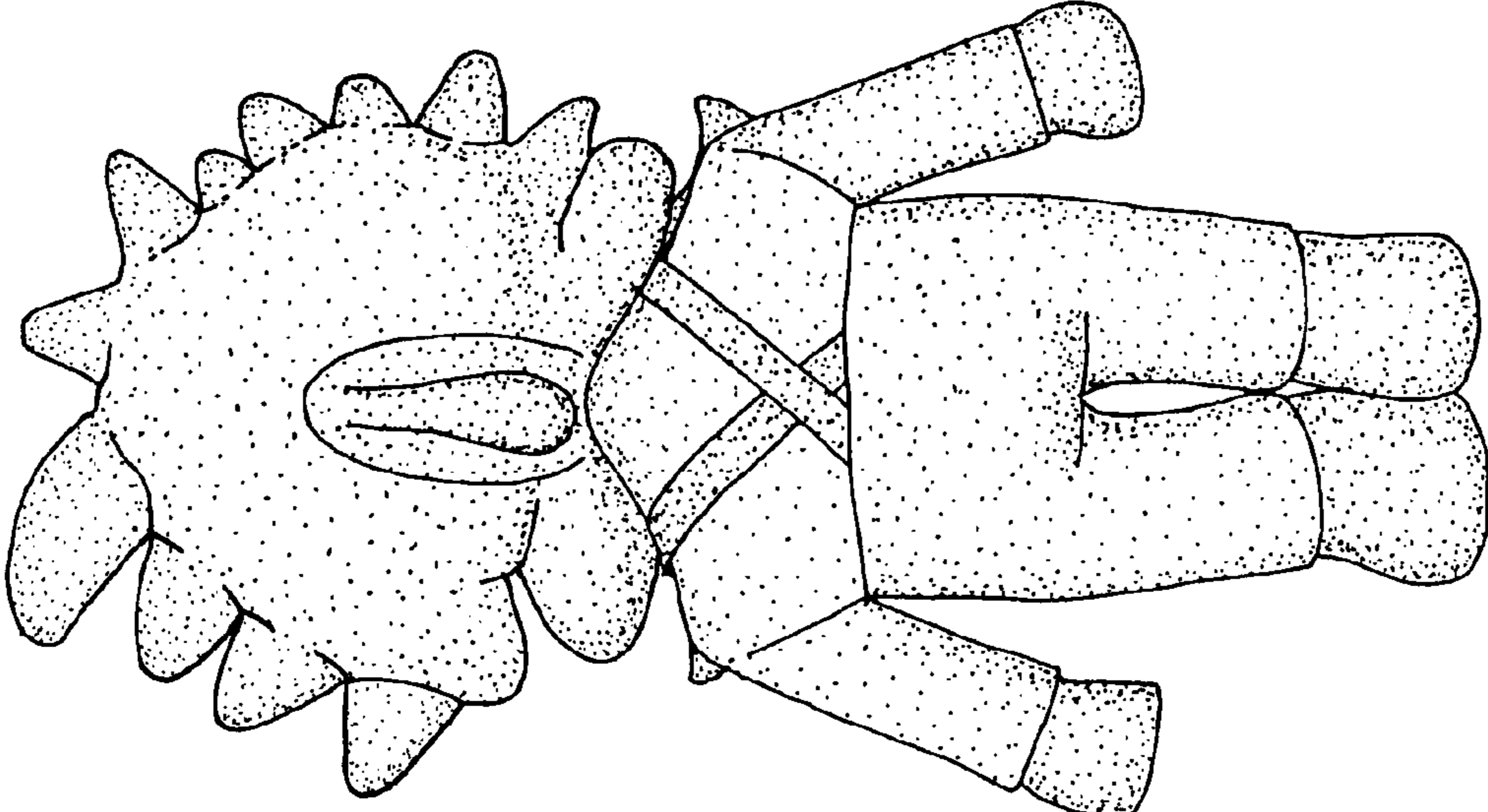


FIG. 3

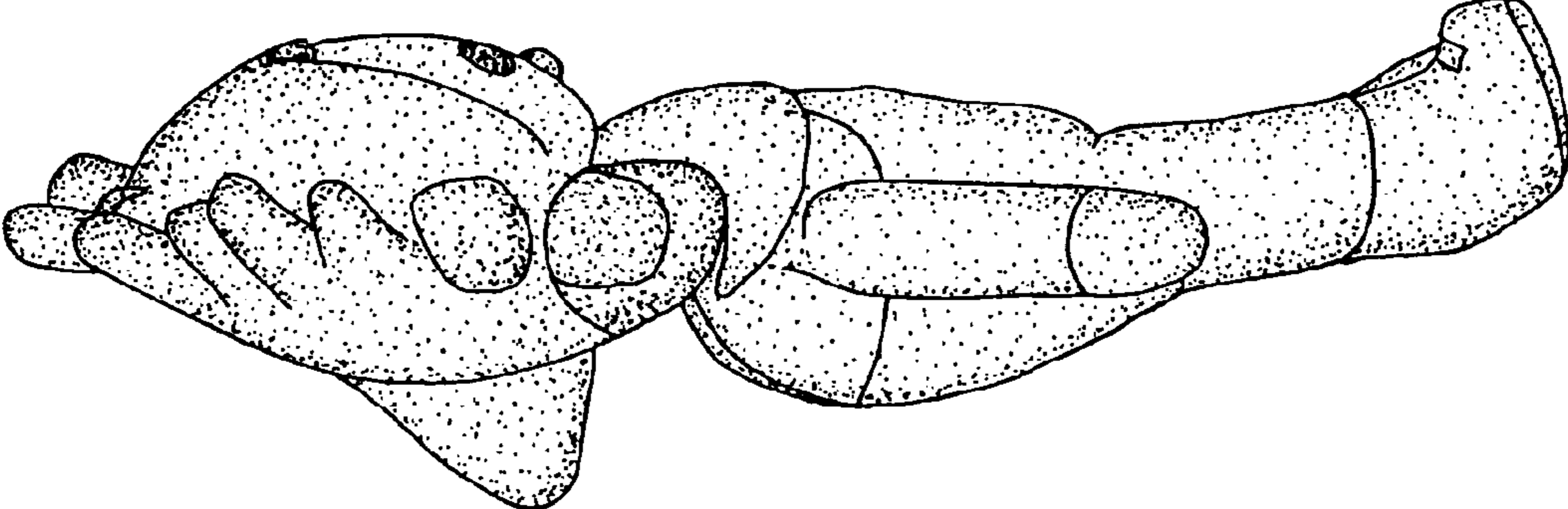


FIG. 5

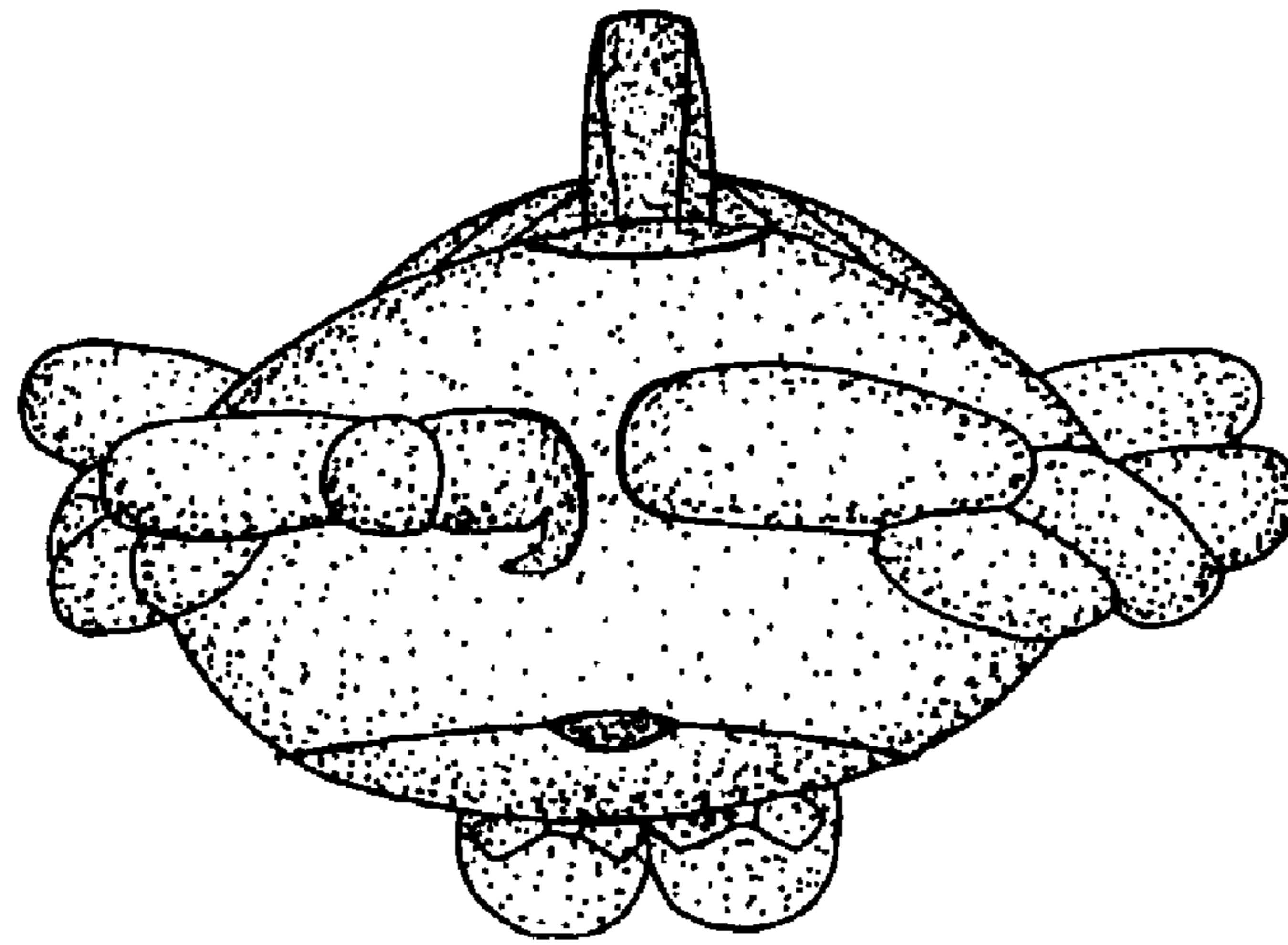


FIG. 6

