

US00D500812S

(12) **United States Design Patent**
Nudo, Jr.

(10) **Patent No.:** **US D500,812 S**
(45) **Date of Patent:** **** Jan. 11, 2005**

- (54) **SIGN POST ASSEMBLY**
- (76) **Inventor:** **Samuel Nudo, Jr.**, 4908 Bears Paw,
Springfield, IL (US) 62707
- (**) **Term:** **14 Years**
- (21) **Appl. No.:** **29/204,374**
- (22) **Filed:** **Apr. 29, 2004**
- (51) **LOC (7) Cl.** **20-02**
- (52) **U.S. Cl.** **D20/41**
- (58) **Field of Search** D20/10, 13, 16,
D20/17, 39-43, 99; 40/559, 584, 607.01,
607.03, 607.05, 607.08, 607.09; 283/56;
362/812

D313,631 S * 1/1991 White D20/41
D399,261 S * 10/1998 Humphrey D20/41

* cited by examiner

Primary Examiner—Robert M. Spear

(57) **CLAIM**

The ornamental design for a sign post assembly, as shown and described.

DESCRIPTION

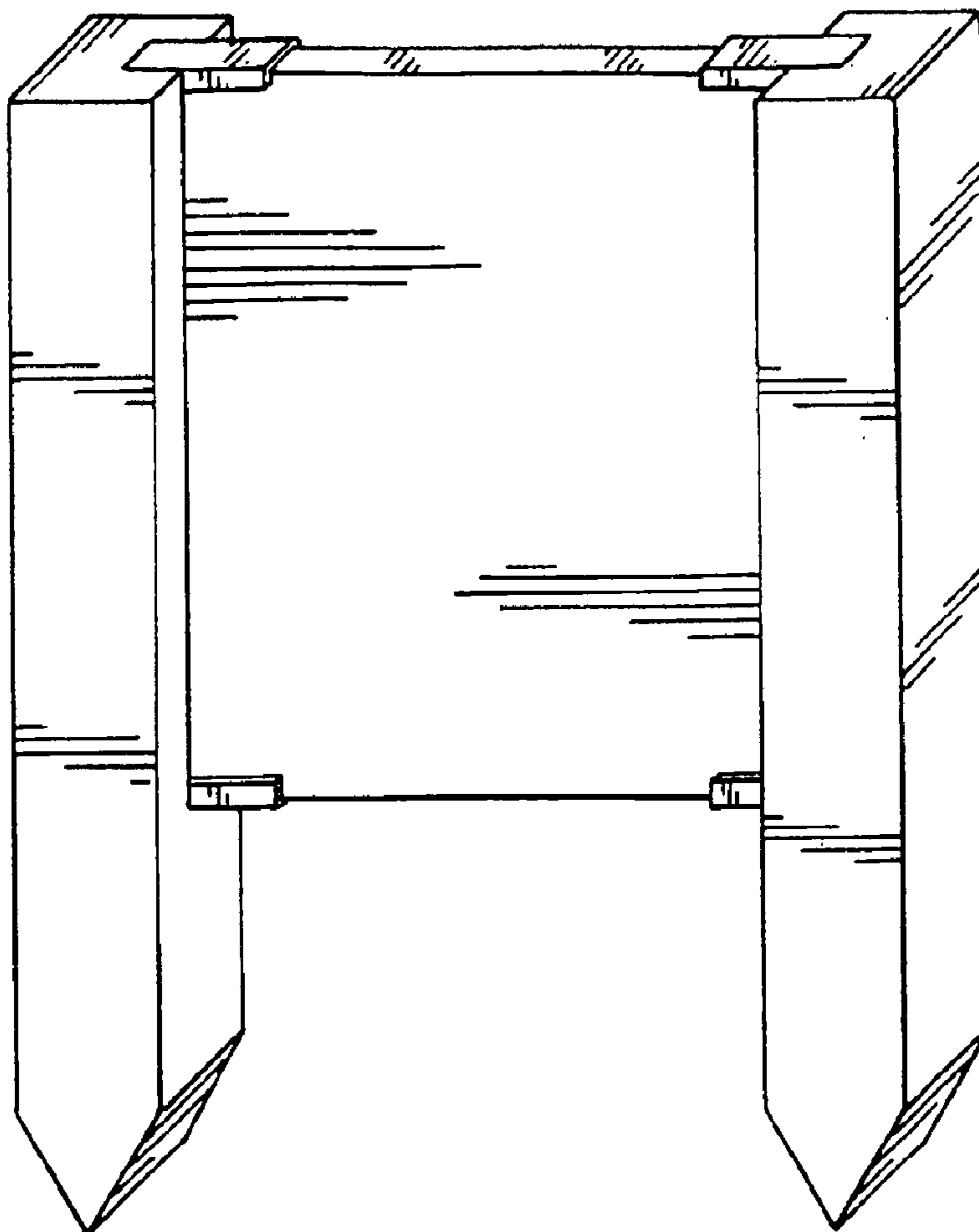
FIG. 1 is a perspective view of a sign post assembly of the present invention.
FIG. 2 is a top view of a sign post assembly of the present invention.
FIG. 3 is a rear view of a sign post assembly of the present invention.
FIG. 4 is a bottom view of a sign post assembly of the present invention; and,
FIG. 5 is a side view of a sign post assembly of the present invention.

(56) **References Cited**

U.S. PATENT DOCUMENTS

- D55,421 S * 6/1920 Guinn D20/41
- 2,865,124 A * 12/1958 Mortellito 40/605
- 2,872,750 A * 2/1959 Holcomb 40/610
- D267,658 S * 1/1983 Samuels, Jr. D20/42

1 Claim, 3 Drawing Sheets



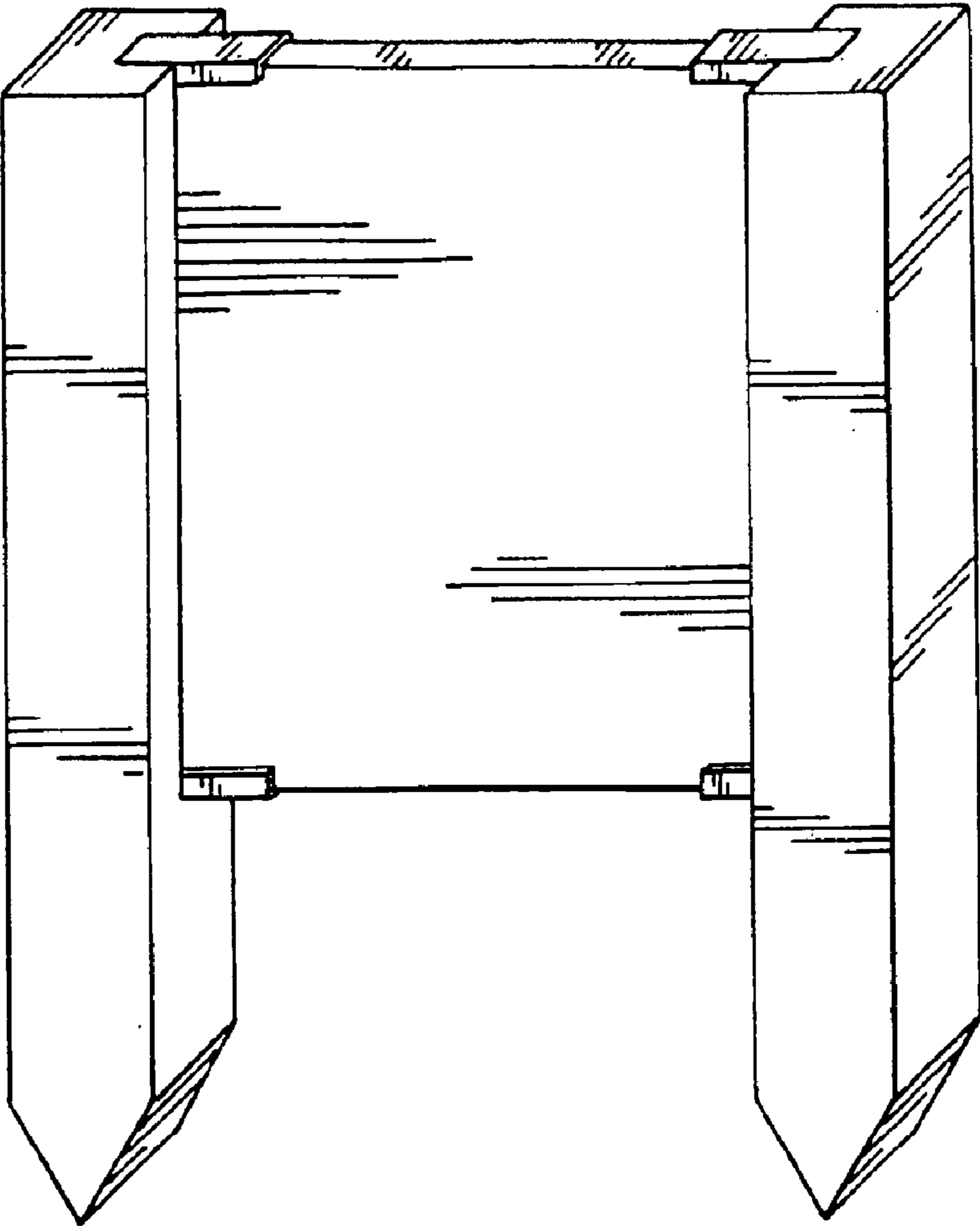


FIG. 1



FIG. 2

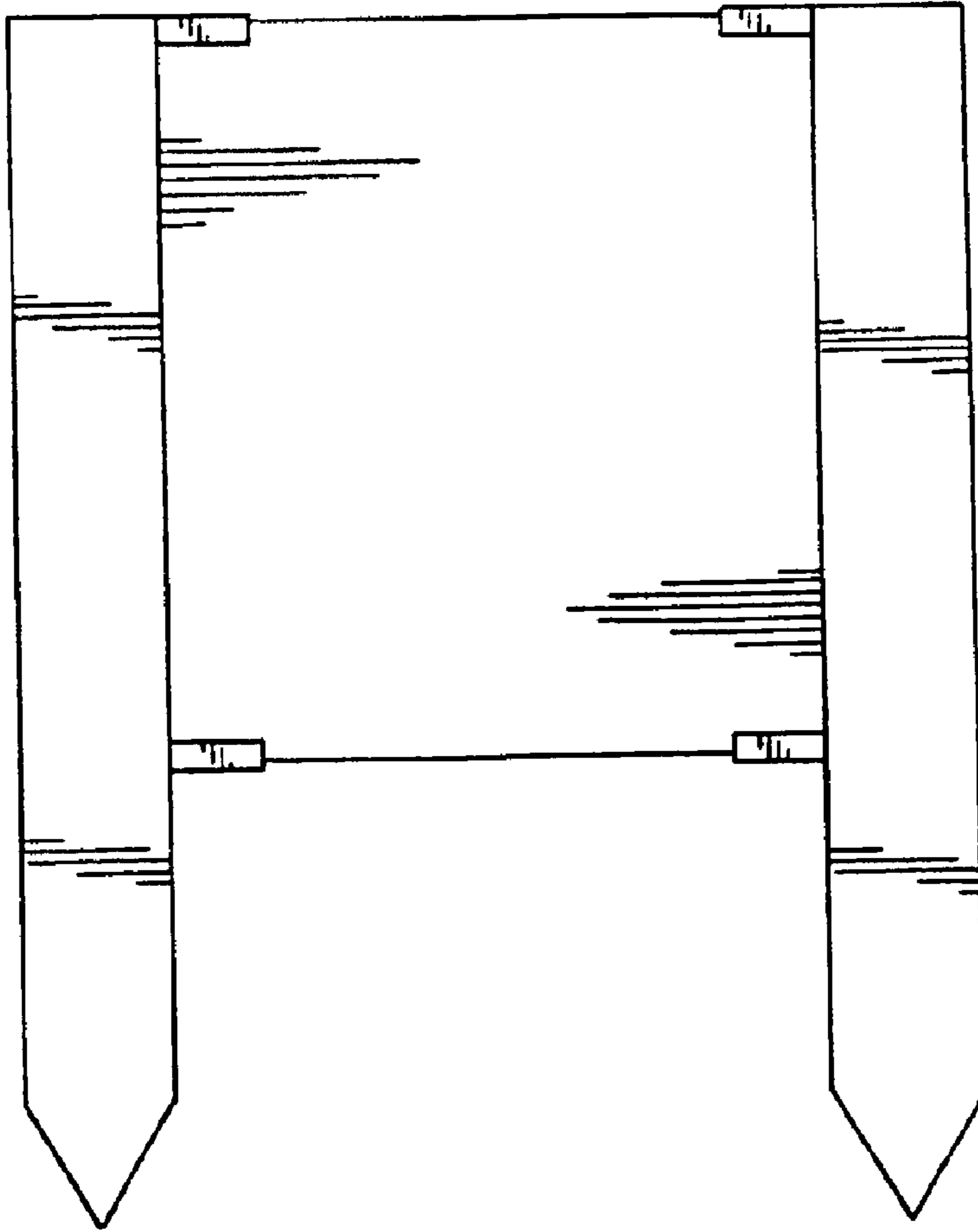


FIG. 3

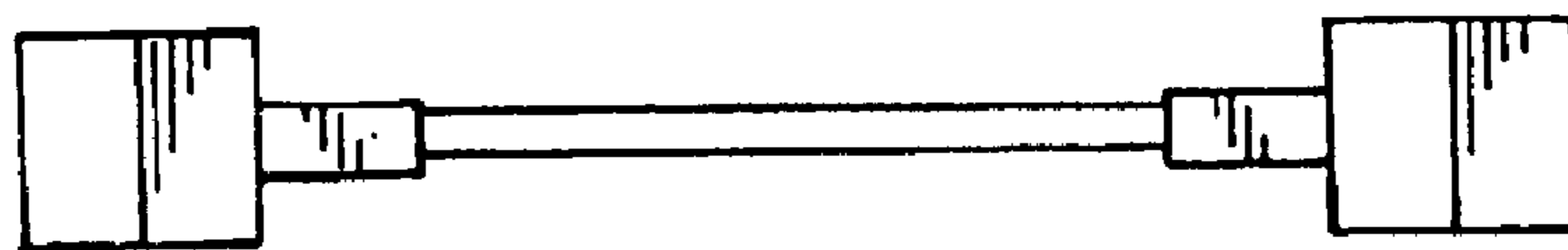


FIG. 4

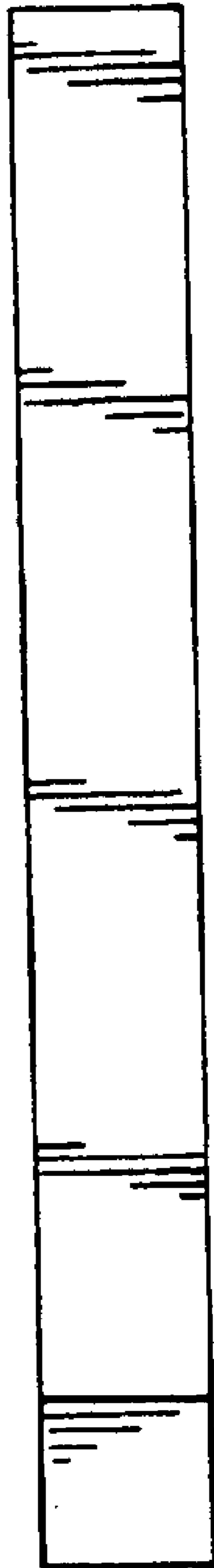


FIG. 5