

US00D500801S

(12) **United States Design Patent**
Bowling, III

(10) **Patent No.: US D500,801 S**
(45) **Date of Patent: ** Jan. 11, 2005**

- (54) **MONTHLY CARD ORGANIZER**
- (76) Inventor: **William T. Bowling, III**, 7608 Po River Dr., Spotsylvania, VA (US) 22553
- (**) Term: **14 Years**
- (21) Appl. No.: **29/181,560**
- (22) Filed: **May 14, 2003**
- (51) **LOC (7) Cl. 19-02**
- (52) **U.S. Cl. D19/90; D19/21; D19/25; D6/553**
- (58) **Field of Search D19/20-25, 52, D19/65, 75, 78, 81-85, 86, 90, 91, 99, 100; D6/553, 555, 573; 211/10, 11, 40, 13.1, 45, 50, 55; 40/107-122, 377, 391, 395, 124.04; 283/1, 2-4**

- D307,993 S * 5/1990 Cignarella D6/553
- D347,447 S 5/1994 Isserstedt D19/90
- D350,775 S 9/1994 Salmi D20/40
- D358,253 S 5/1995 Wong D3/247
- 5,412,886 A 5/1995 Quinn 40/119
- D359,763 S 6/1995 Martin D19/90
- D363,950 S 11/1995 Brussing D19/90
- 5,595,308 A * 1/1997 King et al. 211/40
- 5,797,204 A * 8/1998 Paulos 40/122
- 5,813,539 A 9/1998 DePalma 206/459.1
- D411,570 S 6/1999 Hilliard, IV D19/22
- 6,030,121 A 2/2000 Strzyinski et al. 383/39
- 6,220,436 B1 4/2001 Chung 206/424
- 6,223,897 B1 5/2001 Bordes 206/425
- D444,501 S 7/2001 Carson et al. D19/59
- D452,976 S 1/2002 Carpenter D19/90
- 6,349,491 B1 2/2002 Able 40/124.01
- D456,453 S 4/2002 McCravy D19/86

* cited by examiner

Primary Examiner—Martie K. Holtje

(56) **References Cited**
U.S. PATENT DOCUMENTS

- 259,410 A 6/1882 Marmaduke
- 770,354 A 9/1904 Corfman
- 1,741,586 A * 12/1929 Russell et al. 40/124.4
- D135,871 S 3/1943 Ferrier
- 2,650,594 A * 9/1953 Heilman 40/391
- 2,787,071 A * 4/1957 Friedman 40/119
- 2,805,502 A * 9/1957 Smith et al. 40/377
- D183,978 S * 11/1958 Smith D19/90 X
- 3,012,348 A * 12/1961 Smith 211/50 X
- D241,136 S * 8/1976 Ellis et al. D19/90
- 3,983,649 A * 10/1976 Ellis et al. 40/122
- D284,822 S 7/1986 Walsh D6/553
- D291,754 S 9/1987 Griswold D6/553
- 4,706,396 A 11/1987 Nomura 40/124.2
- 4,859,084 A 8/1989 Kaumeyer 383/39

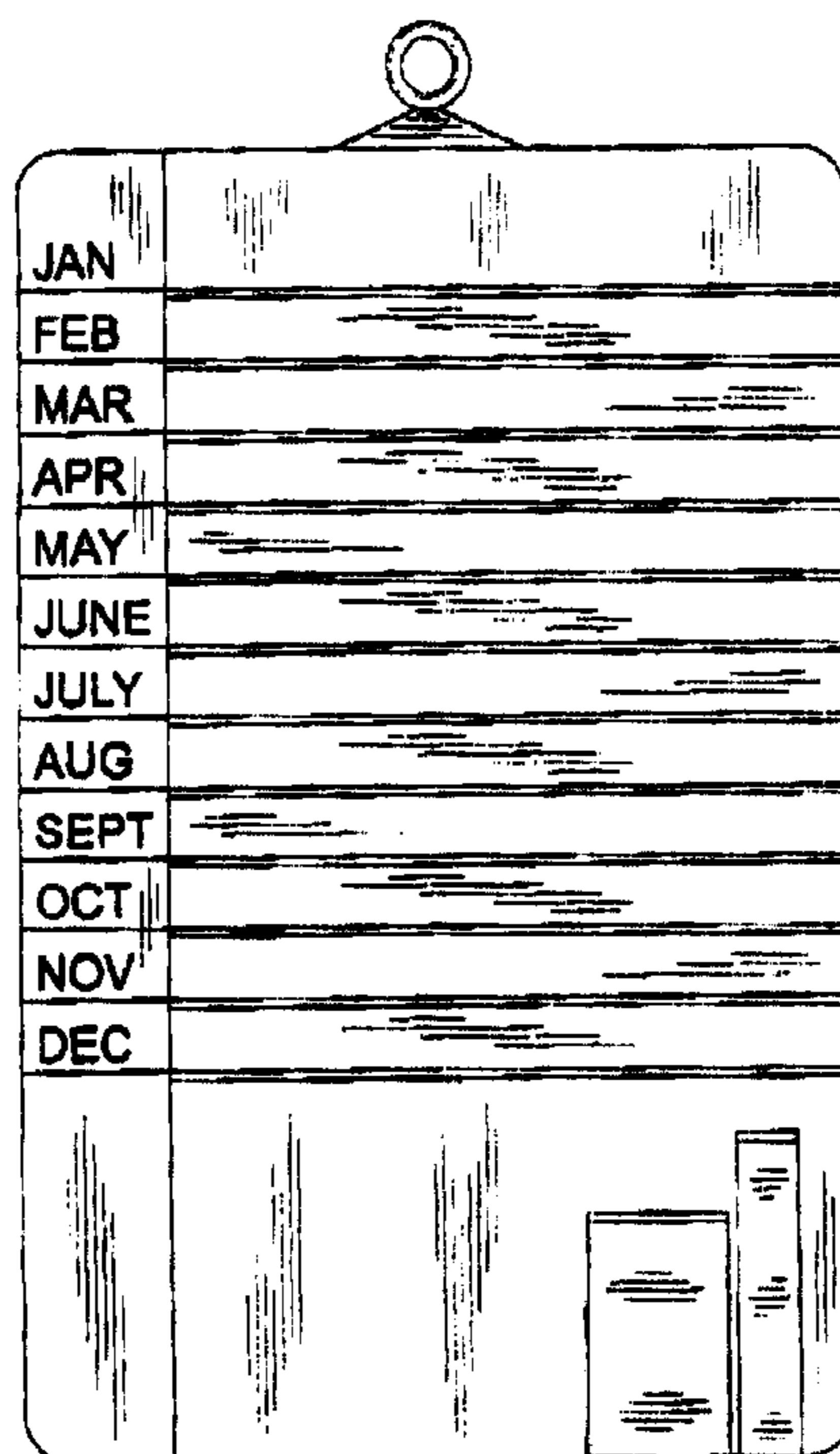
(57) **CLAIM**

The ornamental design for the monthly card organizer, as shown and described.

DESCRIPTION

FIG. 1 is a front elevational view of a monthly card organizer showing my new design; FIG. 2 is a right side elevational view thereof; FIG. 3 is a left side elevational view thereof; FIG. 4 is a top plan view thereof; FIG. 5 is a bottom plan view thereof; and, FIG. 6 is a rear elevational view thereof.

1 Claim, 4 Drawing Sheets



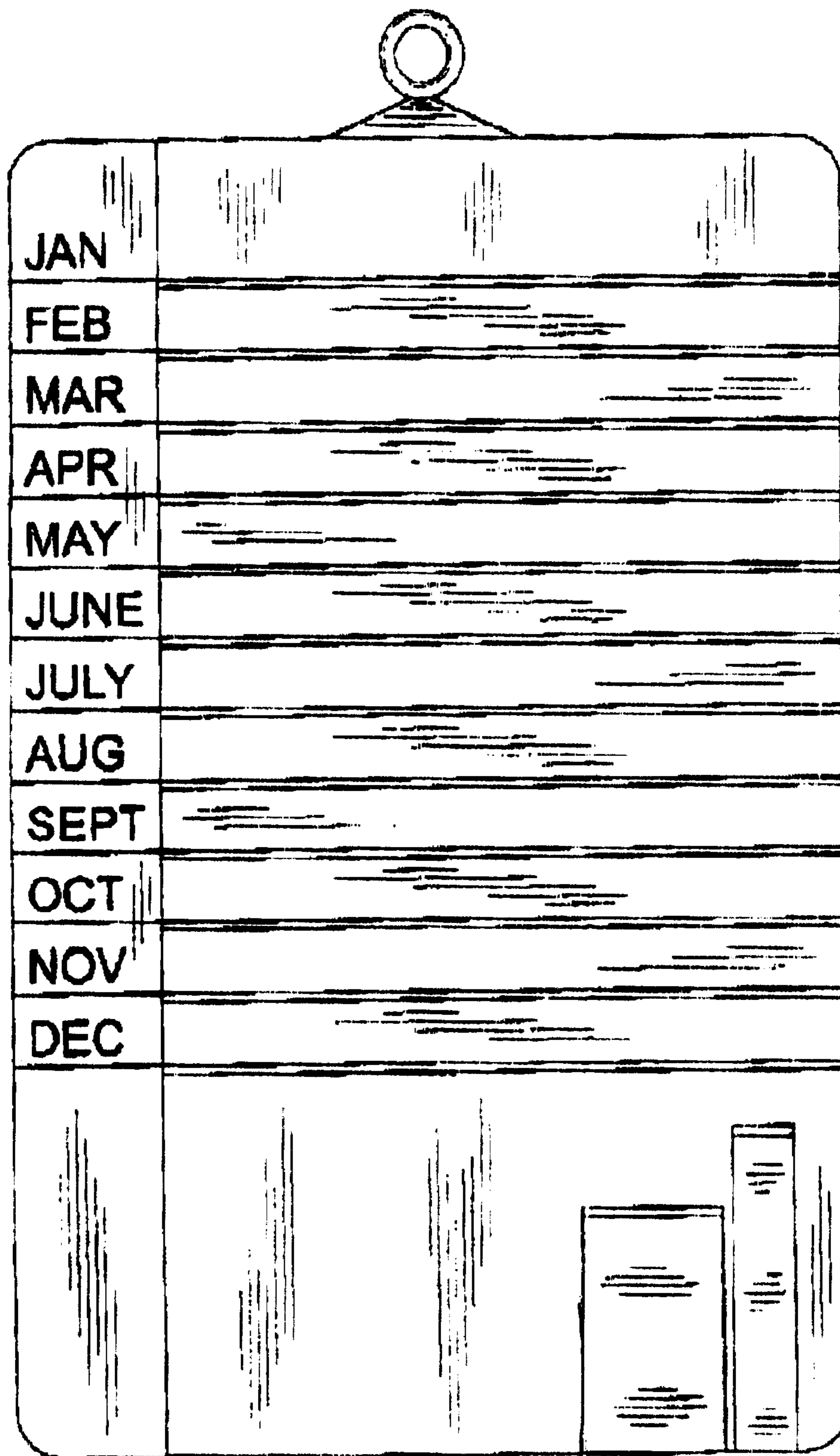


FIG. 1



FIG. 2



FIG. 3



FIG. 4



FIG. 5

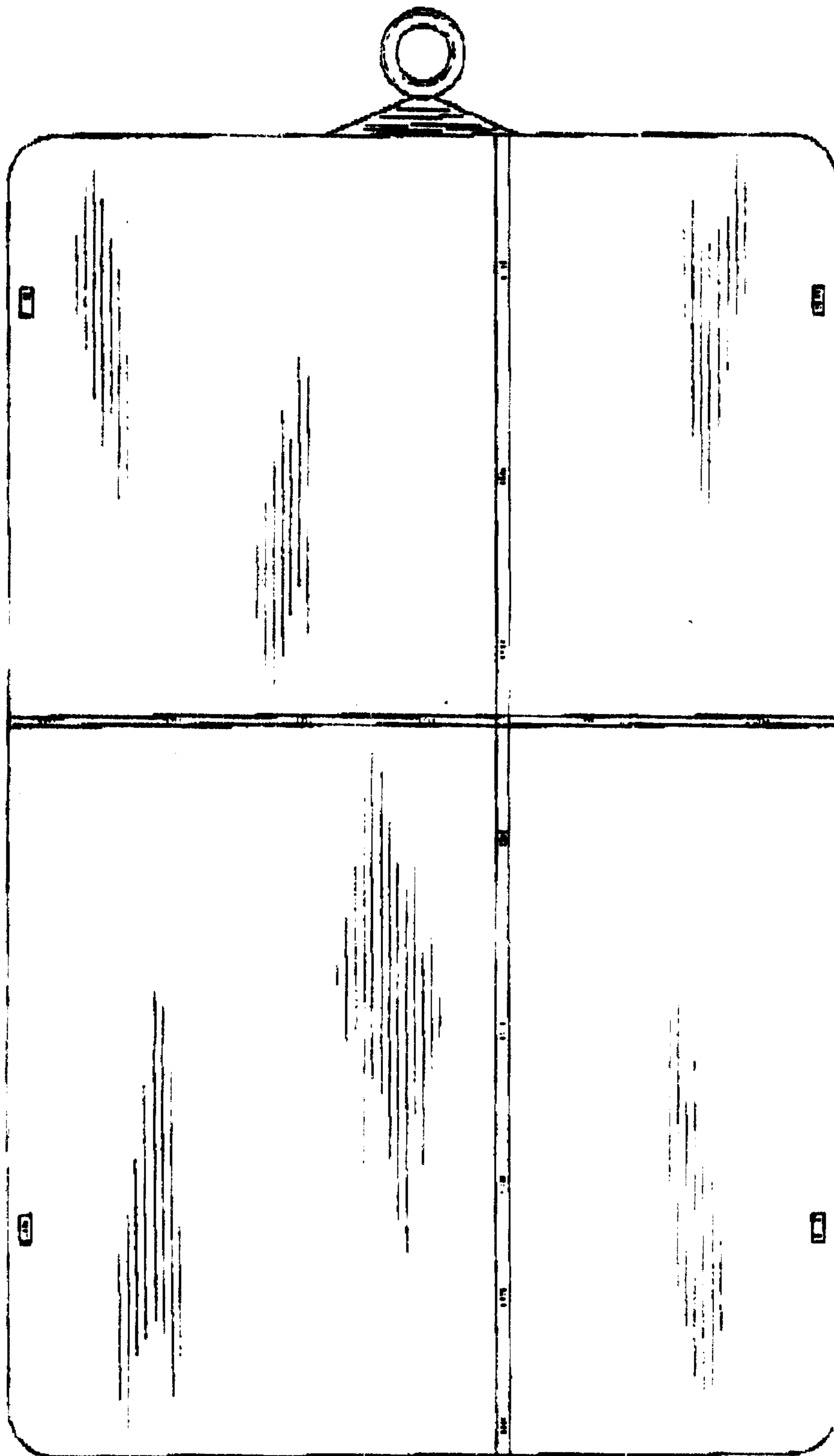


FIG. 6