



US00D500800S

(12) **United States Design Patent**
Shamoon

(10) **Patent No.: US D500,800 S**
(45) **Date of Patent: ** Jan. 11, 2005**

- (54) **MINI CLIPBOARD CASE**
- (76) **Inventor: Ellis N. Shamoon, 2833 Park Bridge Ct., Dallas, TX (US) 75219**
- (**) **Term: 14 Years**
- (21) **Appl. No.: 29/204,431**
- (22) **Filed: Apr. 30, 2004**
- (51) **LOC (7) Cl. 19-02**
- (52) **U.S. Cl. D19/88; D19/78**
- (58) **Field of Search D19/35, 36, 52, D19/65, 75, 78, 86, 88, 90, 91, 99, 100; D8/395; 248/441.1, 442.2, 451-453; 206/214, 224, 371; 40/371-379; 281/45; 312/231**

- D338,497 S * 8/1993 Stahel et al. D19/88
- D379,477 S * 5/1997 Shamoon D19/88
- D398,650 S * 9/1998 Shamoon D19/90 X
- 5,887,902 A * 3/1999 Irwin et al. 281/45
- D428,927 S * 8/2000 Chang D19/88
- D475,748 S * 6/2003 Shamoon D19/88
- D492,358 S * 6/2004 Chen D19/88

* cited by examiner

Primary Examiner—Martie K. Holtje
(74) *Attorney, Agent, or Firm*—Daniel V. Thompson

(57) **CLAIM**

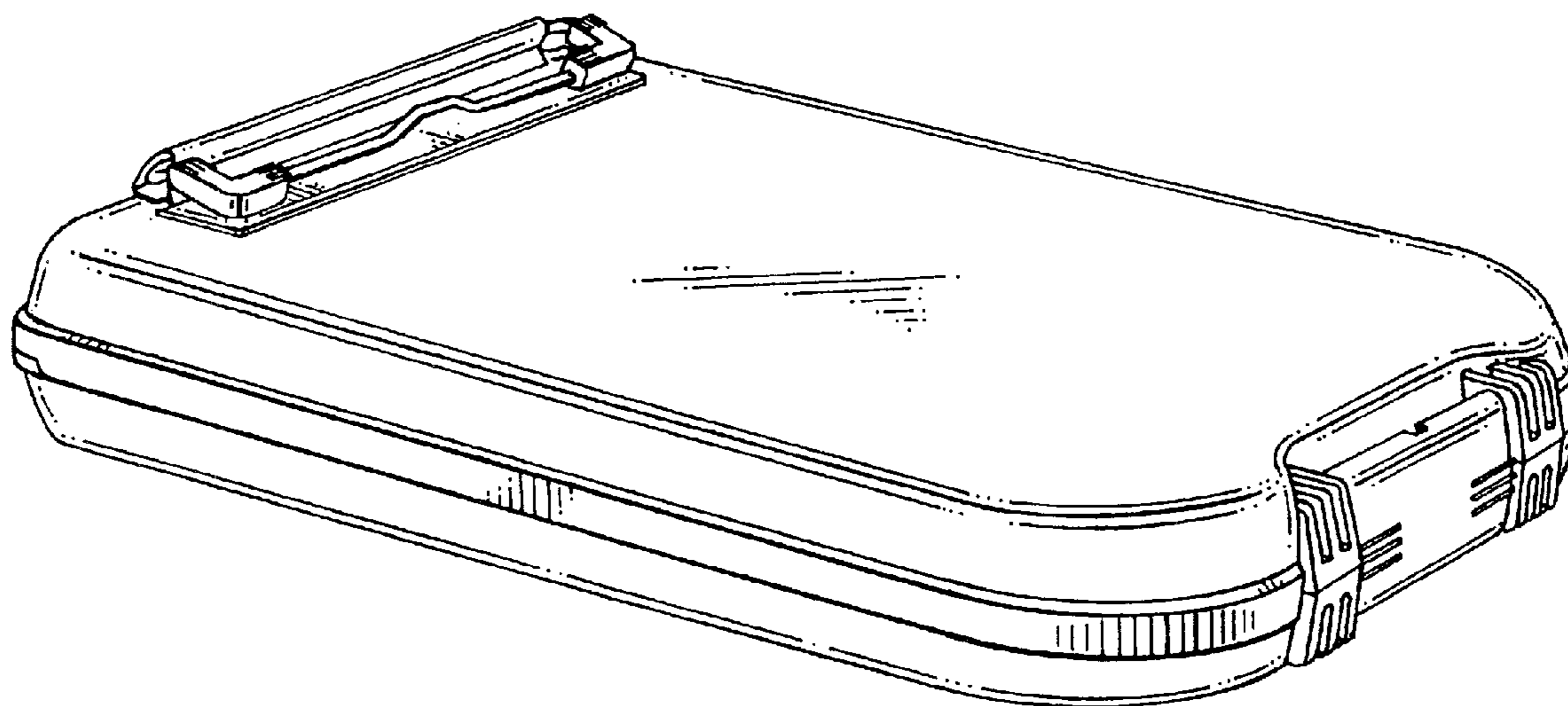
The ornamental design for a “mini clipboard case,” as shown and described.

DESCRIPTION

FIG. 1 is a perspective view;
FIG. 2 is a front view;
FIG. 3 is a back view;
FIG. 4 is a side view;
FIG. 5 is a side view similar to FIG. 4 rotated 180 degrees;
FIG. 6 is a top view; and,
FIG. 7 is a bottom view.

1 Claim, 5 Drawing Sheets

- (56) **References Cited**
- U.S. PATENT DOCUMENTS**
- D235,866 S * 7/1975 Seltz D19/88
- 3,977,744 A * 8/1976 DeWitt 312/231
- 4,645,163 A * 2/1987 Zovar 248/452
- D298,955 S * 12/1988 Zovar D19/88
- 5,025,919 A * 6/1991 Brinker et al. 206/214
- D337,616 S * 7/1993 Stahel et al. D19/78 X



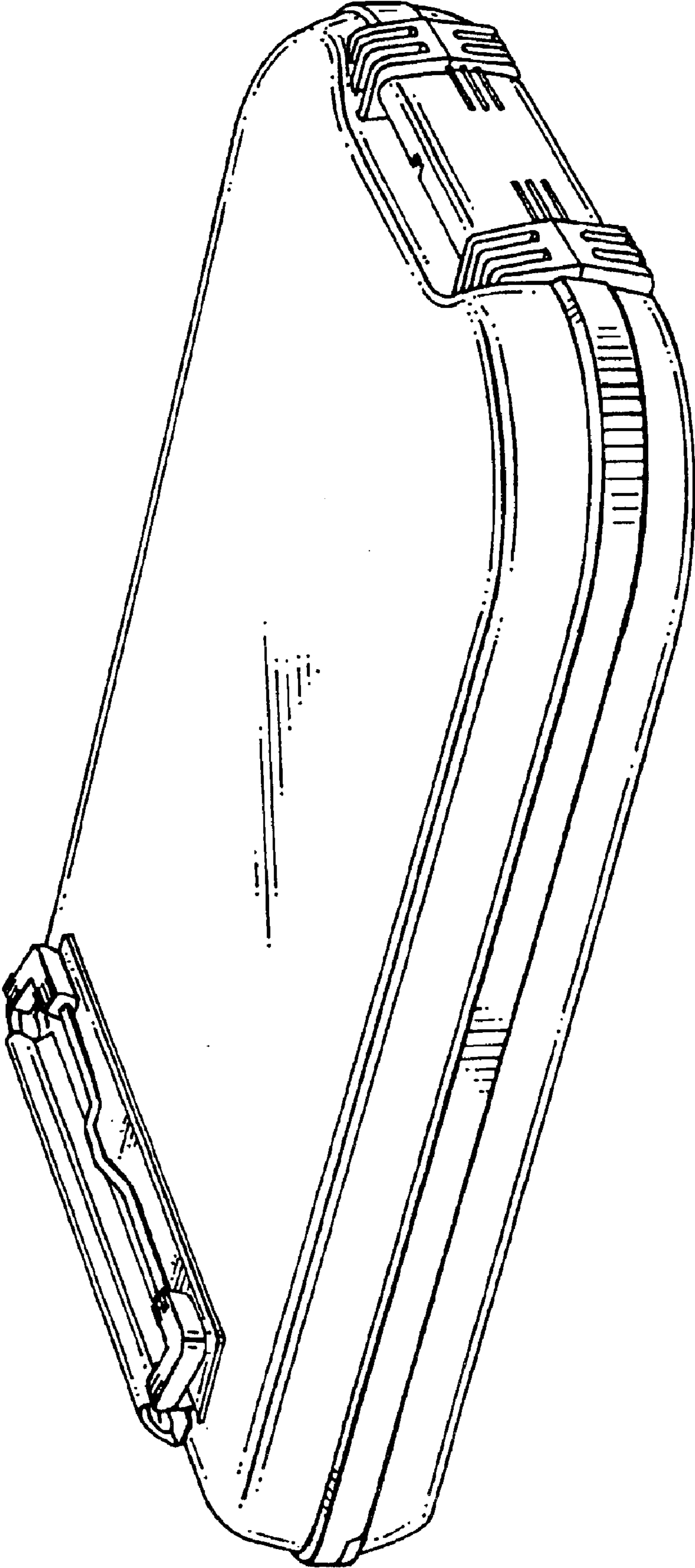


FIG. 1




FIG. 2

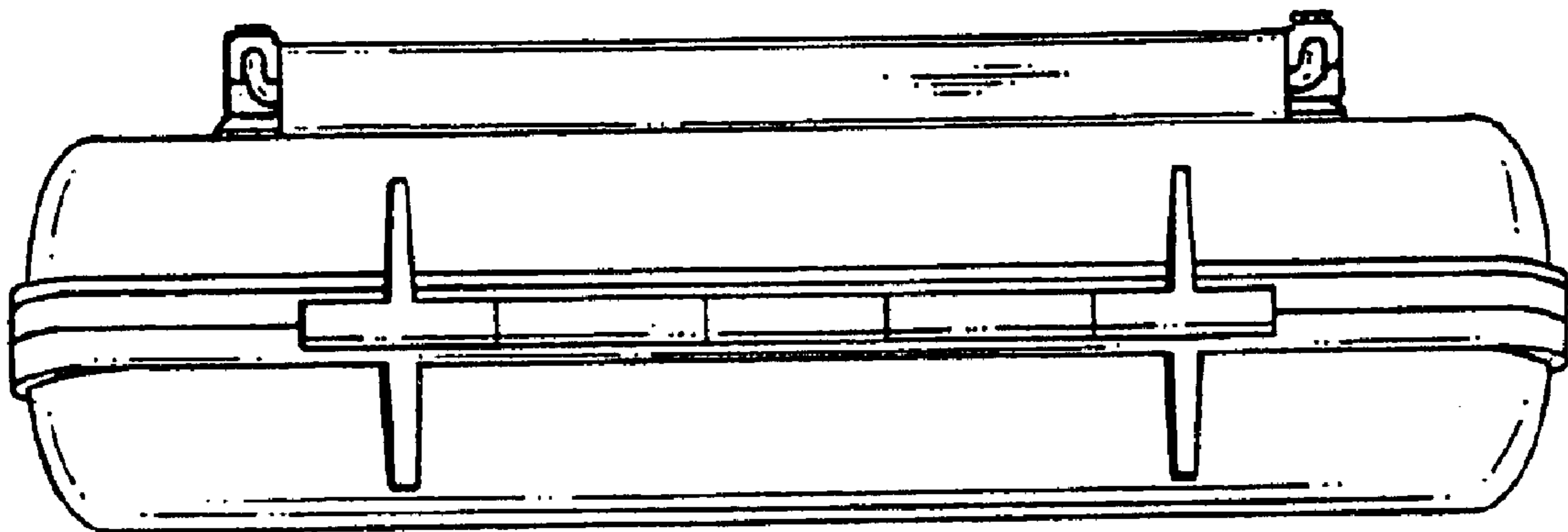


FIG. 3

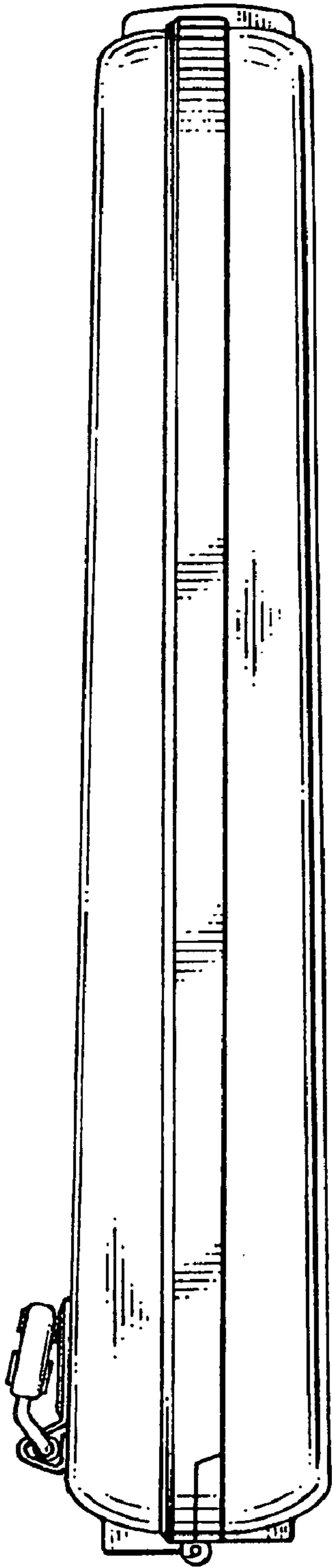


FIG. 4



FIG. 5




FIG. 6




FIG. 7