

US00D500794S

(12) **United States Design Patent**  
**Conklin et al.**

(10) **Patent No.: US D500,794 S**  
(45) **Date of Patent: \*\* Jan. 11, 2005**

(54) **WRITING INSTRUMENT**

(75) Inventors: **Melanie Lyn Conklin**, Chicago, IL (US); **Jean Ellen Kiple**, Lake Villa, IL (US)

(73) Assignee: **Sanford L.P.**, Freeport, IL (US)

(\*\*) Term: **14 Years**

(21) Appl. No.: **29/202,184**

(22) Filed: **Mar. 26, 2004**

(51) **LOC (7) Cl.** ..... **19-06**

(52) **U.S. Cl.** ..... **D19/51; D19/49; D19/55; D19/56**

(58) **Field of Search** ..... D19/35, 36, 41-51, D19/53-58, 81-85; 401/6, 7, 88, 99-102, 103-106, 107-117, 209; 24/10 R, 11 R, 11 F, 11 M, 11 P, 11 CT, 11 HC

(56) **References Cited**

**U.S. PATENT DOCUMENTS**

D359,758 S	*	6/1995	Inami	.....	D19/55
D368,738 S	*	4/1996	Osada et al.	.....	D19/51
D375,124 S	*	10/1996	Kuo	.....	D19/50
D425,559 S	*	5/2000	Beneyto	.....	D19/51
6,062,753 A	*	5/2000	Hadtke et al.	.....	401/6
D438,566 S	*	3/2001	Nagel	.....	D19/51
D441,015 S	*	4/2001	Izushima	.....	D19/47
D451,547 S	*	12/2001	Nishida	.....	D19/48
D475,405 S	*	6/2003	Cetera	.....	D19/48

**OTHER PUBLICATIONS**

Undated photograph of PaperMate Clear Point writing instrument.

Undated photograph of Cushie writing instrument.

Undated photograph of Sanford Technician II writing instrument.

Undated photograph of Staedtler writing instrument.

Undated photograph of Koh-I-Noor Rapidomatic writing instrument.

Undated photograph of Technica-X writing instrument.

\* cited by examiner

*Primary Examiner*—Martie K. Holtje

(74) *Attorney, Agent, or Firm*—Marshall, Gerstein & Borun LLP

(57) **CLAIM**

The ornamental design for a “writing instrument,” as shown and described.

**DESCRIPTION**

FIG. 1 is a perspective view showing our new design;

FIG. 2 is a front elevational view of the writing instrument of FIG. 1;

FIG. 3 is a left side elevational view of the writing instrument of FIG. 1, the right side elevational view being a mirror image thereof;

FIG. 4 is a rear elevational view of the writing instrument of FIG. 1;

FIG. 5 is a top plan view of the writing instrument of FIG. 1;

FIG. 6 is a bottom plan view of the writing instrument of FIG. 1; and,

FIG. 7 is a left side elevational view of the writing instrument of FIG. 1 with the writing tip retracted.

**1 Claim, 2 Drawing Sheets**

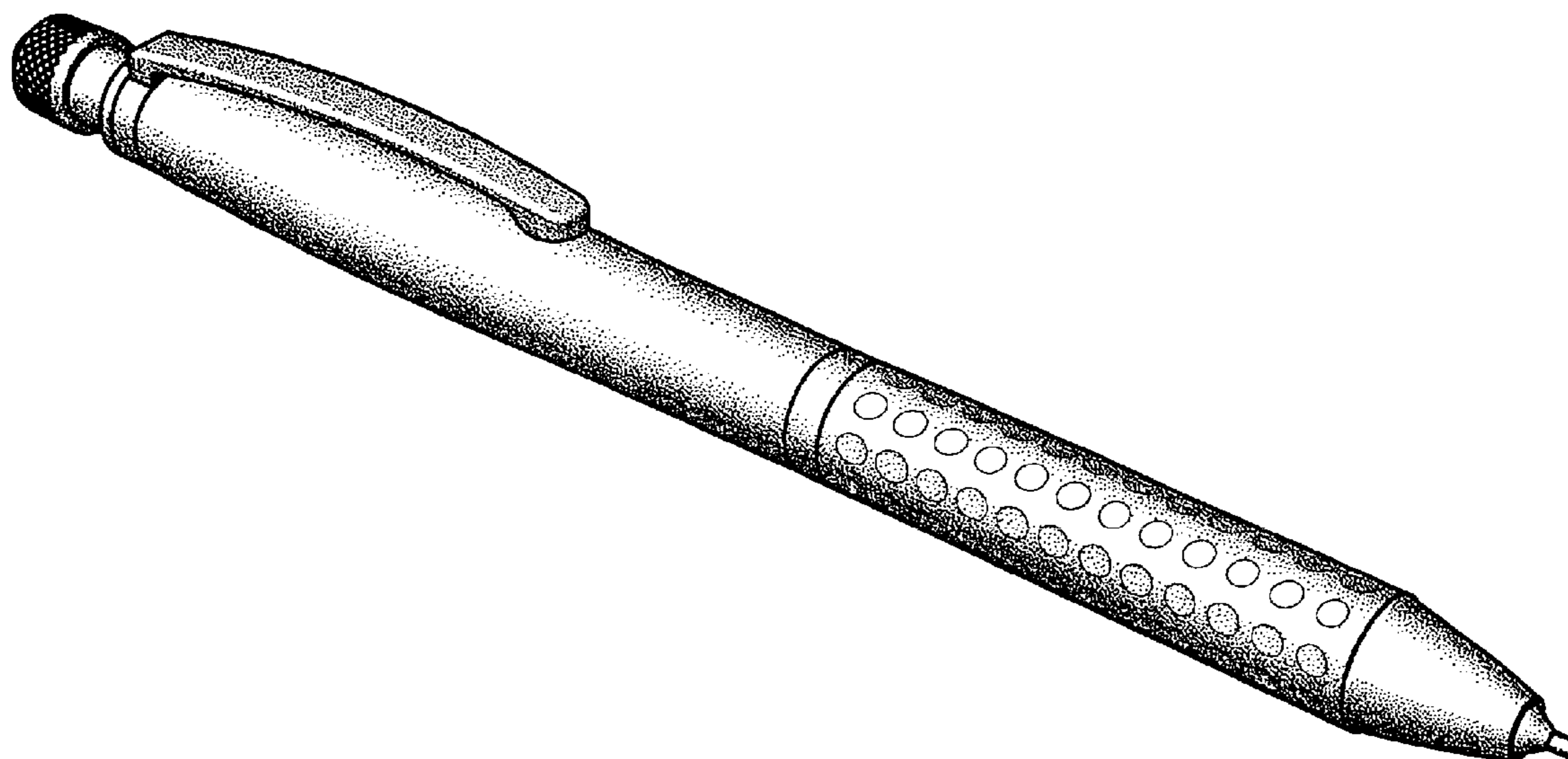


FIG. 6

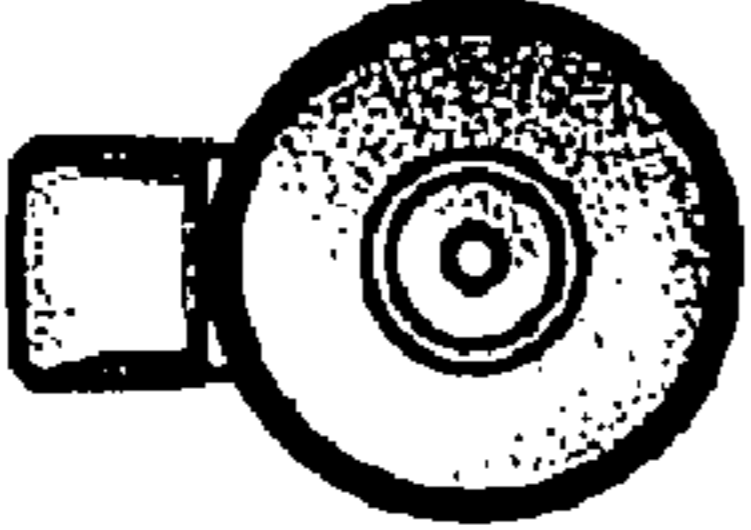


FIG. 1

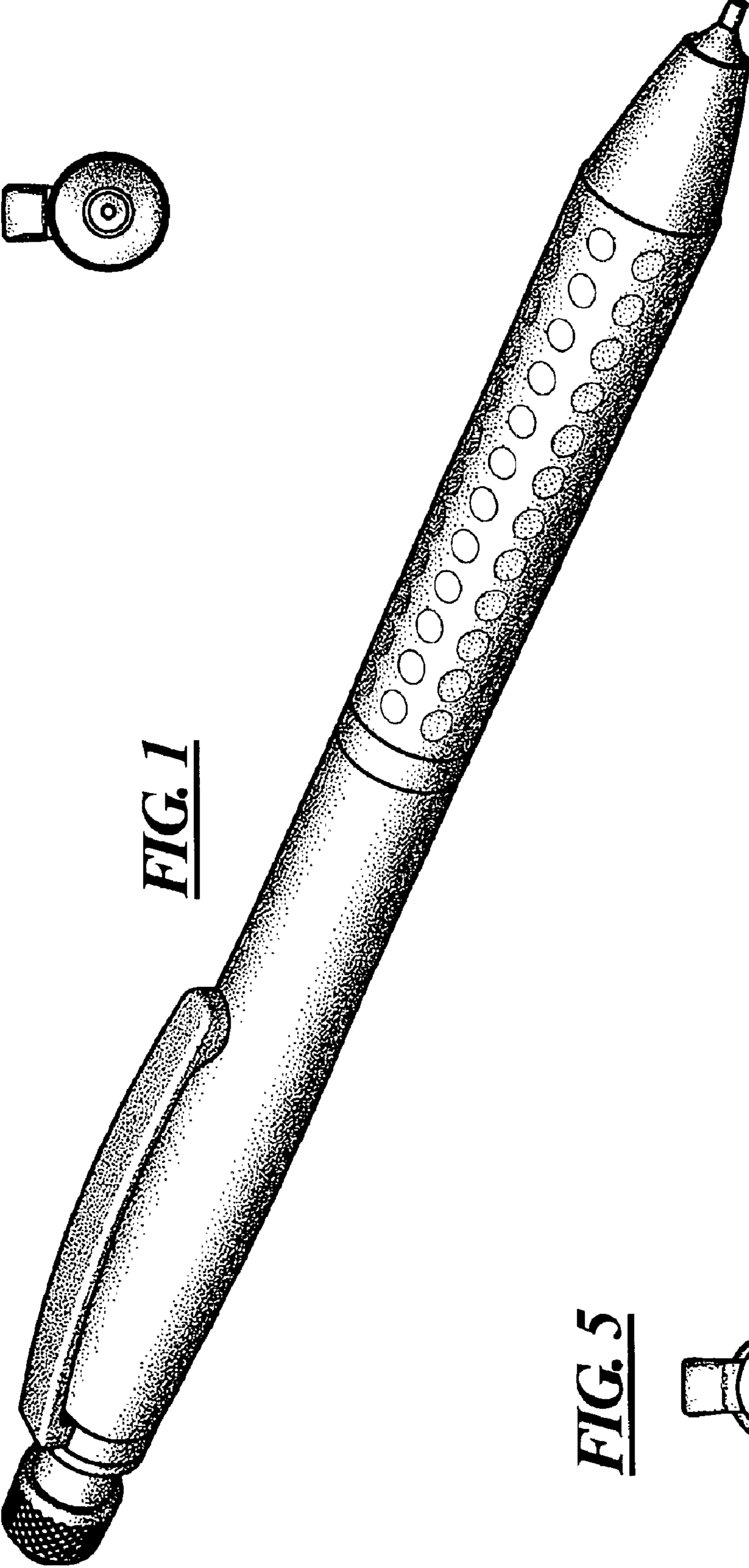


FIG. 5

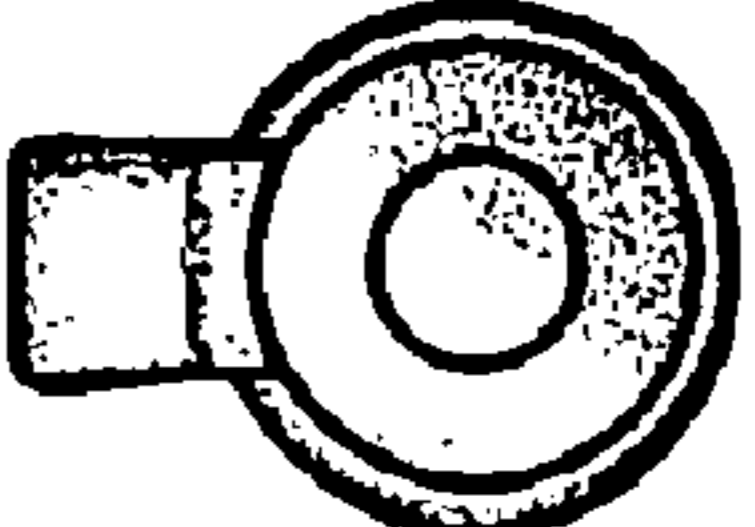


FIG. 2




FIG. 3




FIG. 4



FIG. 7

