

US00D500792S

(12) **United States Design Patent**
Bain et al.

(10) **Patent No.: US D500,792 S**
(45) **Date of Patent: ** Jan. 11, 2005**

(54) **WRITING INSTRUMENT**

(75) Inventors: **Charles E. Bain**, Carpentersville, IL (US); **Amy Li**, Vernon Hills, IL (US)

(73) Assignee: **Sanford, L.P.**, Freeport, IL (US)

(**) Term: **14 Years**

(21) Appl. No.: **29/190,241**

(22) Filed: **Sep. 16, 2003**

(51) **LOC (7) Cl. 19-06**

(52) **U.S. Cl. D19/48; D19/56**

(58) **Field of Search D19/35, 36, 41-51, D19/53-58, 81-85; 401/6, 7, 88, 99-102, 103-106, 107-110, 111-117, 209; 24/10 R, 11 R, 11 C, 11 F, 11 P, 11 M, 11 CT, 11 HC**

(56) **References Cited**

U.S. PATENT DOCUMENTS

D314,978 S	2/1991	Oka	D19/48
D324,067 S	2/1992	Katami	D19/48
D330,911 S	11/1992	Tu	D19/51
D338,038 S	8/1993	Oka et al.	D19/48
D345,577 S	3/1994	Höhner	D19/48
D352,311 S	11/1994	Waldinger	D19/51
D355,441 S	2/1995	Rosenbaum	D19/51
D363,739 S	* 10/1995	Petrillo	D19/48
D364,423 S	* 11/1995	Edgerley et al.	D19/51
D377,664 S	1/1997	Izushima	D19/51

D382,016 S	*	8/1997	Takahashi	D19/51
D389,863 S	*	1/1998	Nguyen	D19/48
D390,601 S		2/1998	Irby	D19/49
D406,604 S	*	3/1999	Andrews et al.	D19/48
D413,926 S	*	9/1999	Polidoro	D19/48
D448,046 S	*	9/2001	Polidoro	D19/43
D454,367 S		3/2002	Ferrara	D19/48
D456,042 S		4/2002	Versace	D19/50
D456,845 S		5/2002	Rommel	D19/49
D472,272 S	*	3/2003	Koury et al.	D19/57
D472,576 S	*	4/2003	Koury et al.	D19/43

* cited by examiner

Primary Examiner—Martie K. Holtje

(74) *Attorney, Agent, or Firm*—Marshall, Gerstein and Borun LLP

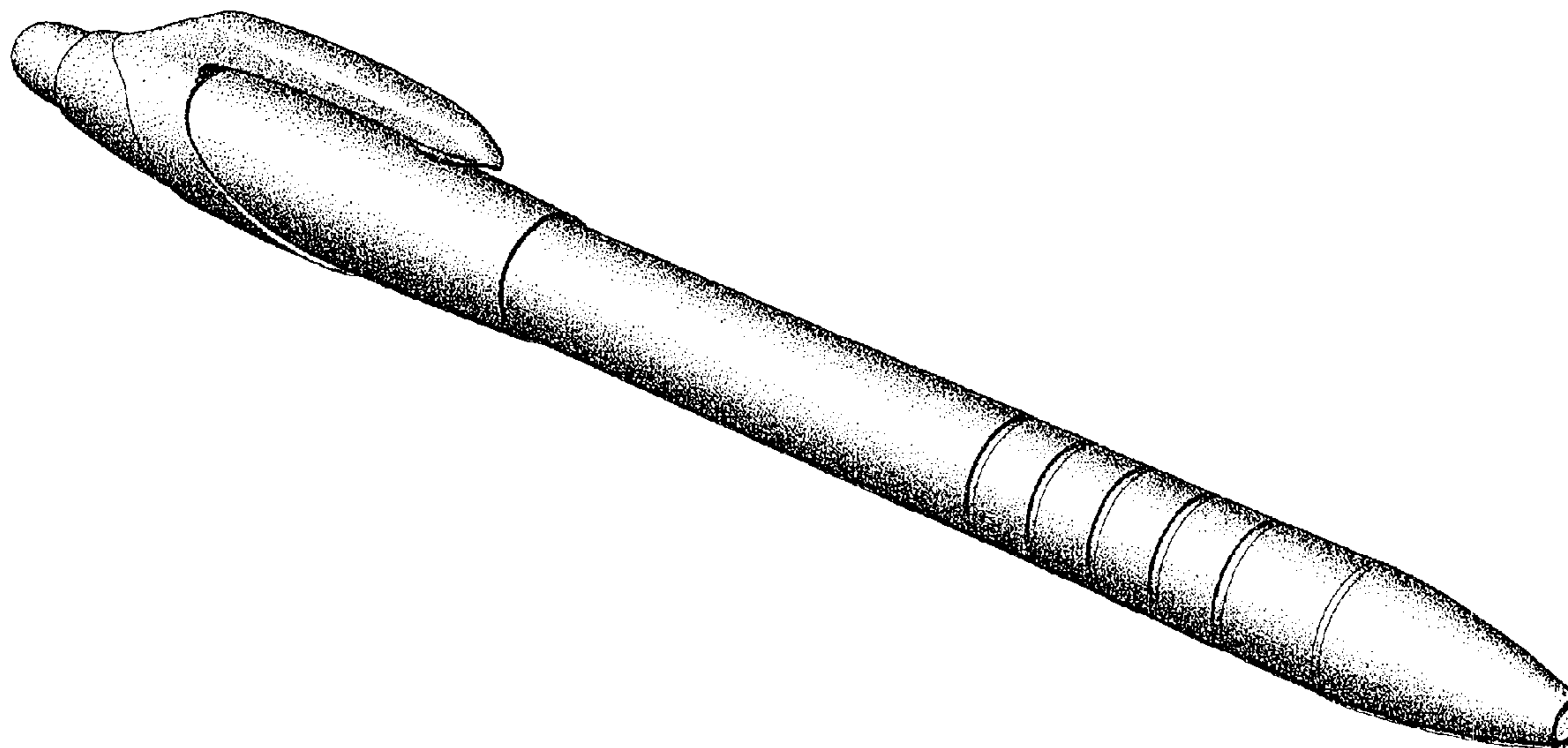
(57) **CLAIM**

The ornamental design for a “writing instrument,” as shown and described.

DESCRIPTION

FIG. 1 is a right side perspective view taken from the side and below showing our new design; FIG. 2 is a front elevational view thereof; FIG. 3 is a right side elevational view, the left side elevational view being a mirror image thereof; FIG. 4 is a rear elevational view thereof; FIG. 5 is a bottom view thereof; and, FIG. 6 is a plan view thereof.

1 Claim, 2 Drawing Sheets



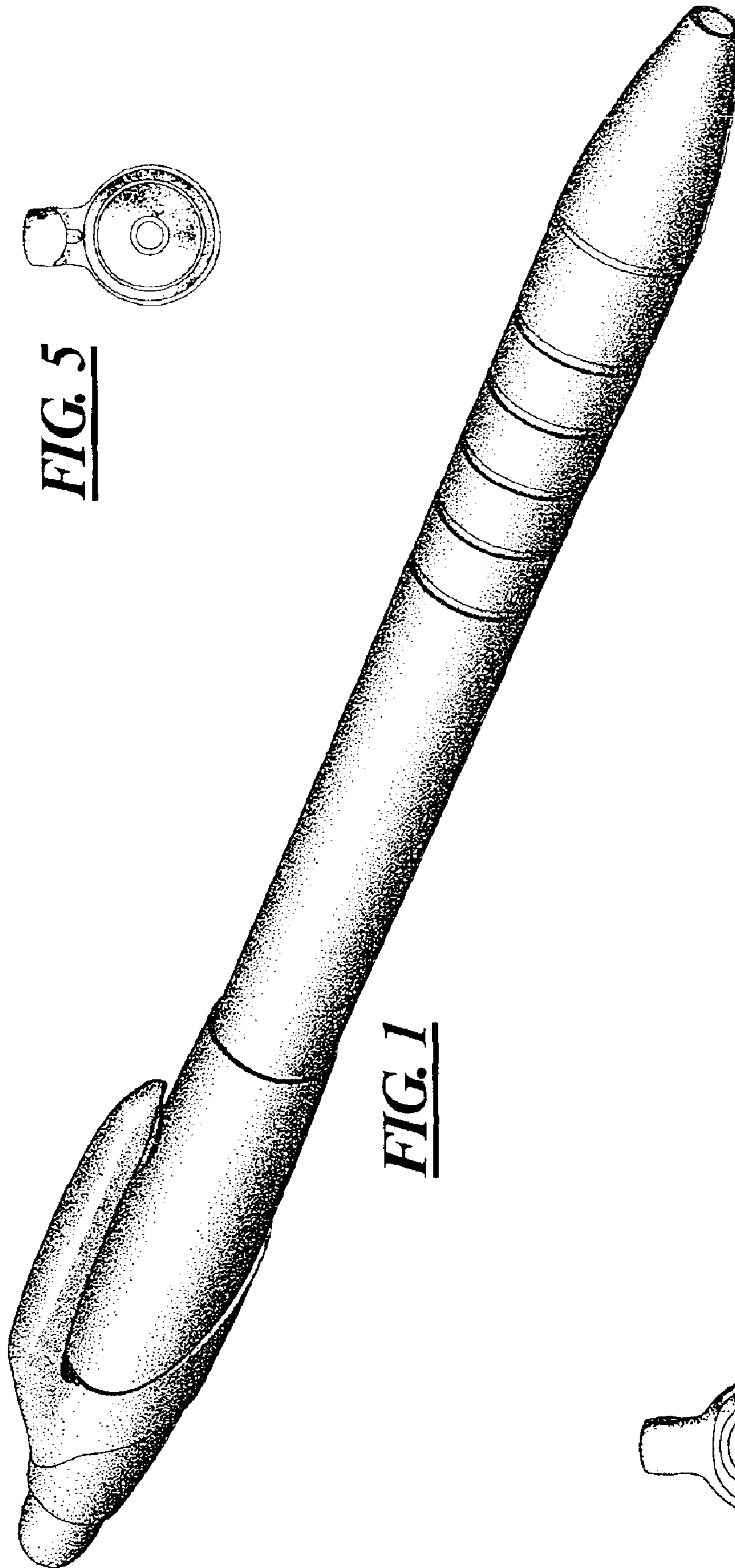


FIG. 1

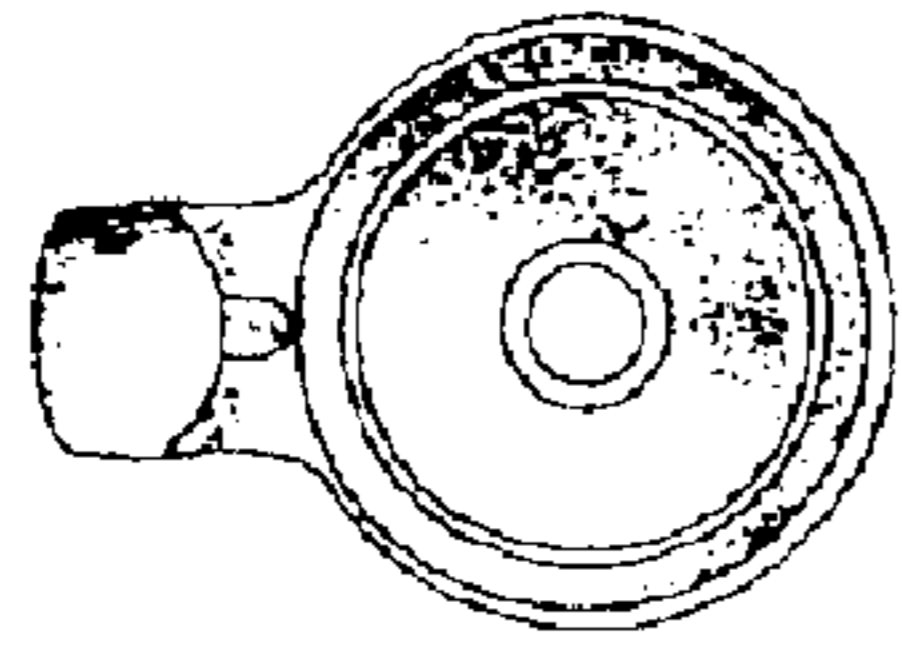


FIG. 5

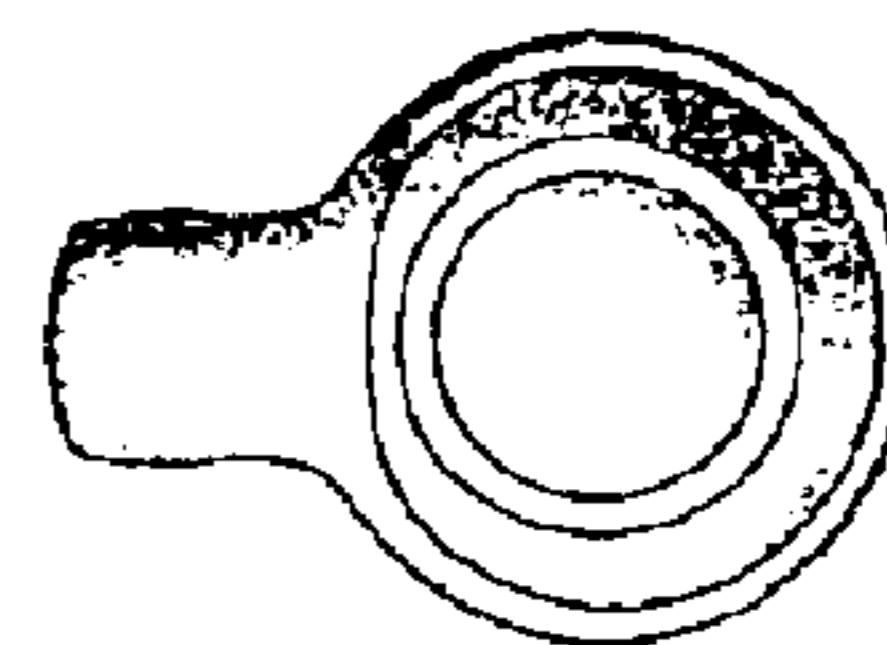


FIG. 6




FIG. 2




FIG. 3




FIG. 4