

US00D500791S

(12) **United States Design Patent**
Good

(10) **Patent No.:** **US D500,791 S**
(45) **Date of Patent:** **** Jan. 11, 2005**

(54) **WRITING INSTRUMENT**

(75) **Inventor:** **Tom Good, Spartanburg, SC (US)**

(73) **Assignee:** **Societe Bic (FR)**

(**) **Term:** **14 Years**

(21) **Appl. No.:** **29/192,623**

(22) **Filed:** **Oct. 23, 2003**

(51) **LOC (7) Cl.** **19-06**

(52) **U.S. Cl.** **D19/43; D19/55; D19/56**

(58) **Field of Search** **D19/35, 36, 41-51,**
D19/53-58, 81-85; 401/6, 7, 88, 98, 99-102,
196, 198, 202, 213, 243-247, 261, 262;
24/10 R, 11 R, 11 P, 11 F, 11 M, 11 C,
11 CT, 11 HC

(56) **References Cited**

U.S. PATENT DOCUMENTS

768,985 A	8/1904	Goldsmith	
D63,874 S	2/1924	Cleeland	
D84,641 S	7/1931	Larsen	
2,147,561 A	* 2/1939	Sherlock	D19/51
2,173,451 A	9/1939	Lorber	
2,223,541 A	12/1940	Baker	
2,233,846 A	3/1941	Packard	
2,236,194 A	3/1941	Lorber	
D163,845 S	7/1951	Beckstrom	
D179,449 S	12/1956	Harper et al.	
D183,696 S	* 10/1958	Kahn	D19/48
D203,234 S	12/1965	Momma	
D233,631 S	11/1974	Defores	
3,941,491 A	3/1976	Mutschler	
D287,603 S	1/1987	Bruhn	
D327,912 S	7/1992	Tsai	
D328,919 S	8/1992	Bulgari	
D331,940 S	* 12/1992	Shirai et al.	D19/51
5,186,564 A	2/1993	Fuhrmann, III et al.	
5,230,578 A	7/1993	Fuhrmann, III et al.	
D362,460 S	9/1995	Young	
D367,673 S	3/1996	Compte	
5,558,452 A	9/1996	Oka et al.	
5,599,127 A	2/1997	Fuhrmann, III et al.	
D391,606 S	* 3/1998	Compte	D19/51
D404,426 S	1/1999	Takanashi	

D404,764 S	* 1/1999	Perry et al.	D19/48
5,911,534 A	6/1999	Toyama	
5,988,908 A	11/1999	Kageyama et al.	
5,997,200 A	12/1999	Kageyama et al.	
D422,023 S	3/2000	Tedaldi et al.	
D433,446 S	11/2000	Rosenbaum	
D437,888 S	2/2001	Briggl et al.	
D438,903 S	3/2001	Rosenbaum	
D448,407 S	* 9/2001	Huang	D19/43
D464,676 S	* 10/2002	Leo et al.	D19/55
6,485,211 B1	11/2002	Leo et al.	
D466,932 S	12/2002	Leo et al.	

FOREIGN PATENT DOCUMENTS

EP	0 707 982 A1	4/1996
JP	9272292	10/1997
JP	10203077	8/1998
JP	10217673	8/1998
JP	11334272	12/1999
JP	11334273	12/1999
JP	11342691	12/1999

* cited by examiner

Primary Examiner—Martie K. Holtje
(74) *Attorney, Agent, or Firm*—Jones Day

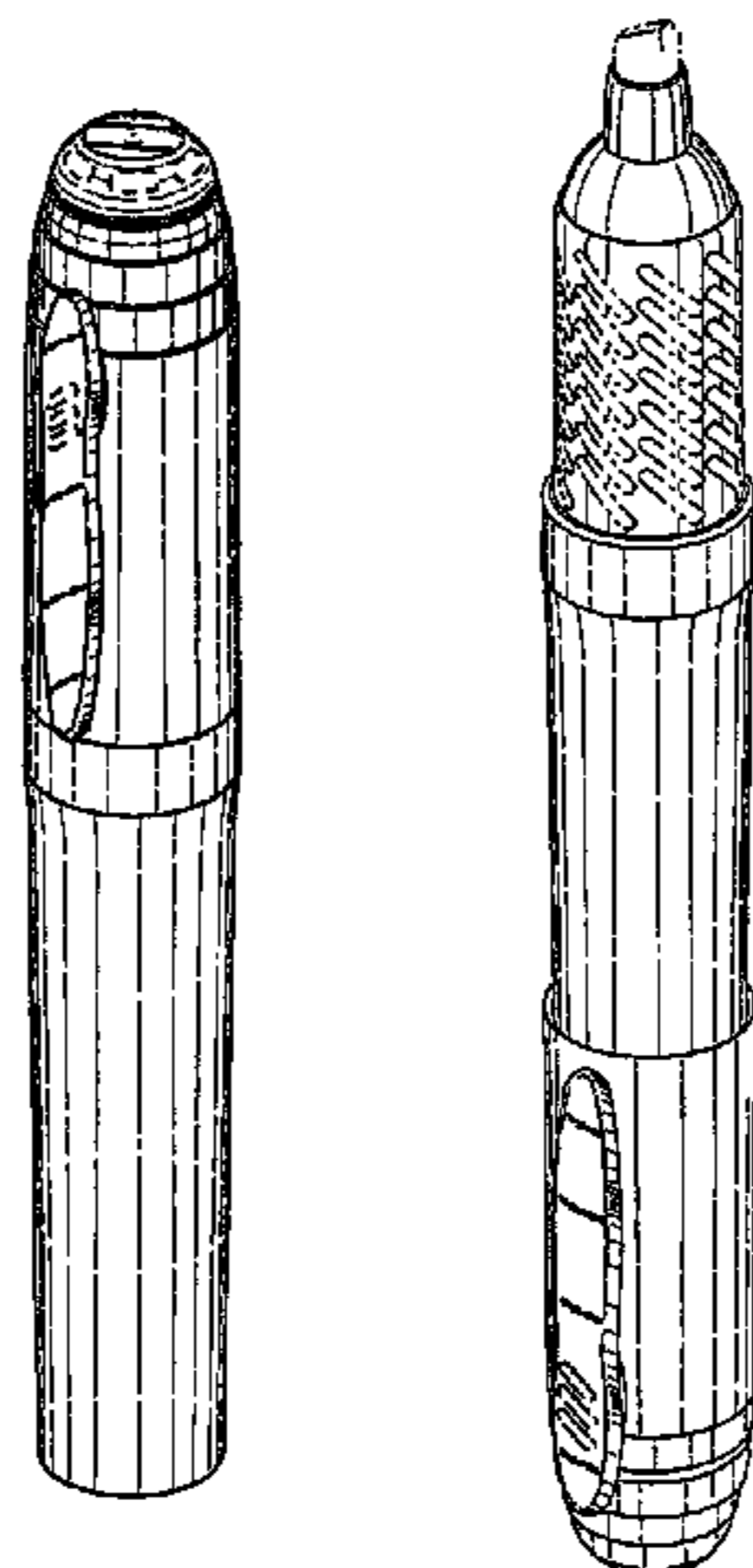
(57) **CLAIM**

The ornamental design for a writing instrument, as shown and described.

DESCRIPTION

FIG. 1 is a front, right, top perspective view of an ornamental design for a writing instrument according to the present invention;
FIG. 2 is a front elevational view thereof;
FIG. 3 is a back elevational view thereof;
FIG. 4 is a left side elevational view thereof;
FIG. 5 is a right side elevational view thereof;
FIG. 6 is a top end view thereof;
FIG. 7 is a bottom end view thereof; and,
FIG. 8 is a front right, top perspective with the cap off the writing end and positioned on the non-writing end of the writing instrument body.
All portions shown in broken lines are environmental and illustrative only and form no part of the claimed design.

1 Claim, 5 Drawing Sheets



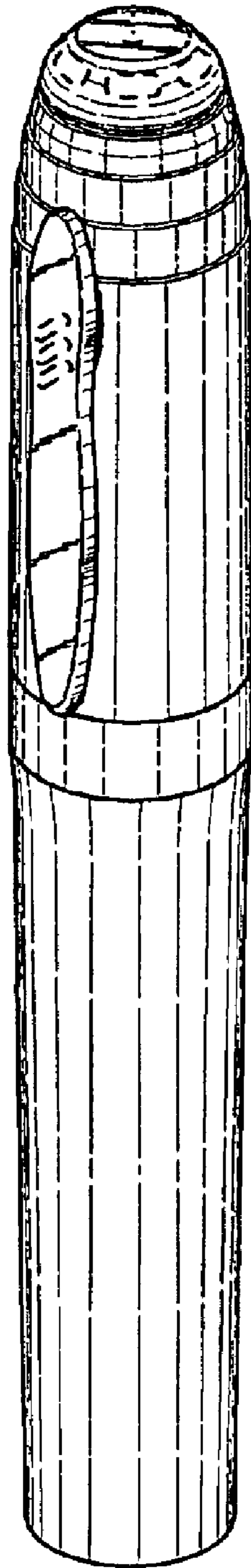


Fig. 1

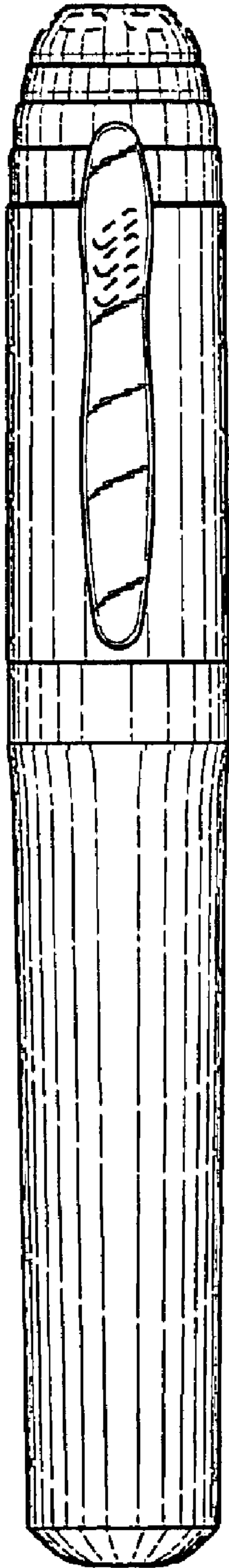


Fig. 2




Fig. 3

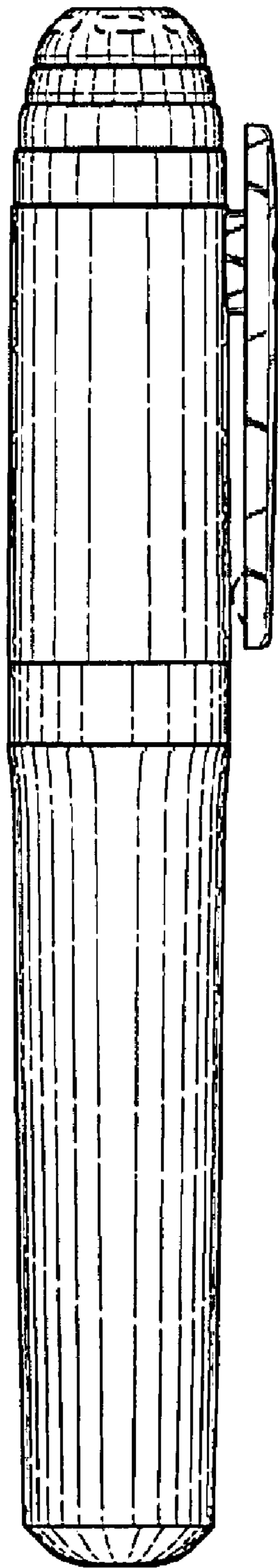


Fig. 4

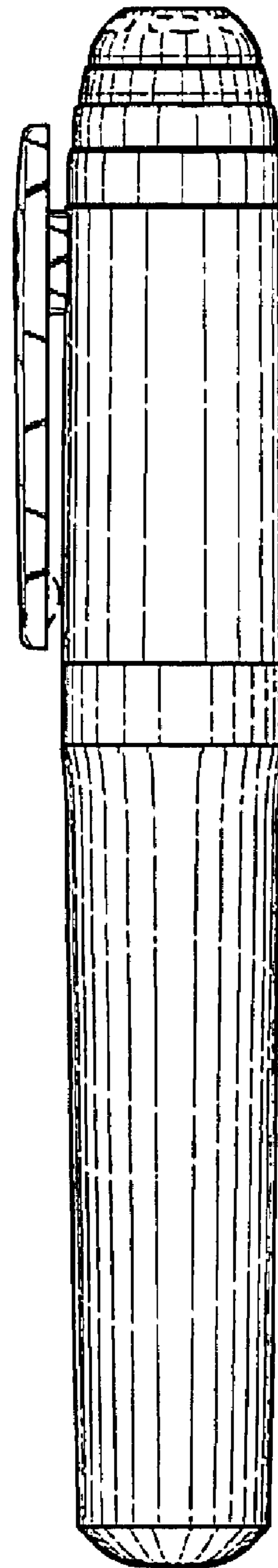


Fig. 5




Fig. 6

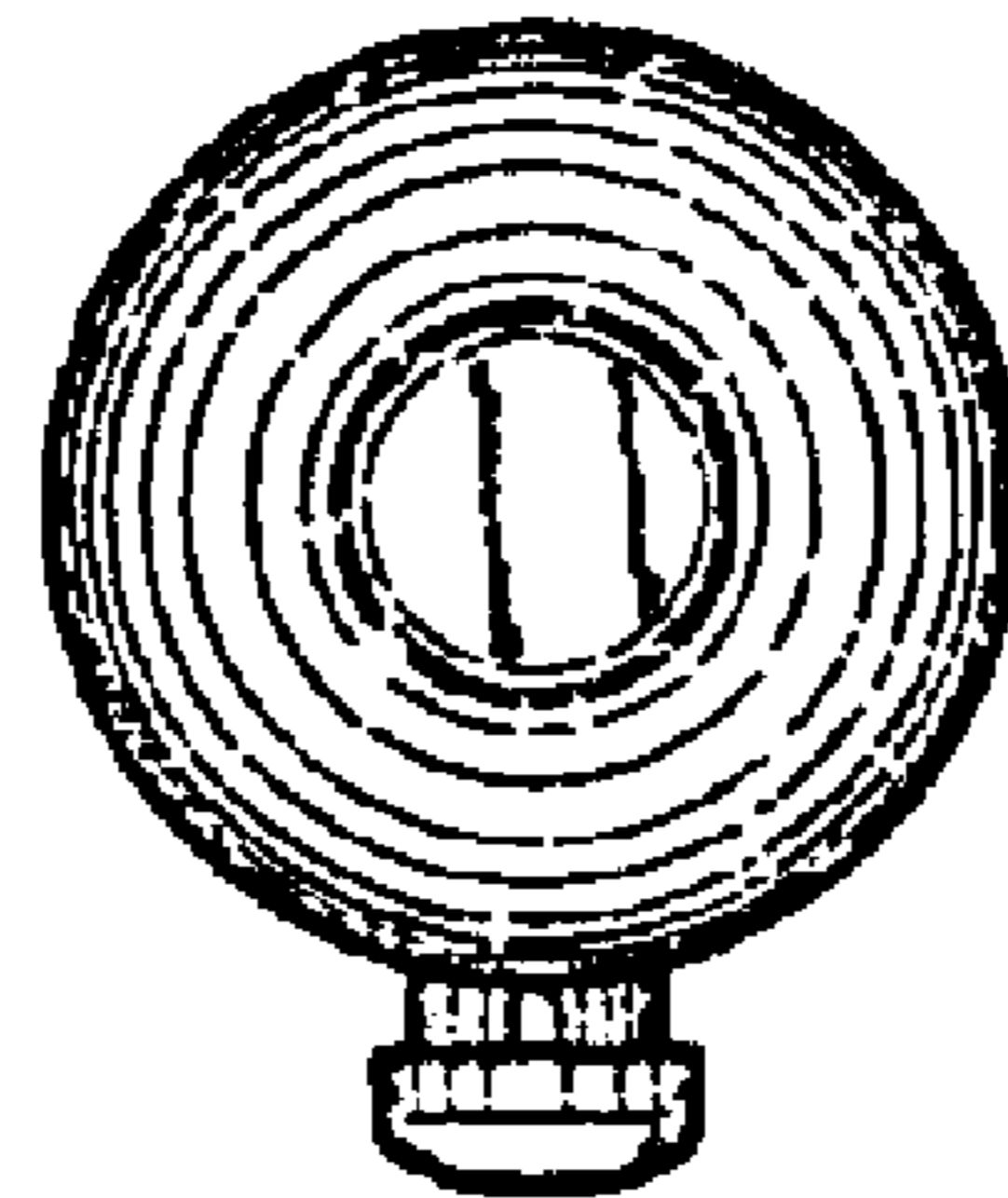


Fig. 7

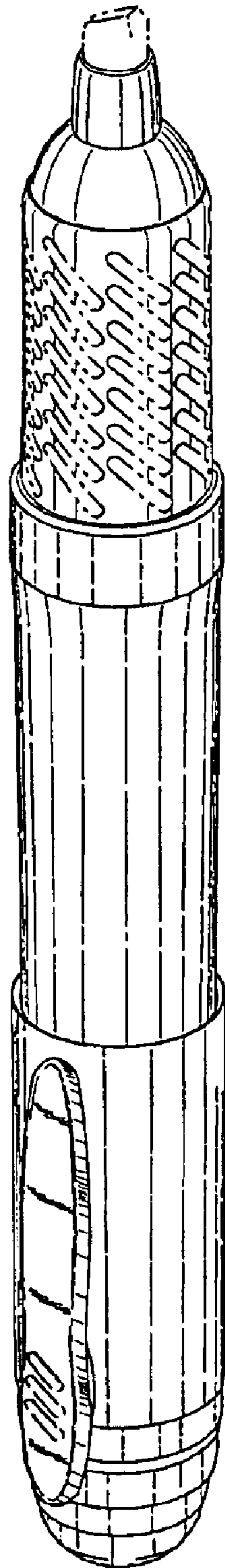


Fig. 8