

US00D500789S

(12) **United States Design Patent**
Mandel

(10) **Patent No.: US D500,789 S**

(45) **Date of Patent: ** Jan. 11, 2005**

(54) **PENMATE HIGHLIGHTER AND PEN HOLDER**

(75) Inventor: **Logan Flash Mandel**, Los Angeles, CA (US)

(73) Assignee: **GMPC**, Santa Monica, CA (US)

(**) Term: **14 Years**

(21) Appl. No.: **29/205,899**

(22) Filed: **May 20, 2004**

(51) **LOC (7) Cl.** **19-06**

(52) **U.S. Cl.** **D19/36; D19/43; D19/48; D19/84**

(58) **Field of Search** D19/35, 36, 41-51, D19/53-58, 66, 71, 81-85; 401/35, 131, 119, 36, 199, 207, 98, 202, 196, 198, 213, 243-247, 262; 211/69.1-69.9; 206/214, 224, 371

(56) **References Cited**

U.S. PATENT DOCUMENTS

2,107,424	A	*	2/1938	Platt	401/214
3,195,169	A	*	7/1965	Chadbourn	401/119
D214,105	S	*	5/1969	Cline		
4,614,163	A	*	9/1986	Hetzer et al.	401/131 X
D299,359	S	*	1/1989	Cain	D19/75
4,826,338	A	*	5/1989	Kilpatrick	401/35
D305,914	S	*	2/1990	Ukisu	D19/41
5,626,431	A	*	5/1997	Hetzer et al.	401/119
D428,925	S	*	8/2000	Brouwer et al.	D19/85
D482,065	S	*	11/2003	Hung	D19/36

D488,506 S * 4/2004 Mandel et al. D19/36

* cited by examiner

Primary Examiner—Martie K. Holtje

(74) *Attorney, Agent, or Firm*—Christie, Parker & Hale, LLP

(57) **CLAIM**

The ornamental design for a penmate highlighter and pen holder, as shown and described.

DESCRIPTION

FIG. 1 is a top plan view of a penmate highlighter and pen holder showing my new design, with the highlighter in an inserted position;

FIG. 2 is a rear elevational view thereof;

FIG. 3 is a front elevational view thereof;

FIG. 4 is a right side elevational view thereof, the left side being a mirror image thereof;

FIG. 5 is a bottom plan view thereof;

FIG. 6 is a perspective view thereof;

FIG. 7 is a perspective view thereof with the highlighter removed for ease of illustration;

FIG. 8 is a perspective view thereof with the highlighter shown in a partially raised position;

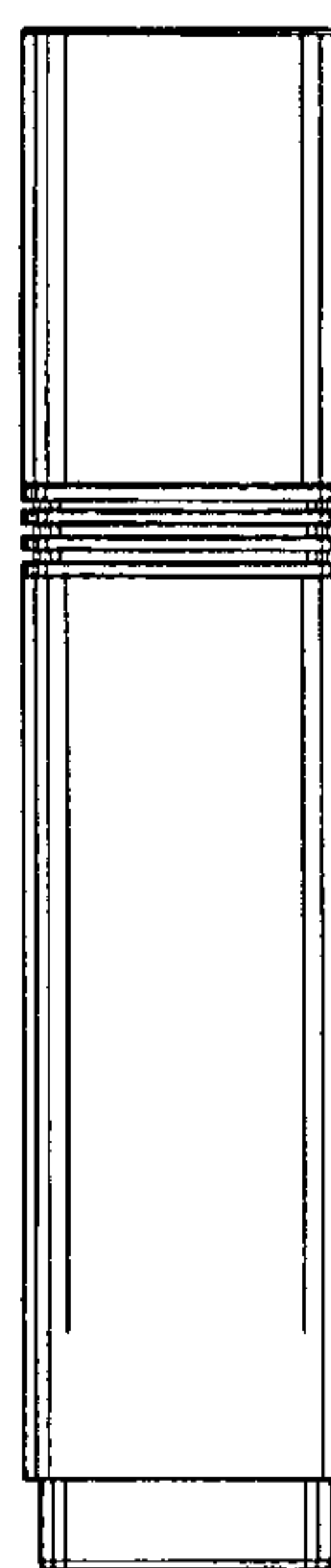
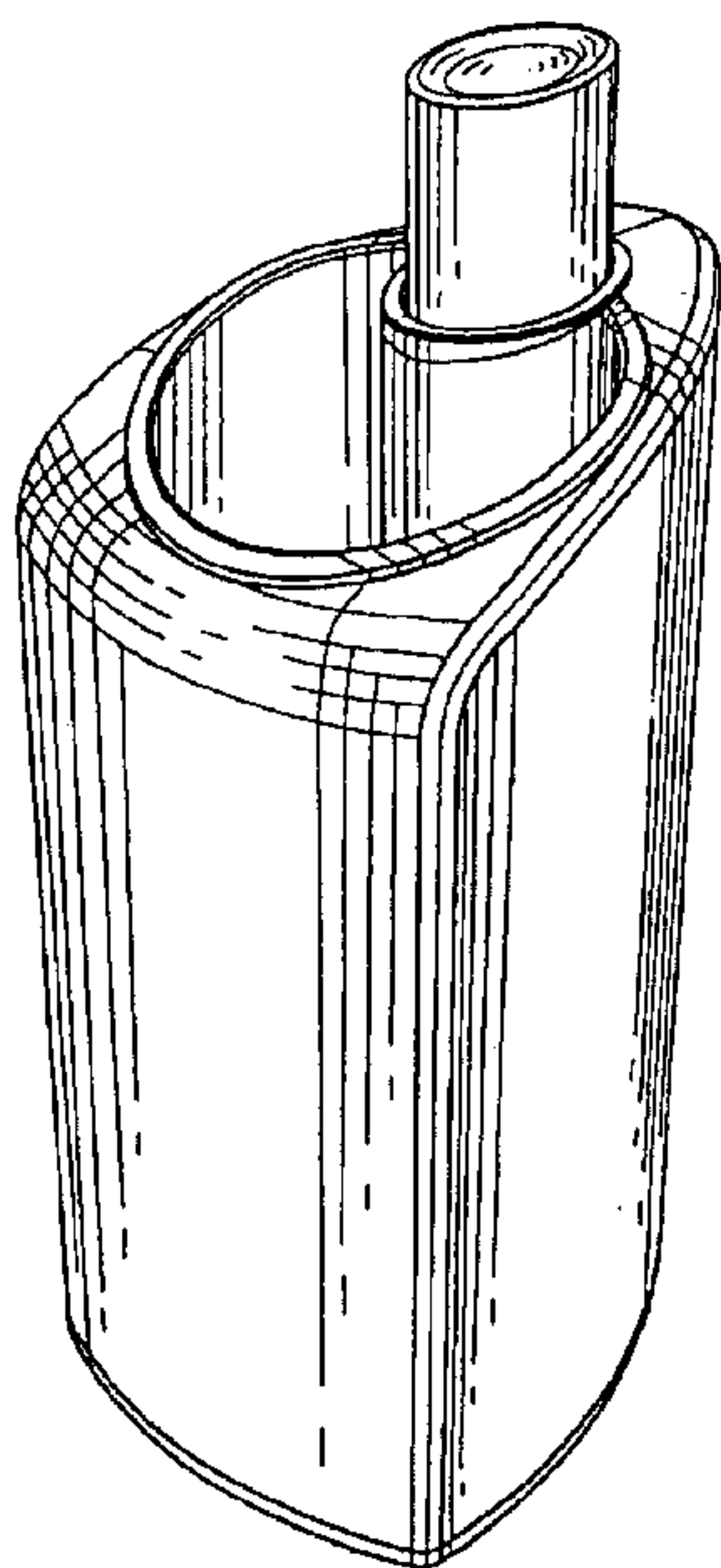
FIG. 9 is a top plan view of the highlighter shown separately for ease of illustration;

FIG. 10 is a left side elevational view of FIG. 9, the right side being a mirror image thereof;

FIG. 11 is a front elevational view of FIG. 9; and,

FIG. 12 is a bottom plan view of FIG. 9.

1 Claim, 3 Drawing Sheets



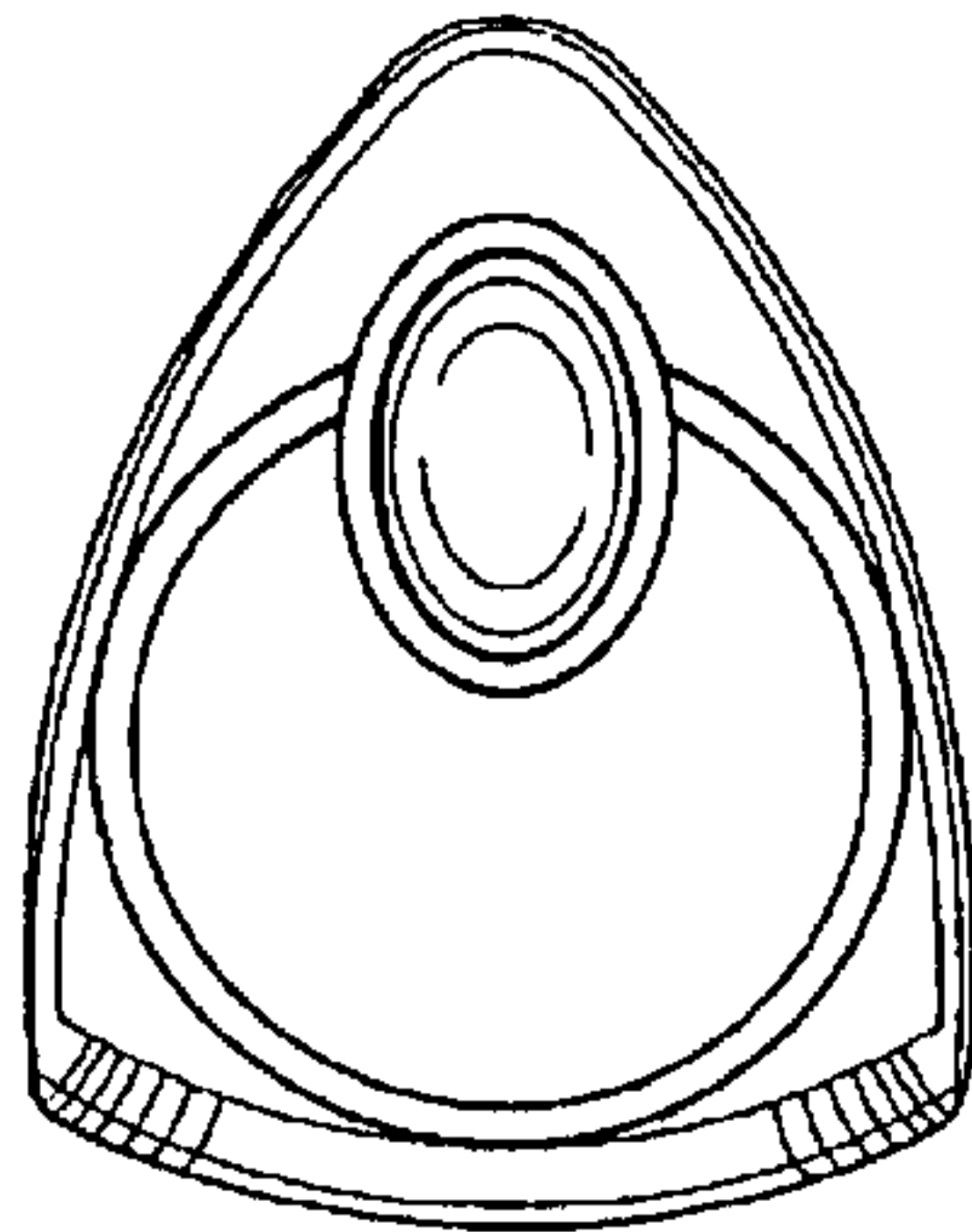


FIG 1




FIG 2




FIG 3




FIG 4




FIG 5

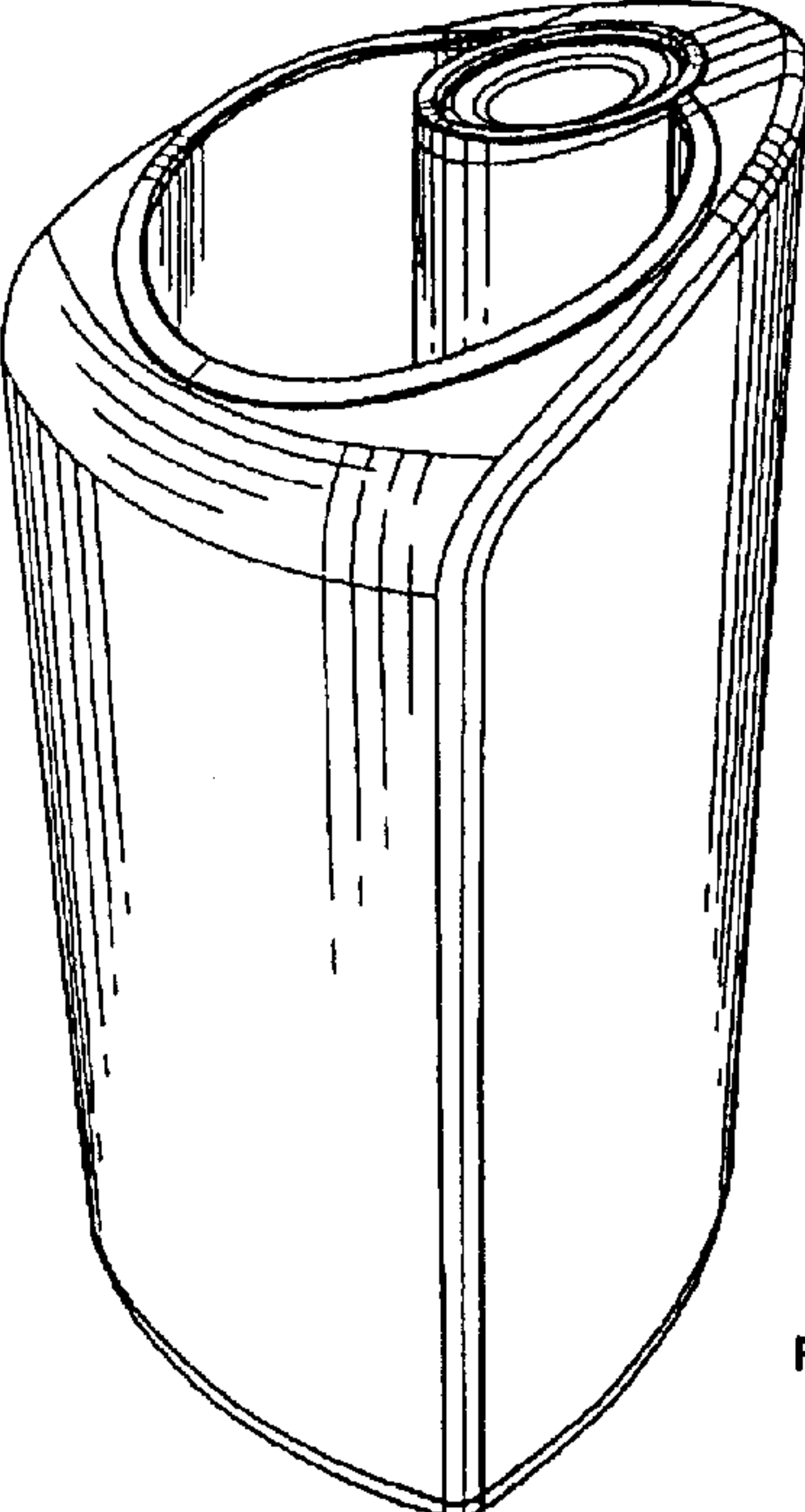


FIG 6

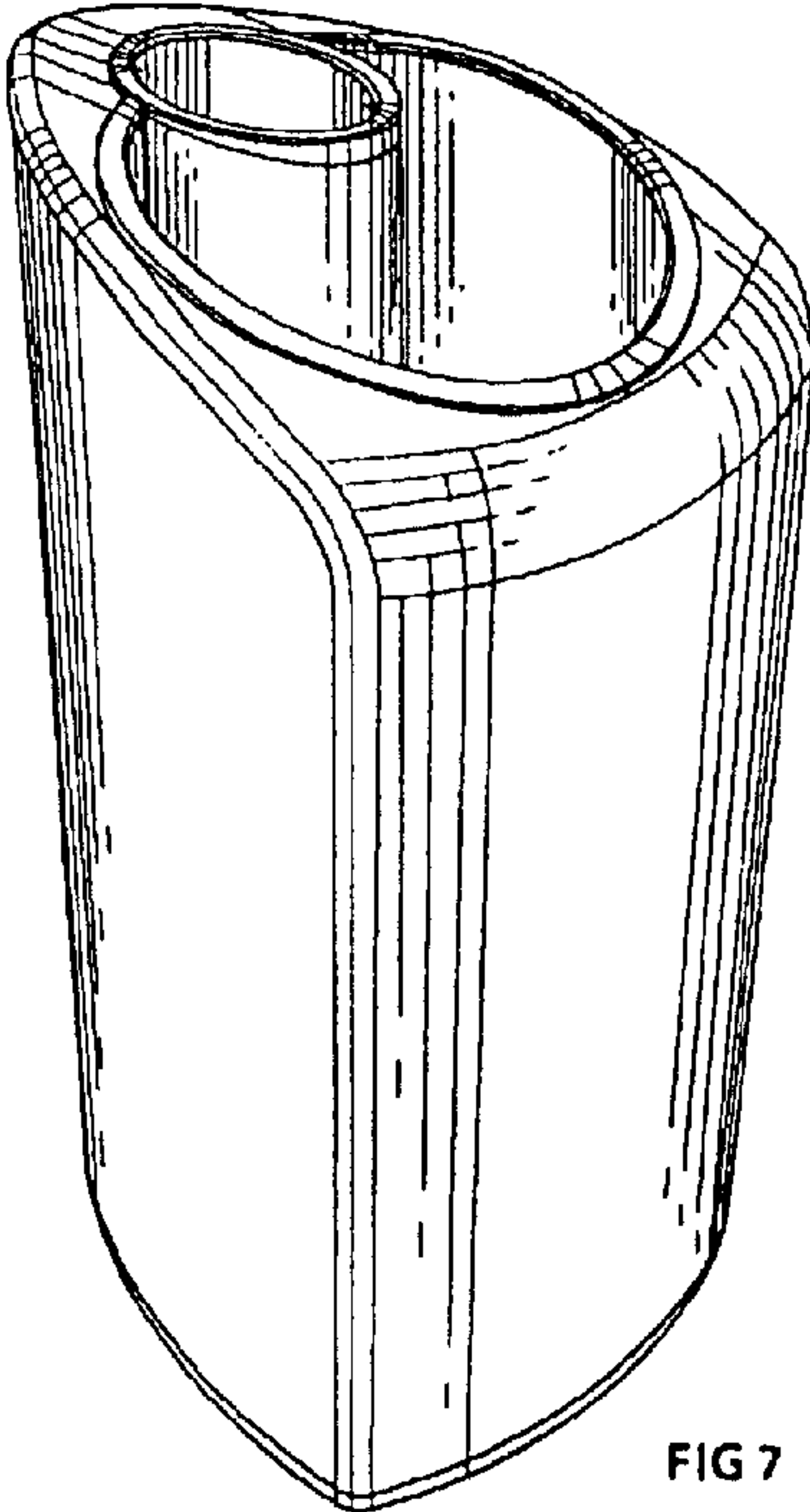


FIG 7

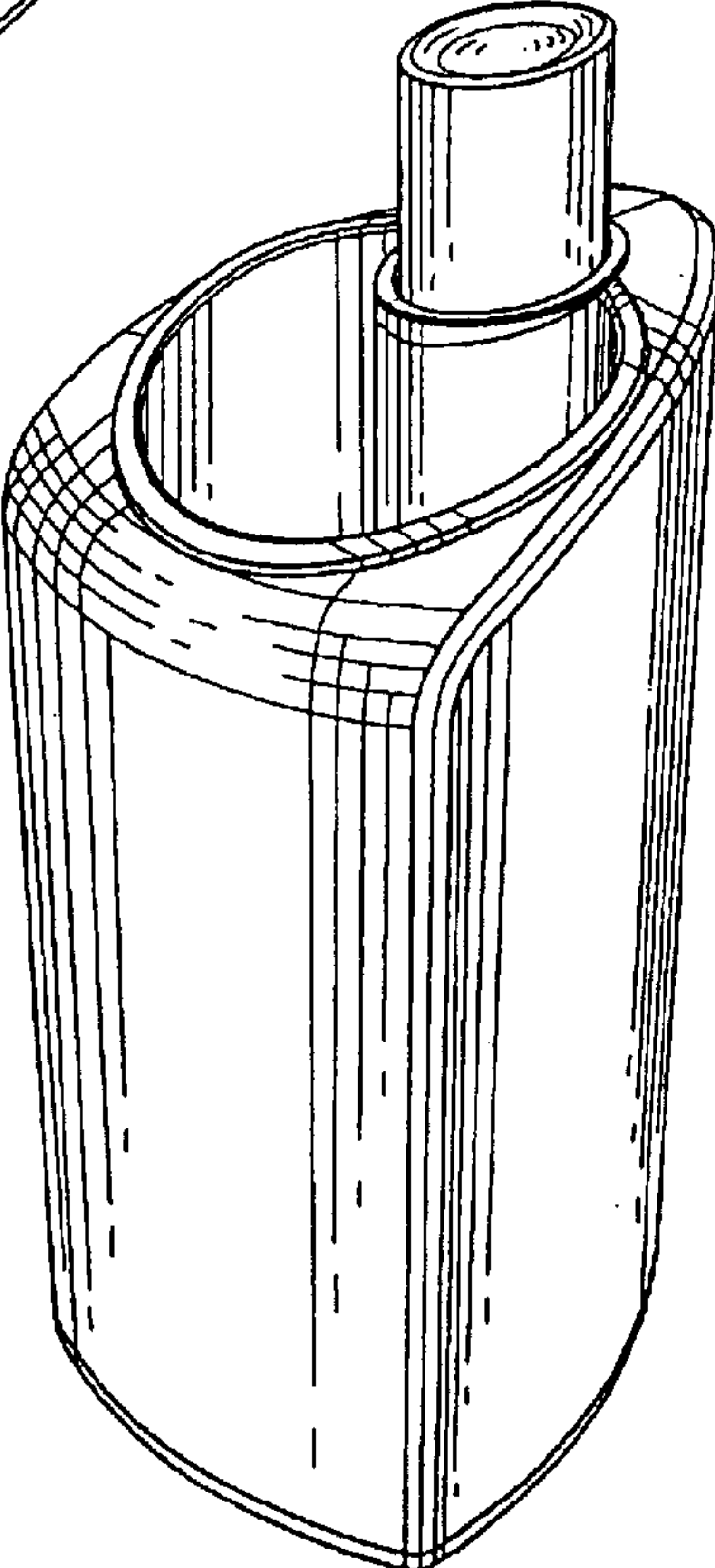


FIG 8




FIG 9




FIG 10




FIG 11

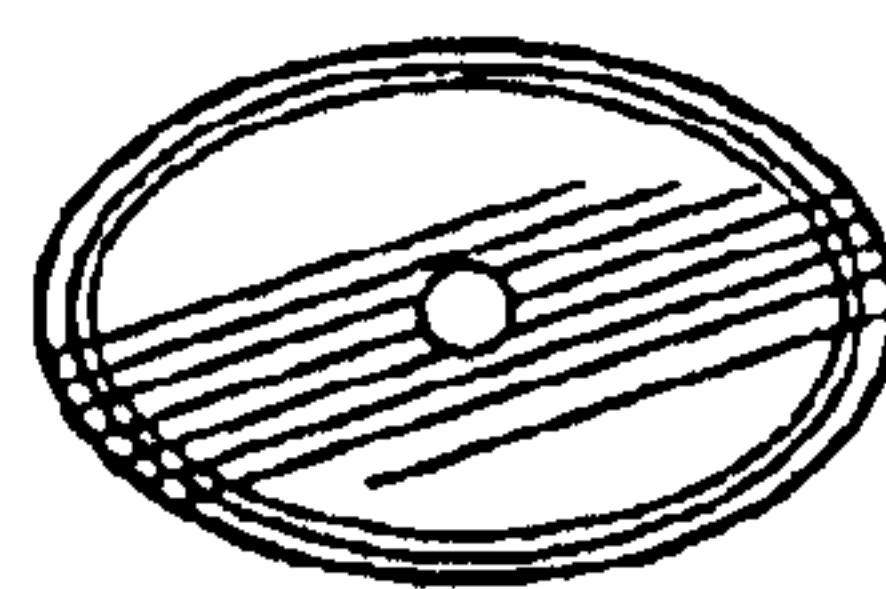


FIG 12

UNITED STATES PATENT AND TRADEMARK OFFICE
CERTIFICATE OF CORRECTION

PATENT NO. : Des. 500,789 S
DATED : January 11, 2005
INVENTOR(S) : Mandel

Page 1 of 1

It is certified that error appears in the above-identified patent and that said Letters Patent is hereby corrected as shown below:


Title page,

Item [73], Assignee, after "GMPC" insert:

-- **dba Gary Mandel Promotional Concepts, Inc.** --

Signed and Sealed this

Nineteenth Day of July, 2005

A handwritten signature in black ink on a dotted background. The signature reads "Jon W. Dudas" in a cursive style.

JON W. DUDAS

Director of the United States Patent and Trademark Office