

US00D500782S

(12) **United States Design Patent**
Bhavnani

(10) **Patent No.:** **US D500,782 S**
(45) **Date of Patent:** **** Jan. 11, 2005**

(54) **CALCULATOR**

(75) **Inventor:** **Dilip Bhavnani**, Beverly Hills, CA
(US)

(73) **Assignee:** **Sun Coast Merchandise Corp.**,
Commerce, CA (US)

(**) **Term:** **14 Years**

(21) **Appl. No.:** **29/196,110**

(22) **Filed:** **Dec. 19, 2003**

(51) **LOC (7) Cl.** **18-01**

(52) **U.S. Cl.** **D18/7**

(58) **Field of Search** D18/1, 2, 4.1-4.6,
D18/5-7, 10, 11; D14/341, 345, 346; 235/419-434,
61 R-60.22; 364/705.06, 705.07, 706-710;
200/5 A; 361/683

(56) **References Cited**

U.S. PATENT DOCUMENTS

D235,452 S	*	6/1975	Ikeda	D18/7
D235,879 S	*	7/1975	Kital	D18/7
D283,711 S	*	5/1986	Deura et al.	D18/7
D312,093 S	*	11/1990	Wei	D18/2
D398,627 S	*	9/1998	Leung	D18/7
D419,588 S	*	1/2000	Chan	D18/7
D422,300 S	*	4/2000	Leung	D18/7

D436,985 S	*	1/2001	Chan	D18/7
6,178,085 B1	*	1/2001	Leung	361/683
D462,083 S	*	8/2002	Hsu	D18/7
D462,084 S	*	8/2002	Hsu	D18/7
D466,147 S	*	11/2002	Chan	D18/7
D477,625 S	*	7/2003	Hsu	D18/7
D490,840 S	*	6/2004	Arakaki et al.	D18/4.4

* cited by examiner

Primary Examiner—Caron D. Veynar

(74) *Attorney, Agent, or Firm*—Brian Carpenter

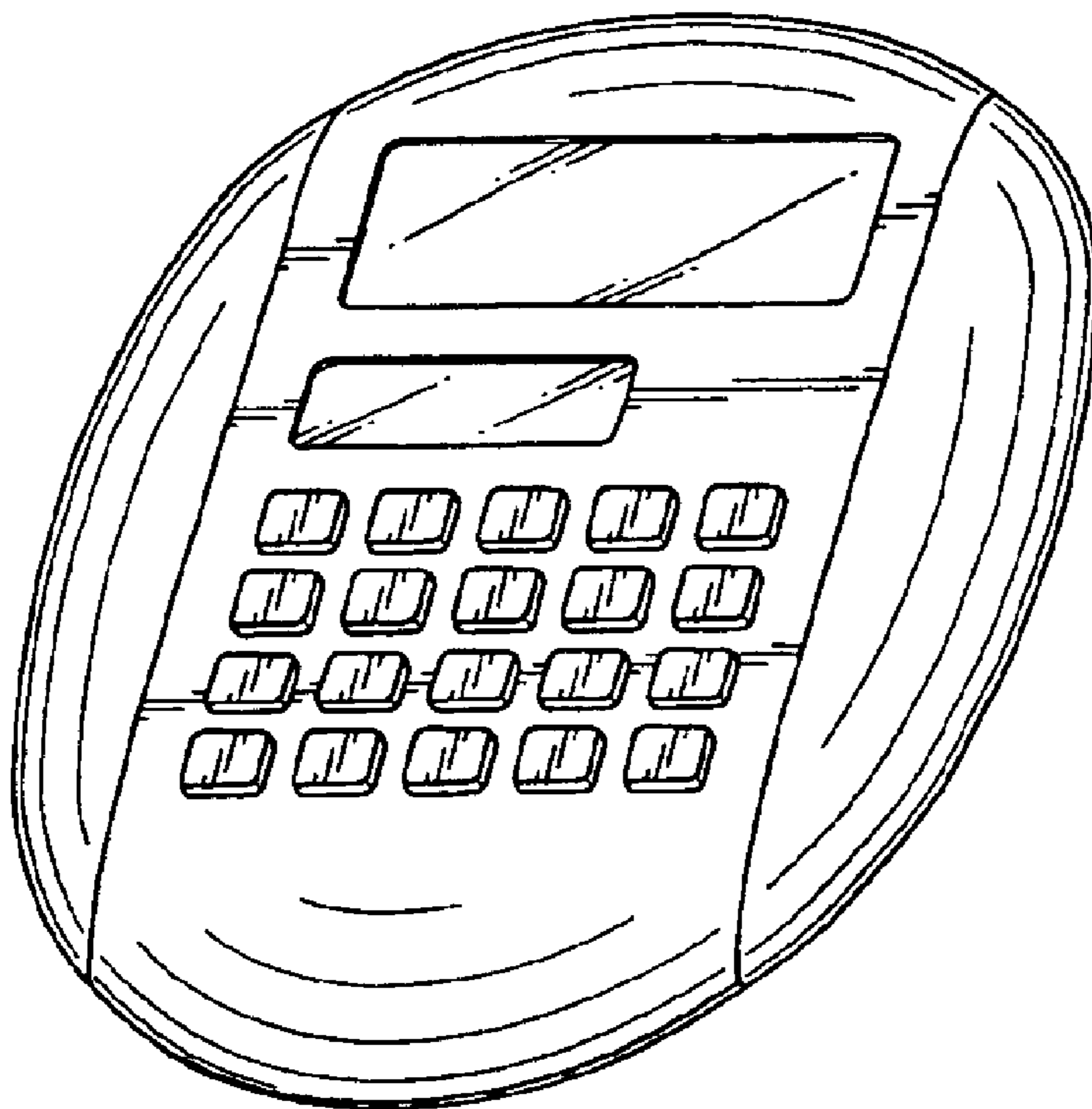
(57) **CLAIM**

The ornamental design for a calculator, as shown and described.

DESCRIPTION

FIG. 1 is a perspective view of a calculator;
FIG. 2 is a top plan view of the calculator of FIG. 1;
FIG. 3 is a left side elevational view of the calculator of FIG. 1;
FIG. 4 is a rear side elevational view of the calculator of FIG. 1;
FIG. 5 is a front side elevational view of the calculator of FIG. 1; and,
FIG. 6 is a bottom plan view of the calculator of FIG. 1.
The right side elevational view is a mirror image of the left side elevational view shown in FIG. 3.

1 Claim, 2 Drawing Sheets



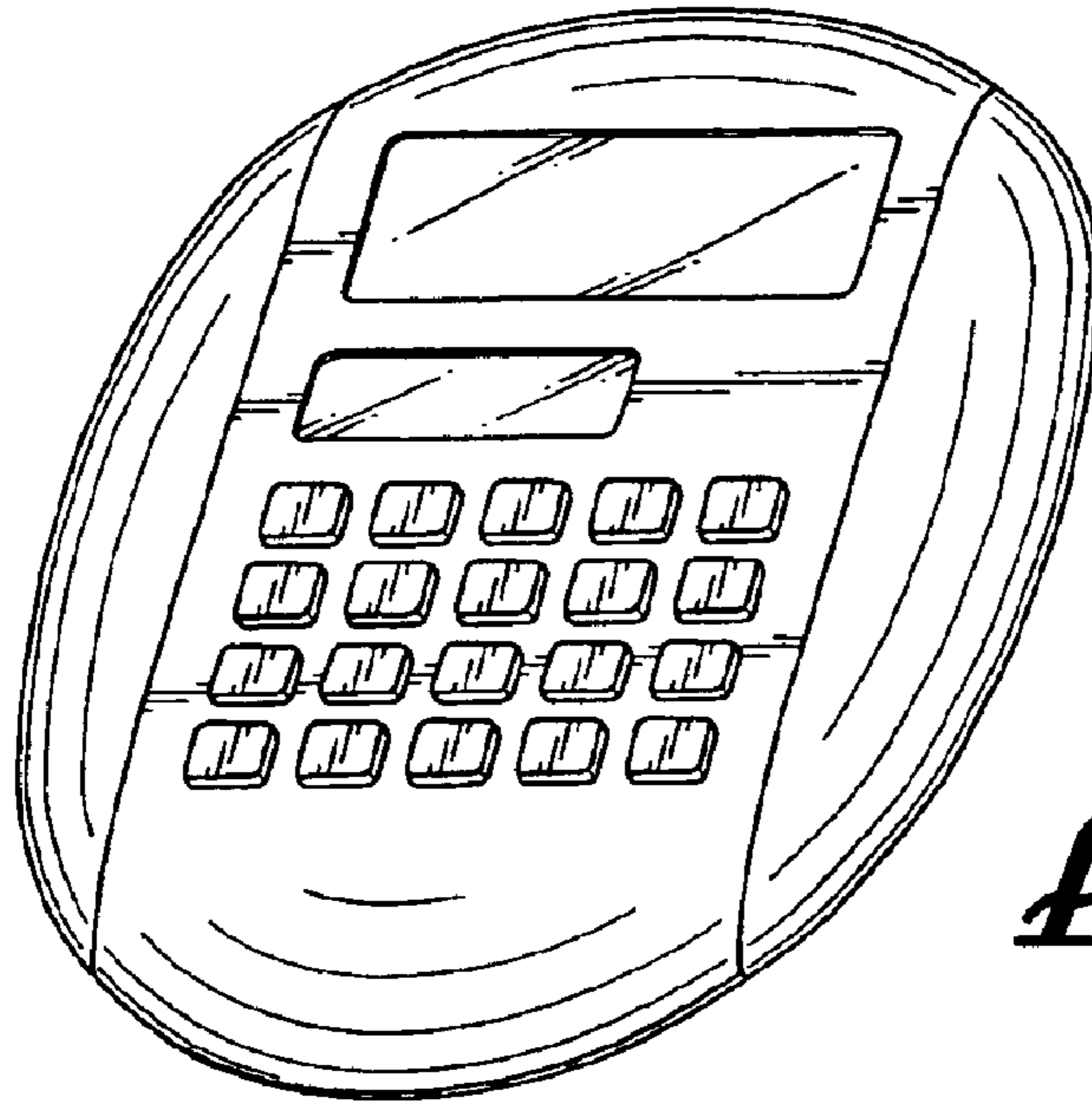


FIG. 1

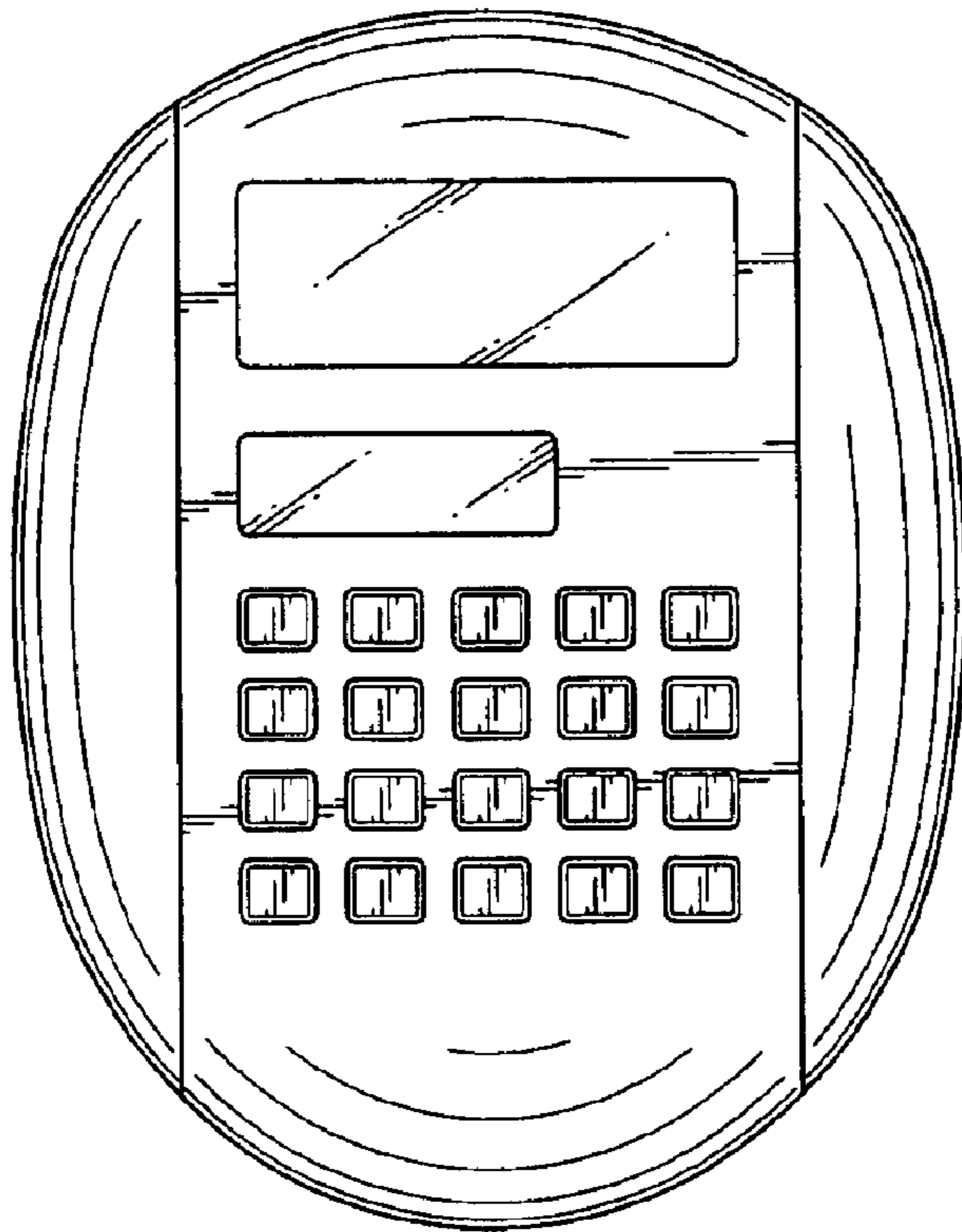


FIG. 2



FIG. 3




FIG. 4




FIG. 5

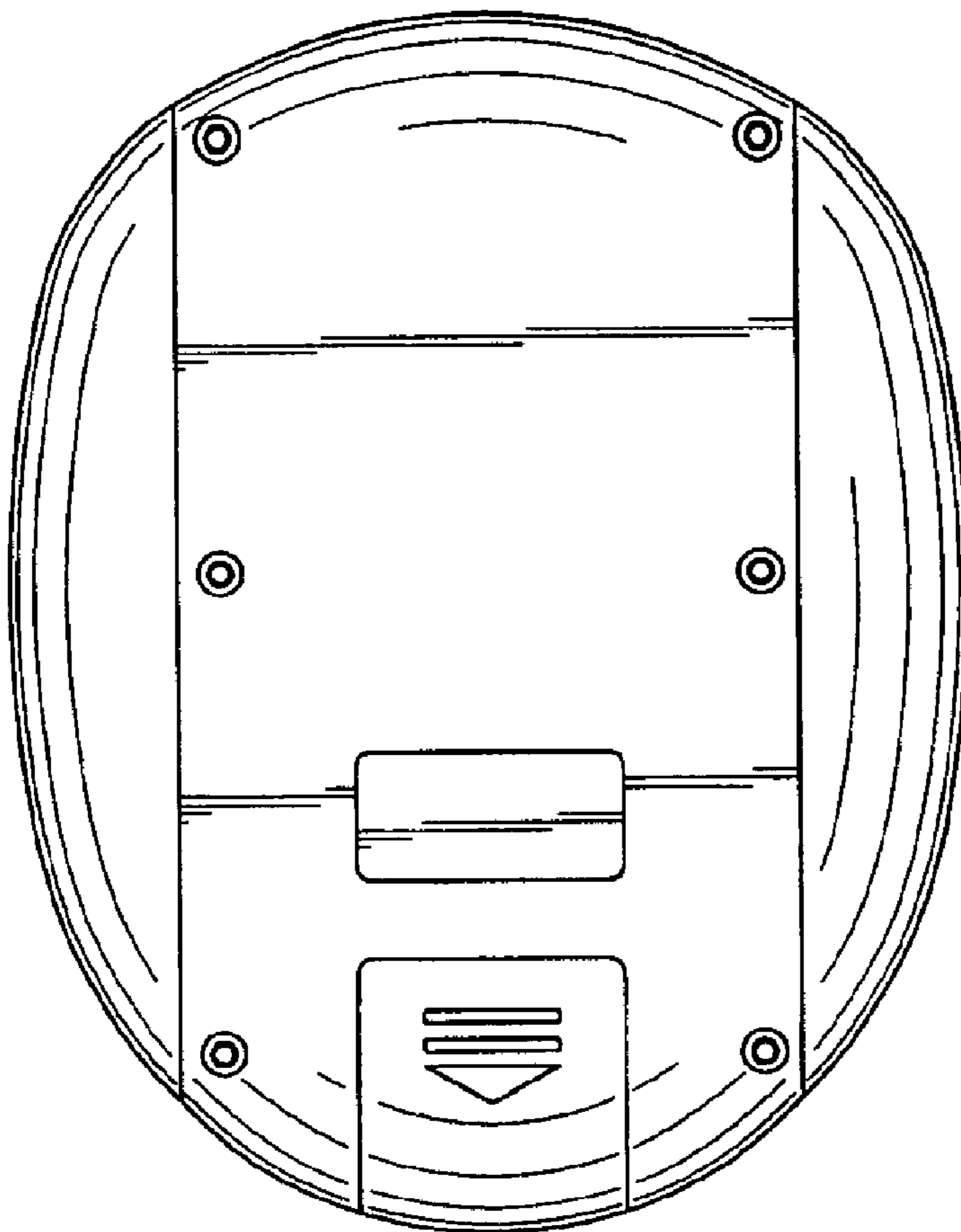


FIG. 6