

US00D500780S

(12) **United States Design Patent**  
**Kondo**

(10) **Patent No.:** **US D500,780 S**

(45) **Date of Patent:** **\*\* Jan. 11, 2005**

(54) **NOSE PAD FOR CAMERA**

5,943,116 A \* 8/1999 Zeimer ..... 351/221

(76) **Inventor:** **Takashi Kondo**, 104-2 Tsubakikonge,  
Tsuayama-shi, Okayama-ken (JP)

\* cited by examiner

*Primary Examiner*—Adir Aronovich

(74) *Attorney, Agent, or Firm*—Manabu Kanesaka

(\*\*) **Term:** **14 Years**

(57) **CLAIM**

(21) **Appl. No.:** **29/185,807**

The ornamental design for a nose pad for camera, as shown and described.

(22) **Filed:** **Jul. 7, 2003**

(51) **LOC (7) Cl.** ..... **16-05**

**DESCRIPTION**

(52) **U.S. Cl.** ..... **D16/237**

(58) **Field of Search** ..... D16/200, 203,  
D16/237, 242, 309; 345/8; 348/158, 376;  
351/136, 138; 396/14, 18

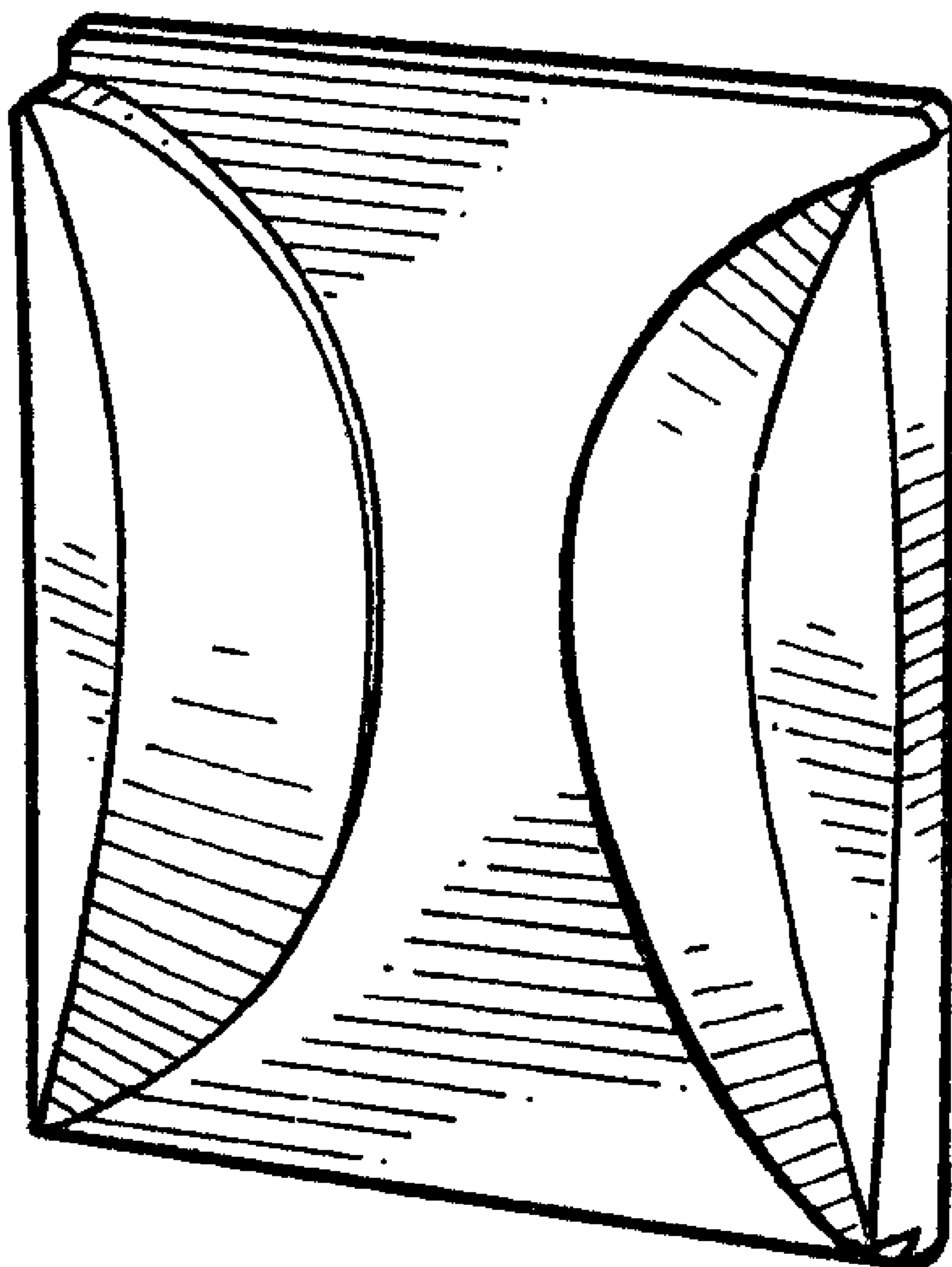
FIG. 1 is a perspective view of a nose pad for a camera showing my new design;  
FIG. 2 is a front view thereof;  
FIG. 3 is a top view thereof;  
FIG. 4 is a bottom view thereof;  
FIG. 5 is a left side view thereof, the undisclosed right side view being a mirror image of the left side view; and,  
FIG. 6 is a rear view thereof.

(56) **References Cited**

**U.S. PATENT DOCUMENTS**

4,516,157 A \* 5/1985 Campbell ..... 348/158  
5,784,143 A \* 7/1998 Chang ..... 351/138  
5,870,166 A \* 2/1999 Chang et al. .... 351/158

**1 Claim, 2 Drawing Sheets**



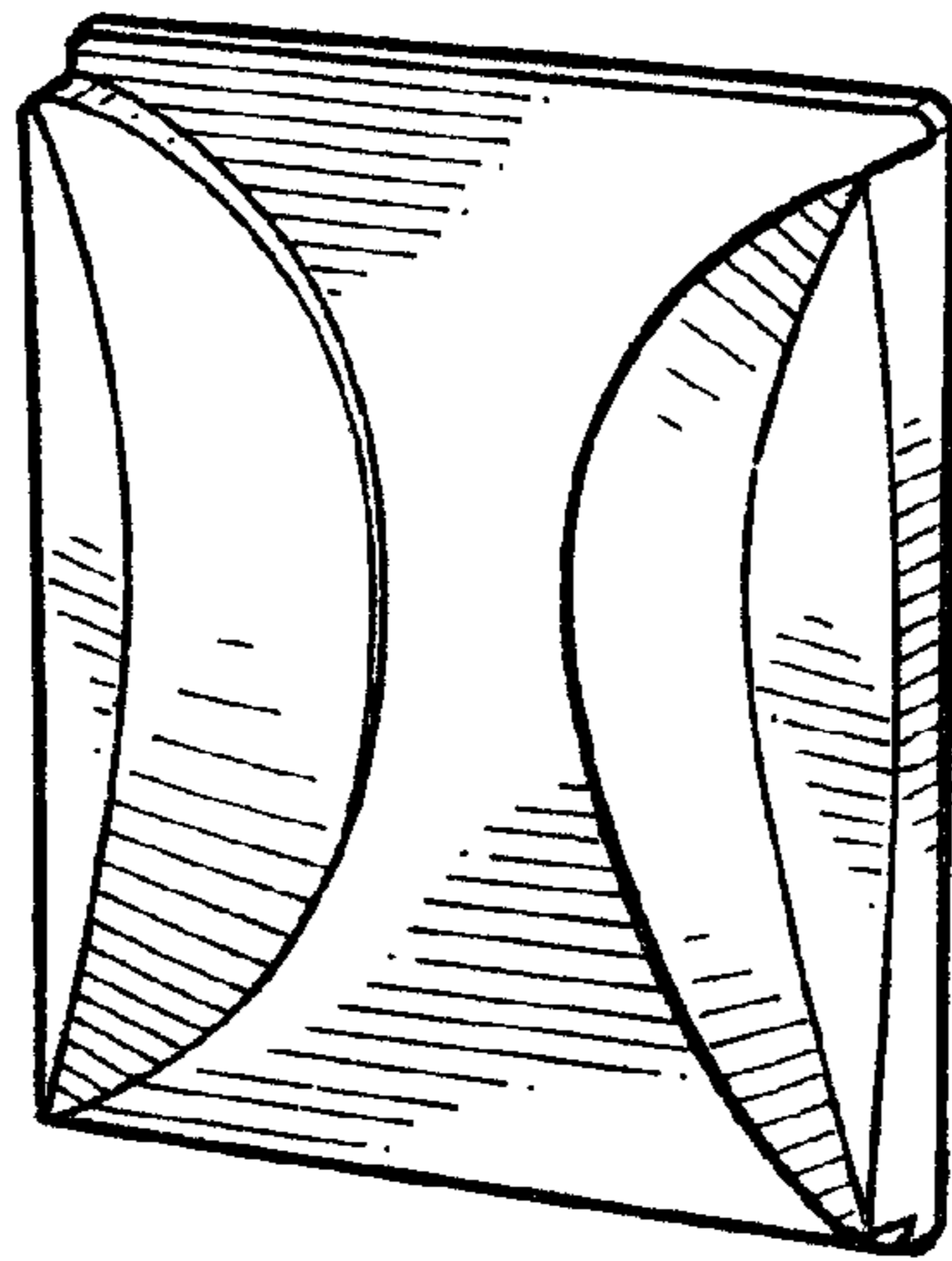


FIG. 1

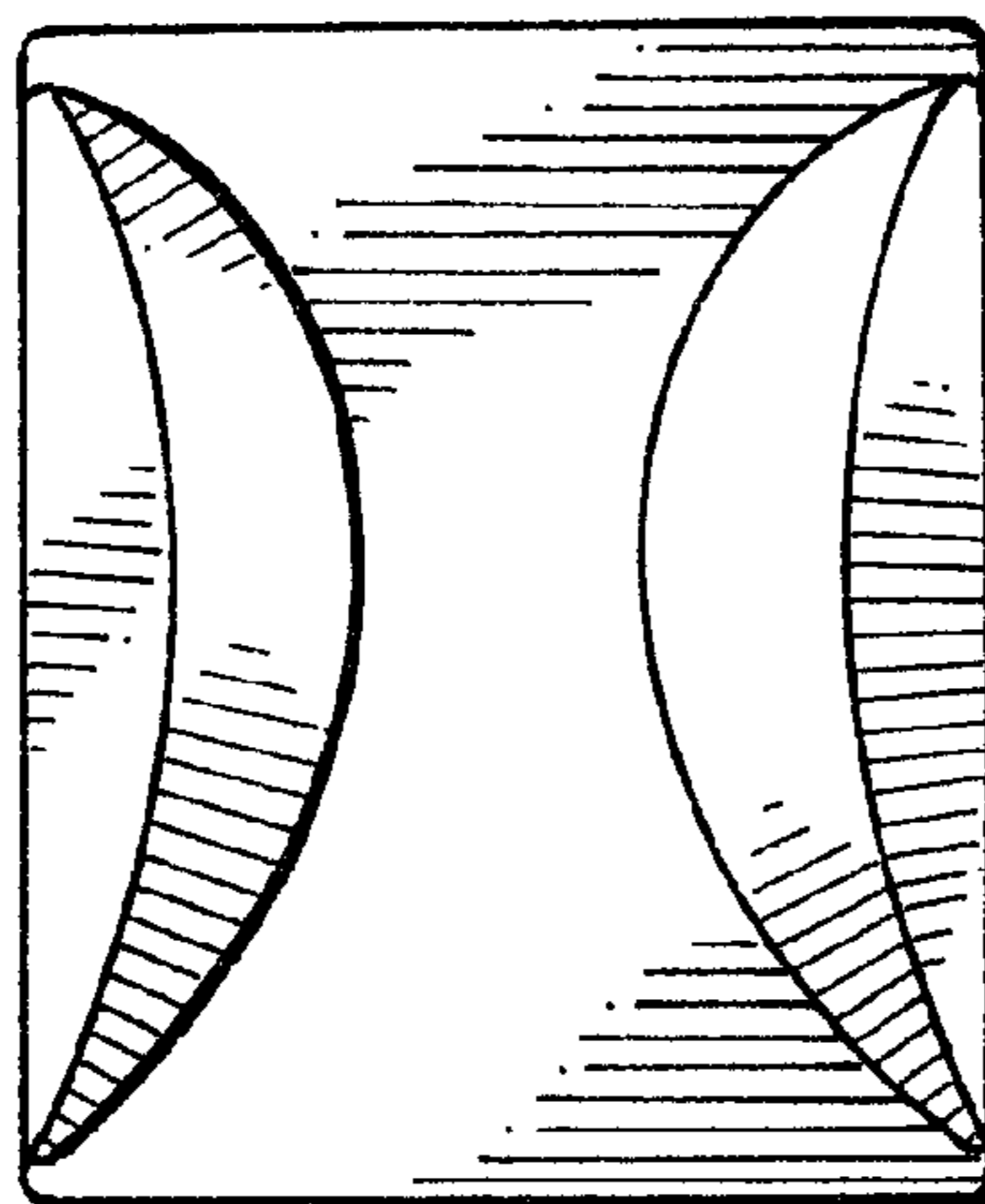


FIG. 2



FIG. 3



FIG. 4

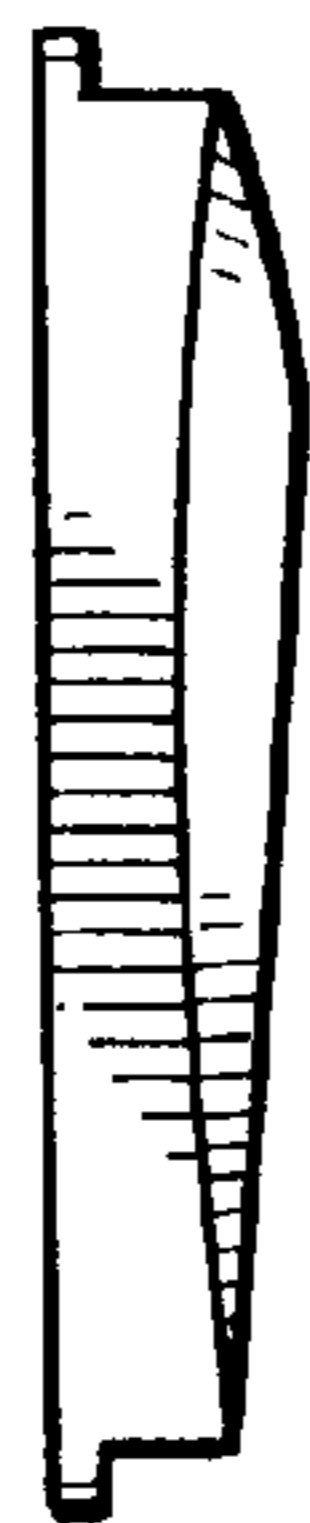


FIG. 5




FIG. 6