

US00D500772S

(12) **United States Design Patent**  
**Montgomery et al.**

(10) **Patent No.: US D500,772 S**  
(45) **Date of Patent: \*\* Jan. 11, 2005**

- (54) **WORK VEHICLE GRILLE**
- (75) Inventors: **Gregg C. Montgomery**, Hinsdale, IL  
(US); **Douglas V. Montgomery**,  
Downers Grove, IL (US)
- (73) Assignee: **CNH America LLC**, New Holland, PA  
(US)
- (\*\*) Term: **14 Years**
- (21) Appl. No.: **29/173,607**
- (22) Filed: **Jan. 1, 2003**
- (51) **LOC (7) Cl.** ..... **15-03**
- (52) **U.S. Cl.** ..... **D15/31**
- (58) **Field of Search** ..... D15/10, 15, 17,  
D15/22-26, 28, 31; 56/320.1, 320; 180/89.1,  
900

- D413,905 S \* 9/1999 Schmidt et al. .... D15/31
- D419,164 S \* 1/2000 Heiler et al. .... D15/31
- D458,944 S \* 6/2002 Crookes et al. .... D15/31
- D483,383 S \* 12/2003 Crookes et al. .... D15/31
- D488,488 S \* 4/2004 Montgomery et al. .... D15/31
- D488,489 S \* 4/2004 Montgomery et al. .... D15/31

\* cited by examiner

*Primary Examiner*—Mitchell Siegel

(74) *Attorney, Agent, or Firm*—John William Stader; Collin A. Webb

(57) **CLAIM**

The ornamental design for a work vehicle grille, as shown and described.

**DESCRIPTION**

FIG. 1 is an elevated perspective view of the grille of a work vehicle as seen from the left front of the work vehicle embodying our new design;

FIG. 2 is a top plan view thereof;

FIG. 3 is a left-side elevation view thereof;

FIG. 4 is a front elevation view thereof;

FIG. 5 is a bottom view thereof; and,

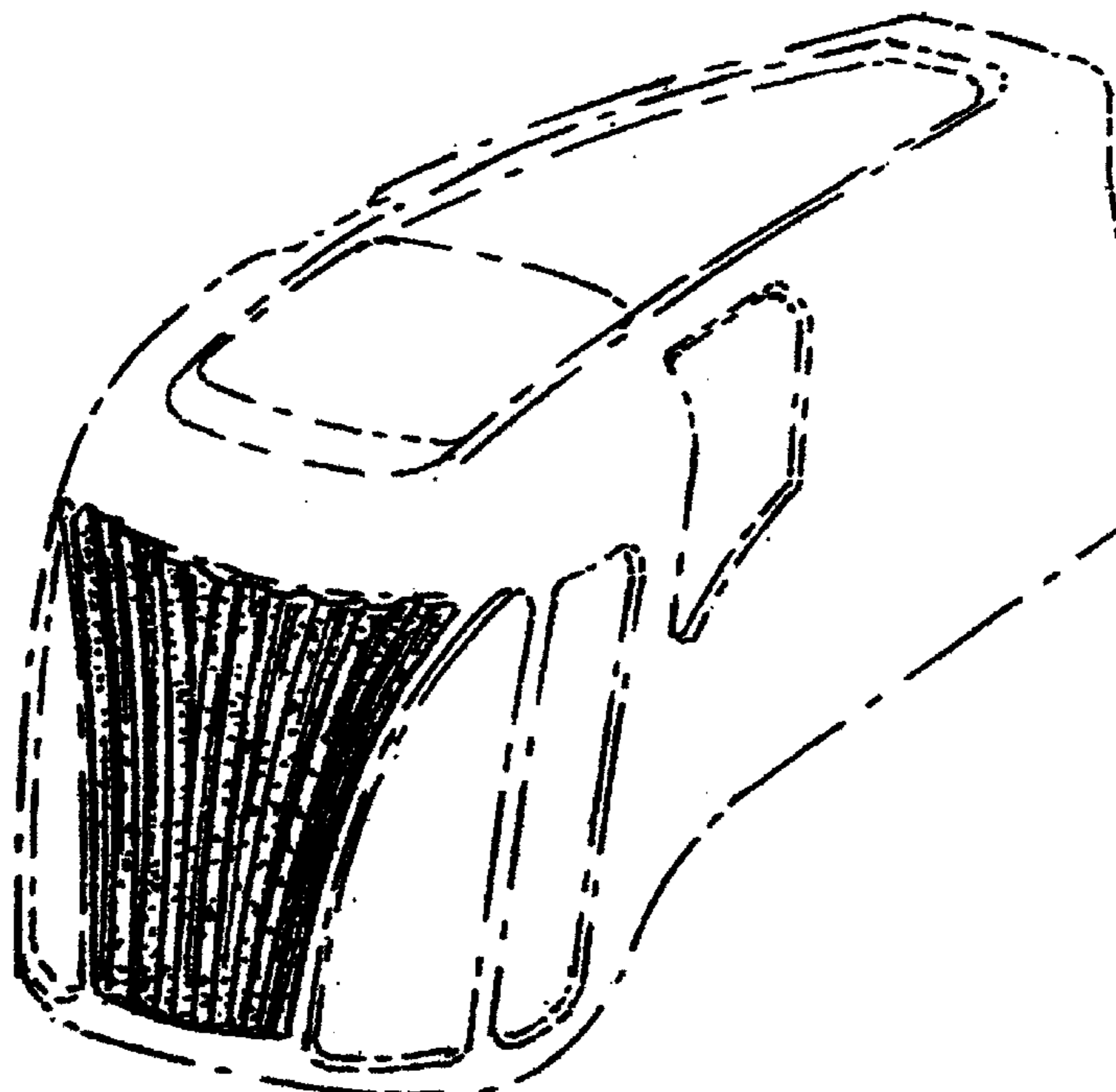
FIG. 6 is a back view thereof.

The broken line showing is for illustrative purposes only and forms no part of the claimed design.

(56) **References Cited**  
U.S. PATENT DOCUMENTS

- D114,635 S \* 5/1939 Dreyfuss ..... D15/31
- D184,159 S \* 12/1958 Whiting ..... D15/31
- D192,091 S \* 1/1962 Lathe ..... D15/31
- D279,569 S \* 7/1985 Miggels et al. .... D15/31
- D327,276 S \* 6/1992 Sorensen ..... D15/31
- D381,025 S \* 7/1997 Bataille ..... D15/31
- D389,492 S \* 1/1998 Schmidt et al. .... D15/31

**1 Claim, 3 Drawing Sheets**



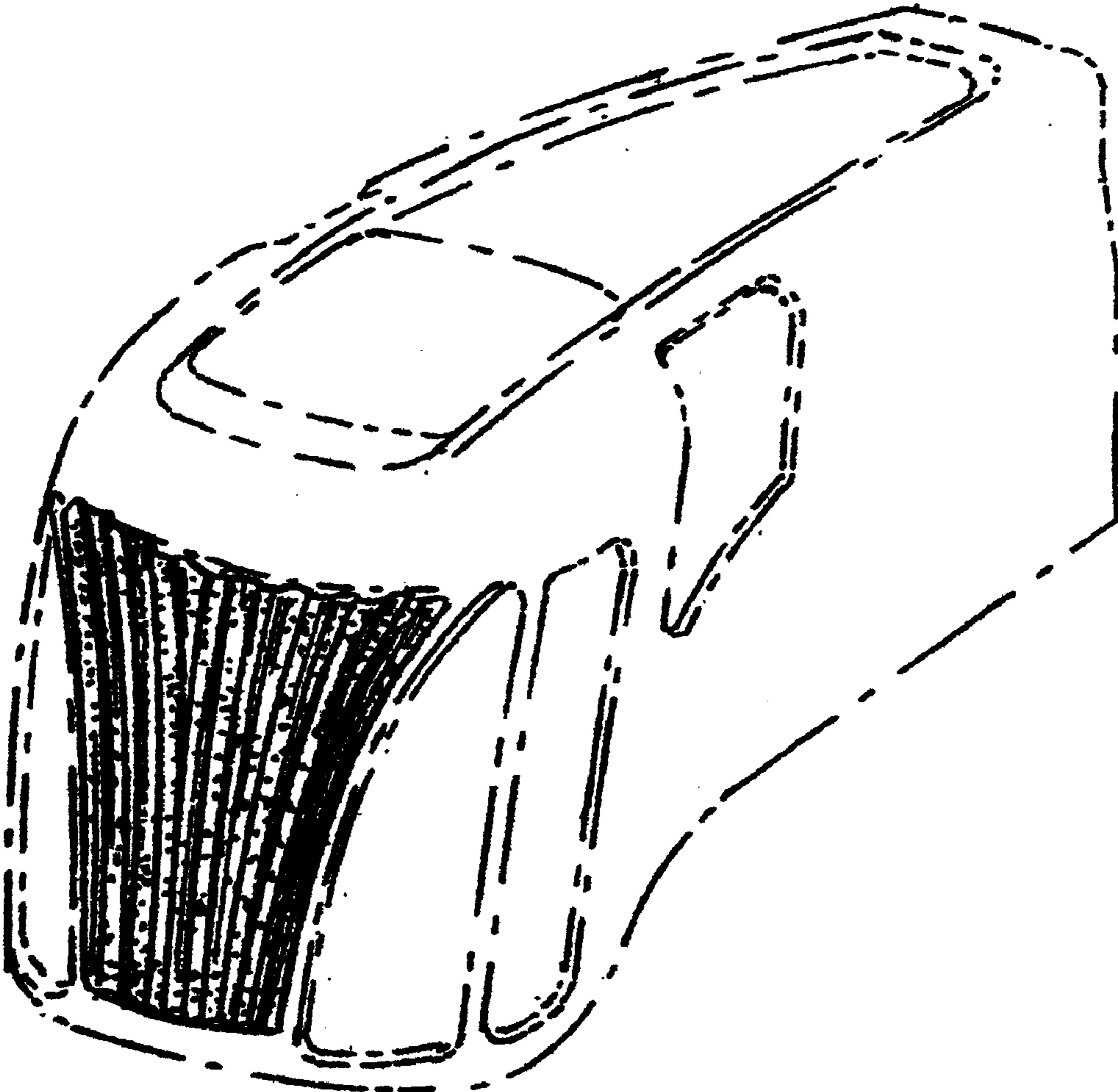


FIG. 1




FIG. 2



FIG. 3

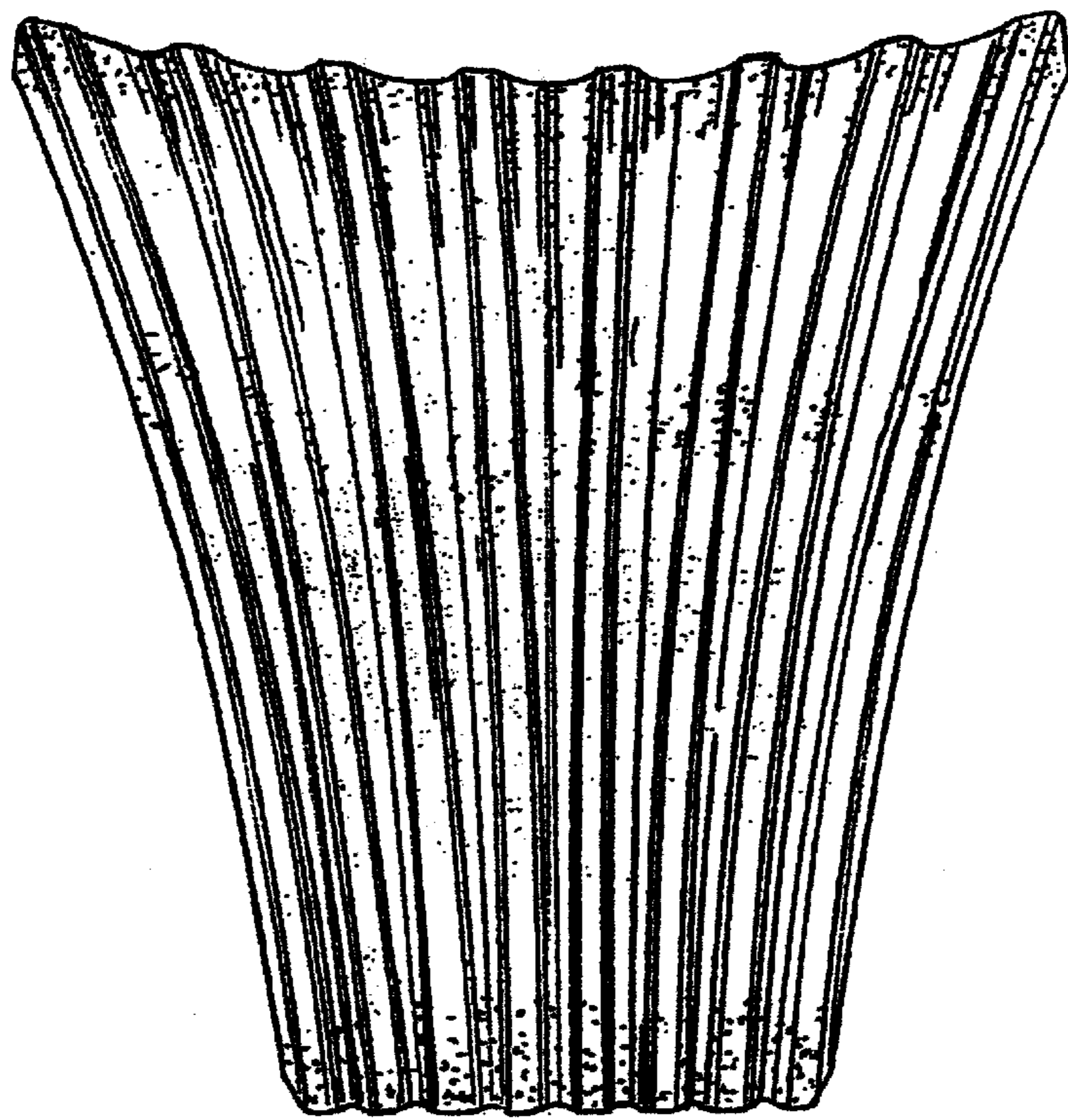


FIG. 4



FIG. 5

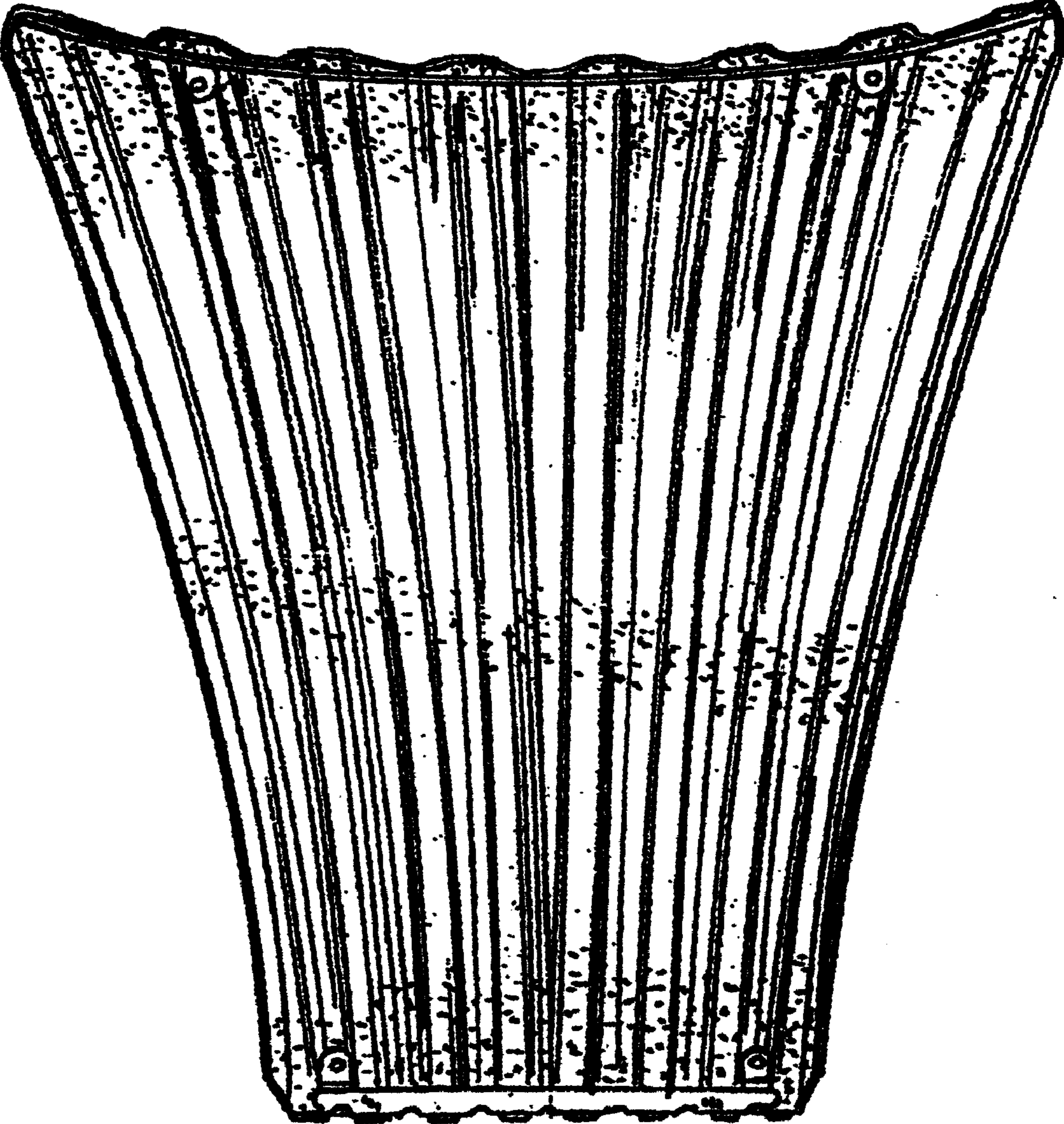


FIG. 6