



US00D500765S

(12) **United States Design Patent**
Wasko

(10) **Patent No.:** **US D500,765 S**
(45) **Date of Patent:** **** Jan. 11, 2005**

(54) **USER INTERFACE FOR COMPUTER DISPLAY**

D440,575 S 4/2001 Wang et al.
D441,762 S 5/2001 Mugura
D443,597 S * 6/2001 Coleman
D451,536 S 12/2001 Cornille

(75) Inventor: **Timothy E. Wasko**, High River (CA)

* cited by examiner

(73) Assignee: **Apple Computer, Inc.**, Cupertino, CA (US)

Primary Examiner—M. H. Tung

(**) Term: **14 Years**

(74) *Attorney, Agent, or Firm*—Burns, Doane, Swecker & Mathis, LLP

(21) Appl. No.: **29/174,127**

(57) **CLAIM**

(22) Filed: **Jan. 13, 2003**

The ornamental design for a user interface for computer display, as shown and described.

Related U.S. Application Data

DESCRIPTION

(62) Division of application No. 29/159,346, filed on Apr. 19, 2002, now Pat. No. Des. 472,244, which is a division of application No. 29/135,296, filed on Jan. 8, 2001, now Pat. No. Des. 460,762.

©2001 Apple Computer, Inc. A portion of the disclosure of this patent document contains material to which a claim for copyright and trademark is made. The copyright and trademark owner has no objection to the facsimile reproduction by anyone of the patent document or the patent disclosure, as it appears in the Patent and Trademark Office patent file or records, but reserves all other copyright and trademark rights whatsoever.

(51) **LOC (7) Cl.** **14-02**

(52) **U.S. Cl.** **D14/486**

(58) **Field of Search** D14/485-95; D18/24-33; D19/6; D20/11; D21/324-33; 345/700-26, 764-866

The file of this patent contains at least one drawing executed in color. Copies of this patent with color drawings will be provided by the Patent and Trademark Office upon request and payment of the necessary fee.

(56) **References Cited**

U.S. PATENT DOCUMENTS


D390,548 S 2/1998 Maekawa et al.
D392,266 S 3/1998 Snyder et al.
D403,673 S 1/1999 Arora et al.
D425,038 S 5/2000 Hodgson
D426,525 S 6/2000 Coleman
D427,202 S 6/2000 Chatfield et al.
D427,574 S * 7/2000 Sawada et al.
D437,858 S 2/2001 Yasui et al.
D438,213 S 2/2001 Herget et al.

FIG. 1 is a front view of a user interface for a computer display; and,

FIG. 2 is a front view of a second embodiment thereof.

The broken line drawings of a computer display and elements are for illustrative purposes only and form no part of the claimed design.

1 Claim, 2 Drawing Sheets



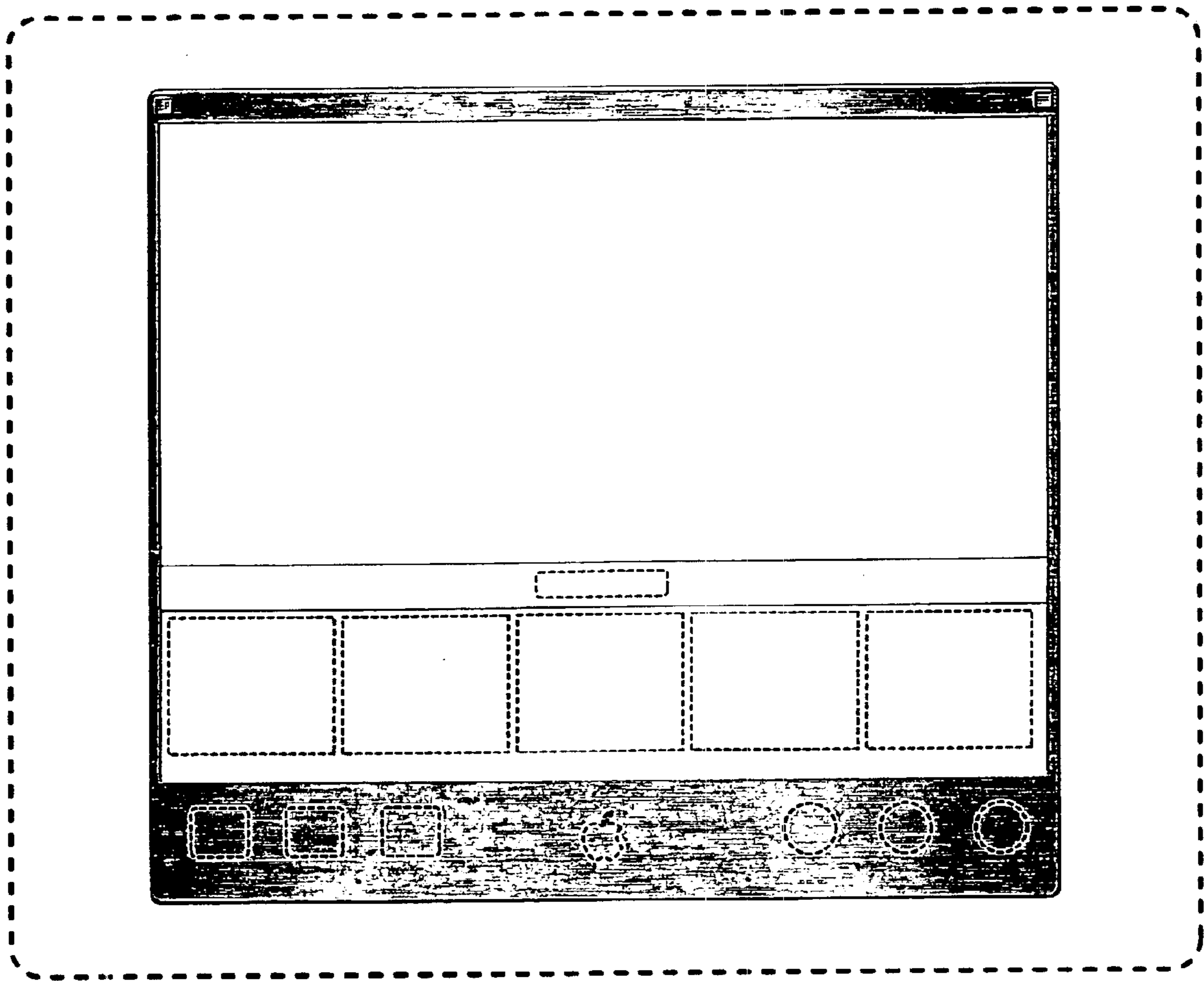


Figure 1

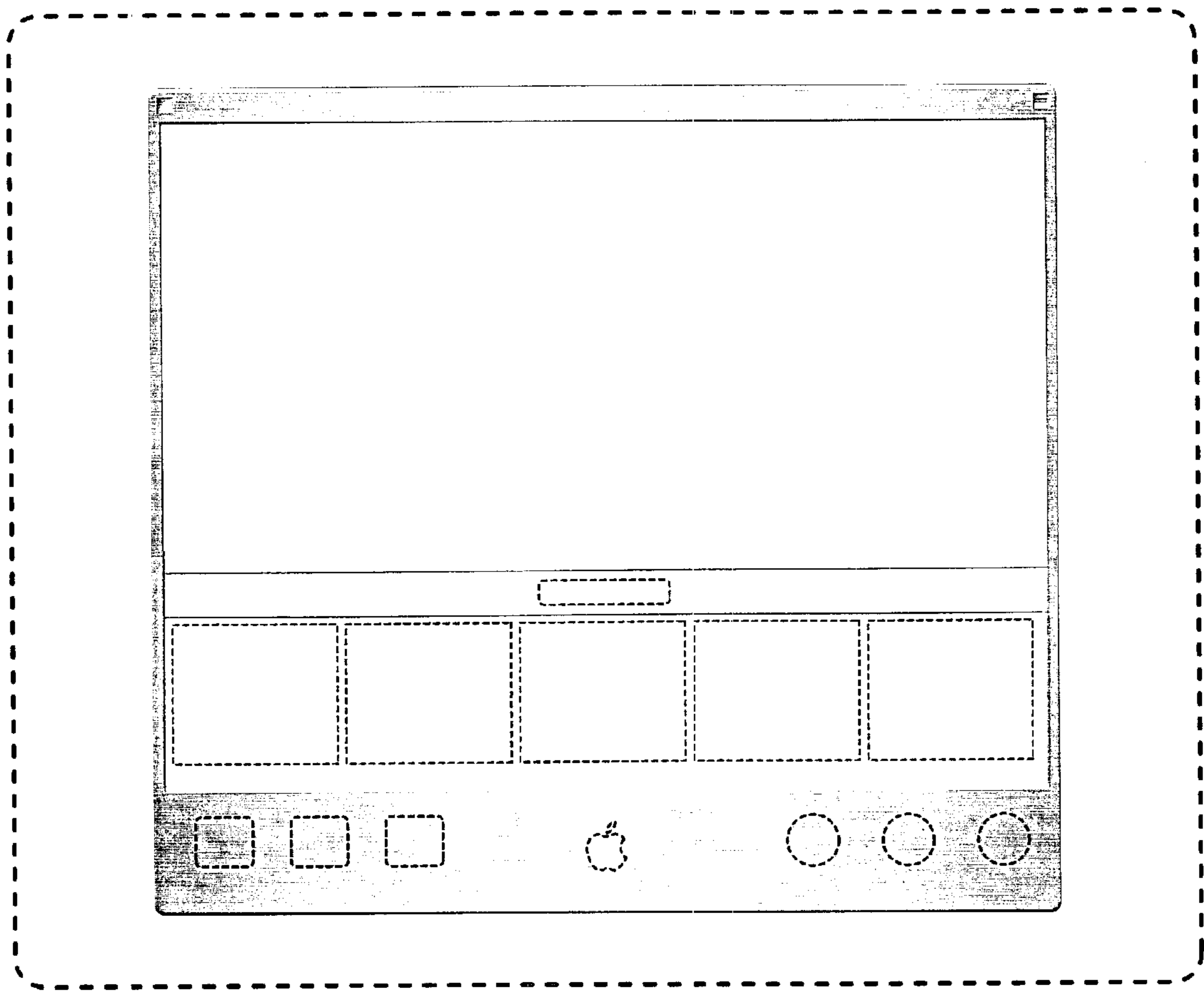


Figure 2