



US00D500712S

(12) **United States Design Patent**  
**Kudo et al.**

(10) **Patent No.: US D500,712 S**  
(45) **Date of Patent: \*\* Jan. 11, 2005**

(54) **MOTORCYCLE**

(75) Inventors: **Kazuhiro Kudo, Wako (JP); Yukinori Kawaguchi, Wako (JP)**

(73) Assignee: **Honda Giken Kogyo Kabushiki Kaisha, Tokyo (JP)**

(\*\*) Term: **14 Years**

(21) Appl. No.: **29/180,075**

(22) Filed: **Apr. 21, 2003**

(30) **Foreign Application Priority Data**

Oct. 31, 2002 (JP) ..... 2002-029768

(51) **LOC (7) Cl. .... 12-11**

(52) **U.S. Cl. .... D12/110**

(58) **Field of Search ..... D12/110; 180/219, 180/225, 229**

(56) **References Cited**

**U.S. PATENT DOCUMENTS**

D384,601 S \* 10/1997 Hiruma et al. .... D12/110

D387,017 S \* 12/1997 Wakita et al. .... D12/110

\* cited by examiner

*Primary Examiner*—Alan P. Douglas

*Assistant Examiner*—Linda Brooks

(74) *Attorney, Agent, or Firm*—Sughrue Mion, PLLC

(57) **CLAIM**

The ornamental design for a motorcycle, as shown.

**DESCRIPTION**

FIG. 1 is a perspective view of the front and right side of a motorcycle showing our new design;

FIG. 2 is a perspective view of the rear and right side thereof;

FIG. 3 is a perspective view of the front and left side thereof;

FIG. 4 is a perspective view seen from the rear and left side thereof;

FIG. 5 is a right side view thereof;

FIG. 6 is a left side view thereof;

FIG. 7 is a top view thereof;

FIG. 8 is a bottom view thereof;

FIG. 9 is a rear view thereof; and,

FIG. 10 is a front view thereof.

**1 Claim, 10 Drawing Sheets**

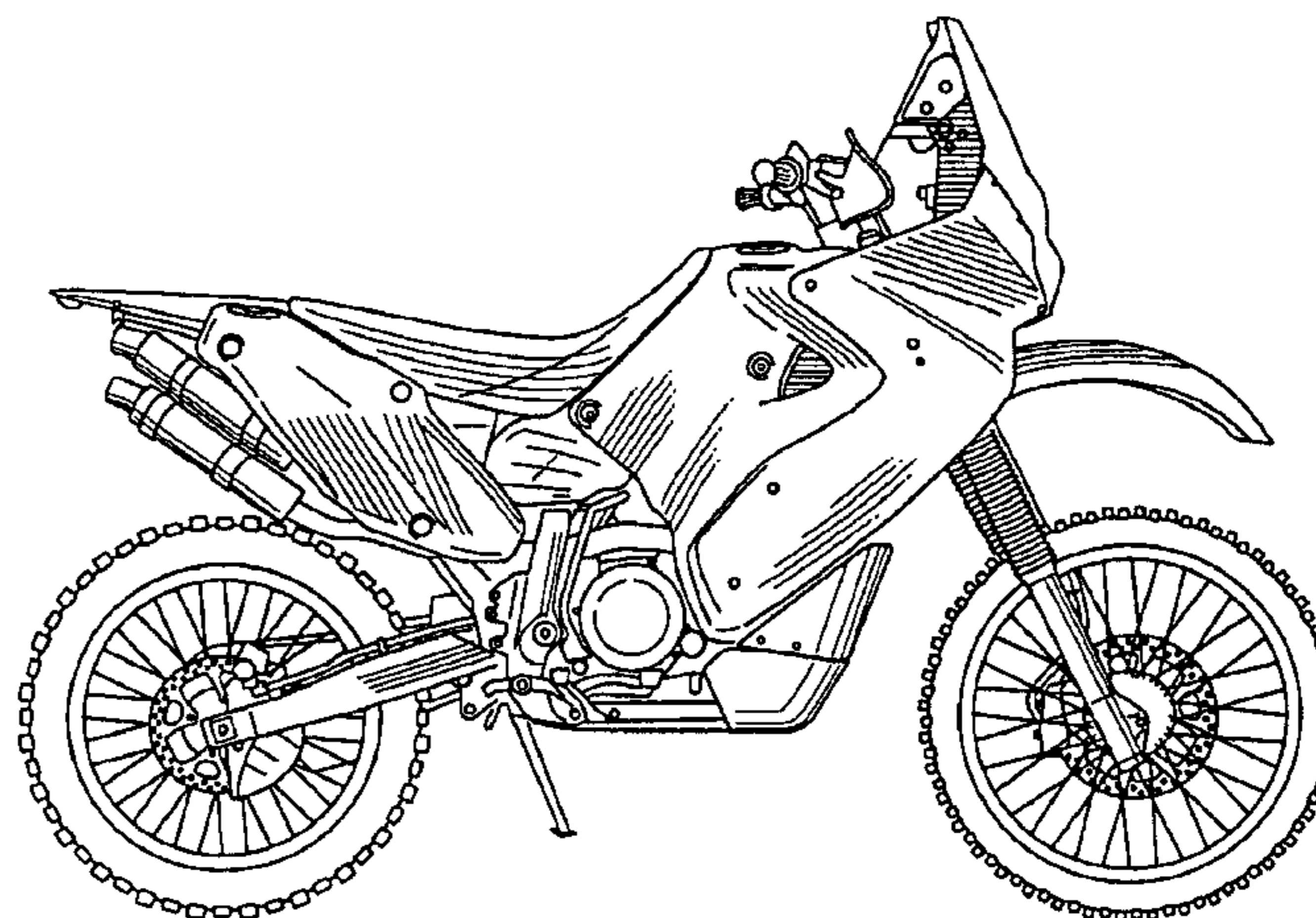



Fig. 1




Fig. 2






Fig. 3




Fig. 4




Fig. 5






Fig. 6




Fig. 7

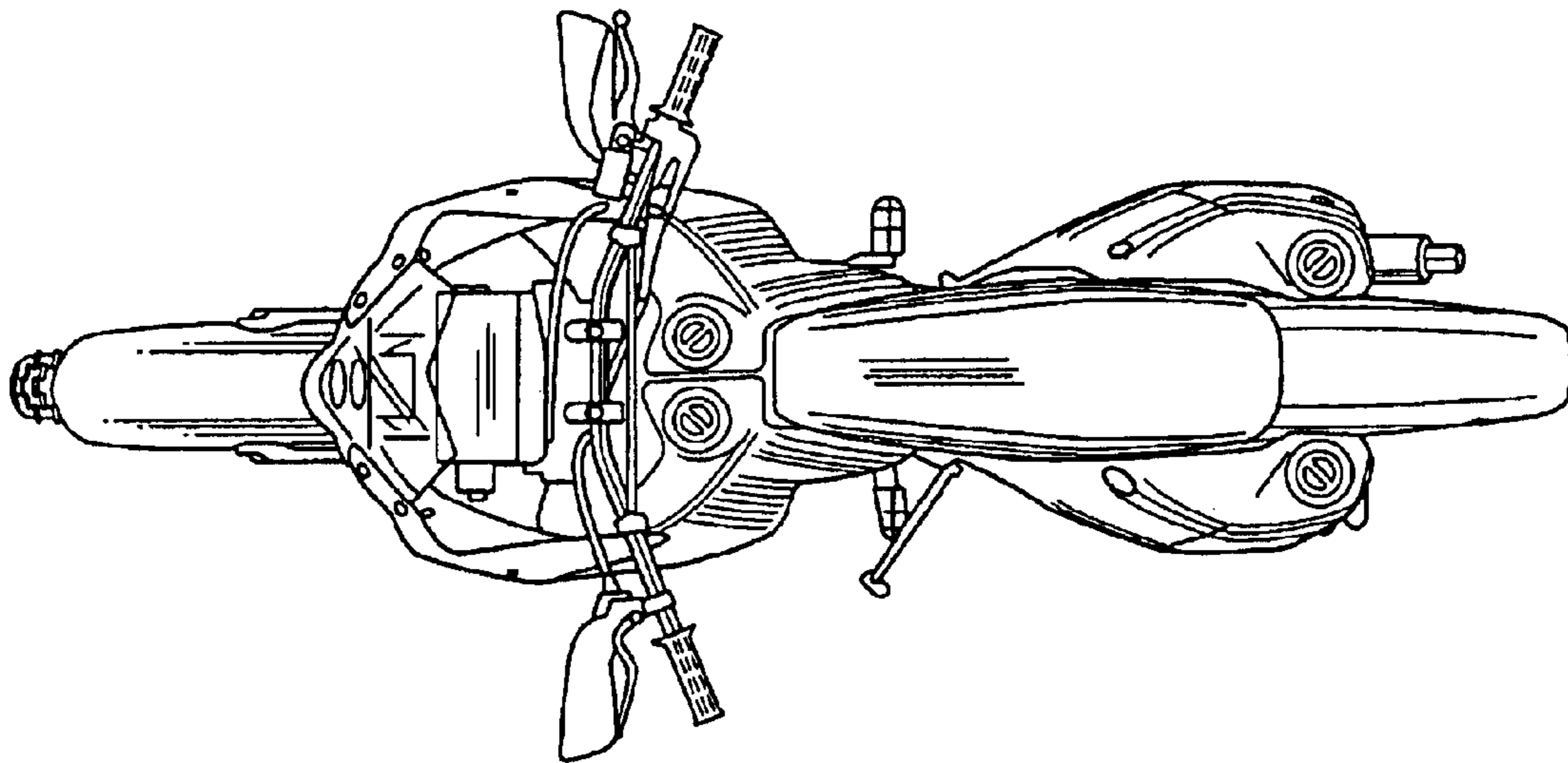




Fig. 8

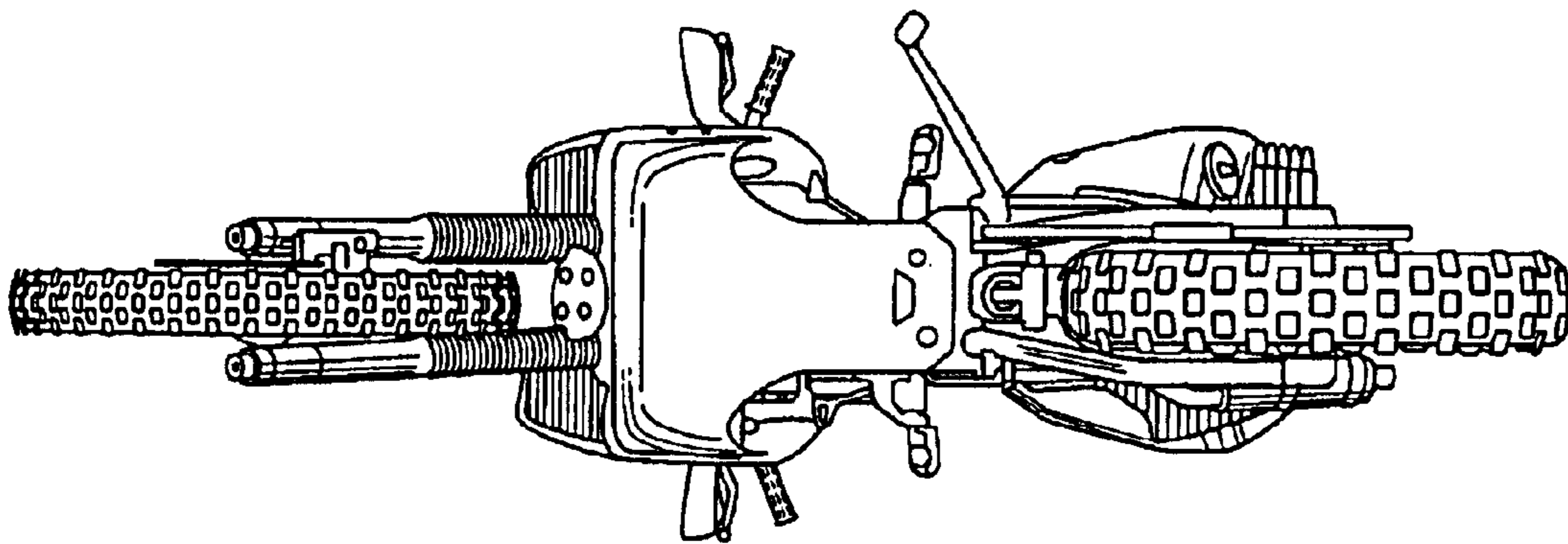


Fig. 9

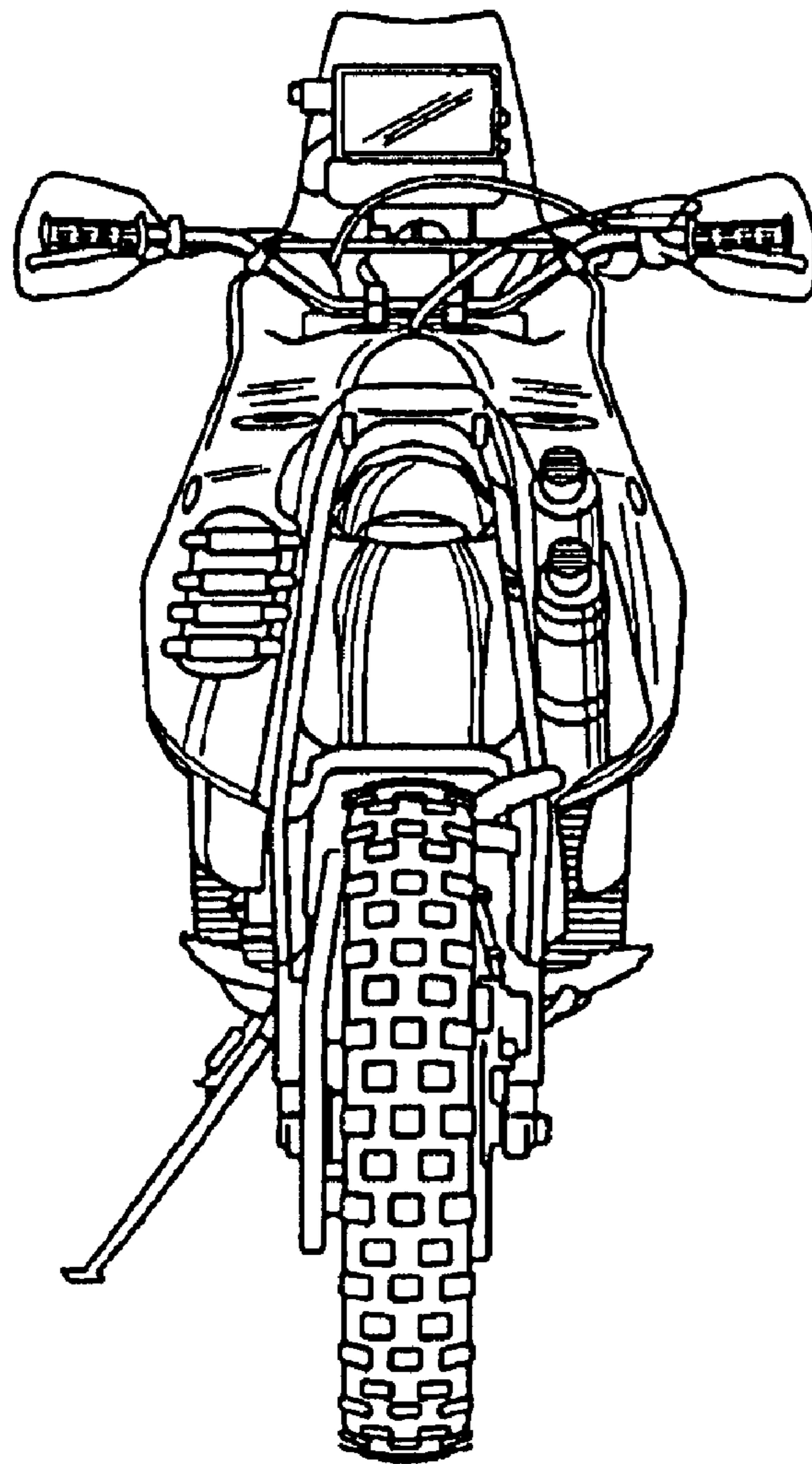


Fig. 10

