

US00D500711S

(12) **United States Design Patent**
Saito et al.

(10) **Patent No.:** **US D500,711 S**
(45) **Date of Patent:** **** Jan. 11, 2005**

(54) **MOTOR VEHICLE AND/OR TOY REPLICA THEREOF**

(75) **Inventors:** **Masao Saito, Aichi-ken (JP); Hideyuki Numata, Aichi-ken (JP)**

(73) **Assignee:** **Toyota Jidosha Kabushiki Kaisha (JP)**

(**) **Term:** **14 Years**

(21) **Appl. No.:** **29/202,525**

(22) **Filed:** **Mar. 31, 2004**

(51) **LOC (7) Cl.** **12-08**

(52) **U.S. Cl.** **D12/92**

(58) **Field of Search** **D12/90-92, 86; D21/424, 433; 296/185**

(56) **References Cited**

U.S. PATENT DOCUMENTS

D458,874 S	*	6/2002	Sakae et al.	D12/92
D459,683 S	*	7/2002	Sakae et al.	D12/92
D466,447 S	*	12/2002	Stoddard et al.	D12/92
D473,824 S	*	4/2003	Mori	D12/92

OTHER PUBLICATIONS

2003 Toyota Noah, Brochure of Noah, Aug. 2003.
2002 Toyota Estima L Speed Grille Version, Brochure of Estima L, May 2002.

* cited by examiner

Primary Examiner—Melody N. Brown

(74) *Attorney, Agent, or Firm*—SAIDMAN DesignLaw Group

(57) **CLAIM**

The ornamental design for a motor vehicle and/or toy replica thereof, as shown and described.

DESCRIPTION

FIG. 1 is a front perspective view of a motor vehicle and/or toy replica thereof showing our new design;
FIG. 2 is a rear perspective view thereof;
FIG. 3 is a right-side view thereof, with the left-side being a mirror image;
FIG. 4 is a top view thereof;
FIG. 5 is a front view thereof; and,
FIG. 6 is a rear view thereof.

1 Claim, 2 Drawing Sheets





FIG. 1




FIG. 2

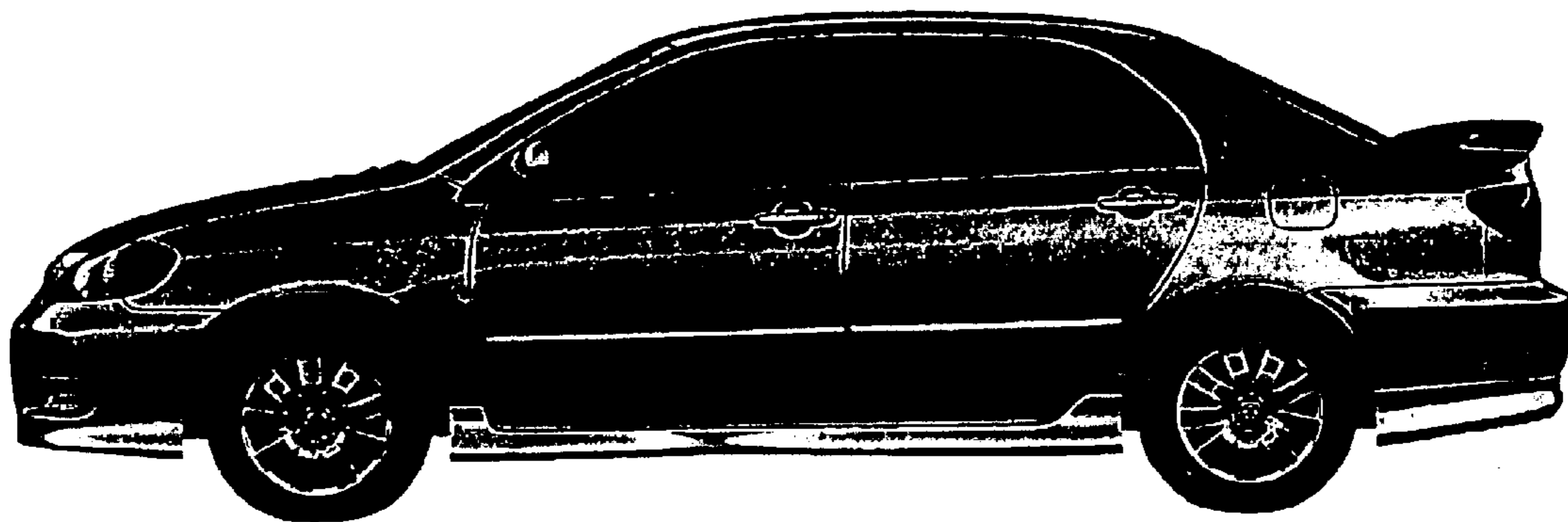


FIG 3

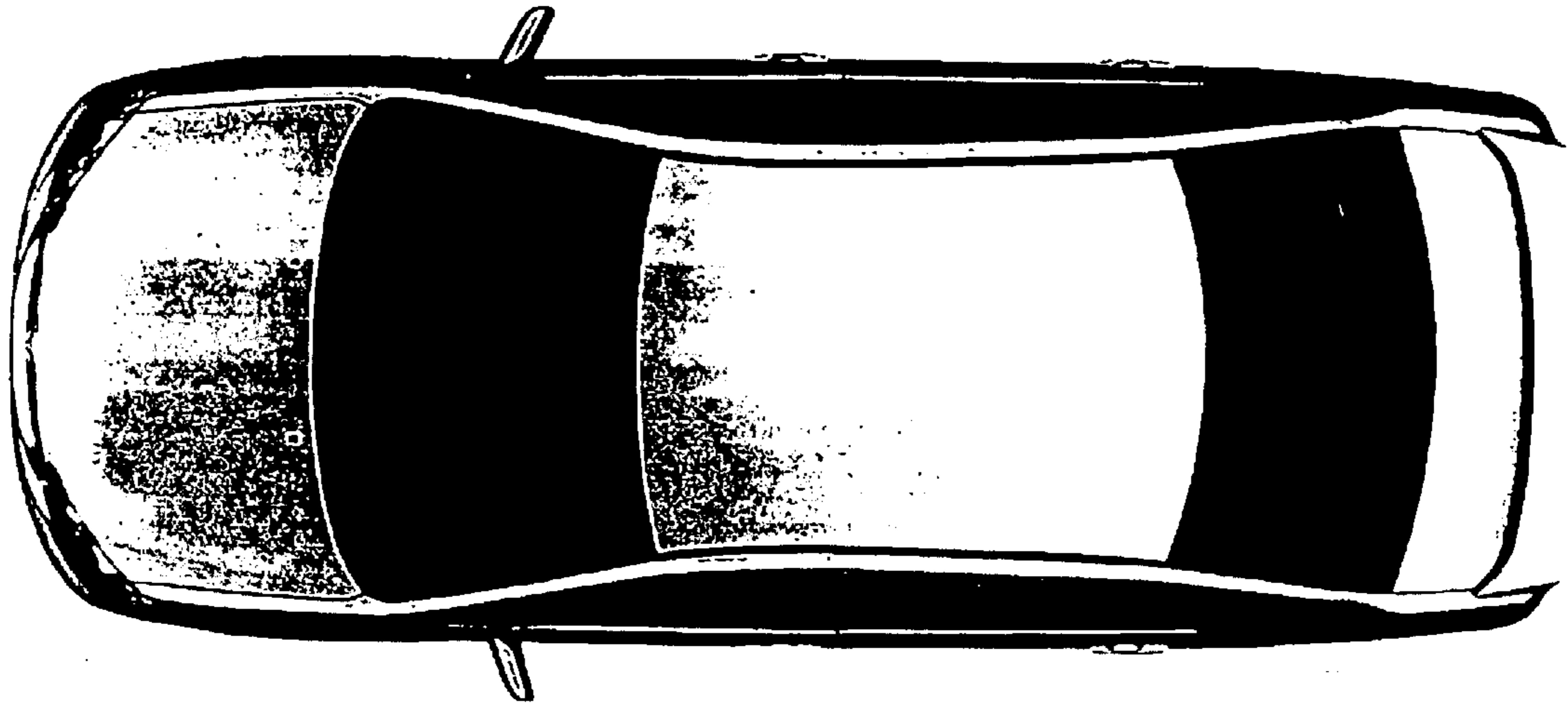


FIG. 4



FIG. 5




FIG. 6